



**THE DATASHEET OF
NLC453232T-180K-PF**



Inductors for decoupling circuits

Wound ferrite

NLC series



NLC453232 type



FEATURES

- Resin mold type wound inductor for decoupling circuits.
- E-12 series, wide lineup compatible with K ($\pm 10\%$) tolerance allows for various usages.
- Operating temperature range: -40 to $+105^{\circ}\text{C}$ (including self-temperature rise)

APPLICATION

- Smart meters, AV equipment, xDSL, electronic devices for communications infrastructure such as mobile base stations, industrial equipment, other

PART NUMBER CONSTRUCTION

NLC	453232	T	-	1R0	K	-	PF
Series name	LxWxH dimensions 4.5x3.2x3.2 mm	Packaging style		Inductance (μH)	Inductance tolerance		Lead-free compatible

CHARACTERISTICS SPECIFICATION TABLE

L	Q	L, Q measuring frequency	DC resistance	Rated current	Part No.	
(μH)	Tolerance	min.	(Ω)max.	(mA)max.		
1	$\pm 10\%$	10	7.96	0.11	1050	NLC453232T-1R0K-PF
1.2	$\pm 10\%$	10	7.96	0.12	1000	NLC453232T-1R2K-PF
1.5	$\pm 10\%$	10	7.96	0.15	950	NLC453232T-1R5K-PF
1.8	$\pm 10\%$	10	7.96	0.16	900	NLC453232T-1R8K-PF
2.2	$\pm 10\%$	10	7.96	0.18	850	NLC453232T-2R2K-PF
2.7	$\pm 10\%$	10	7.96	0.2	800	NLC453232T-2R7K-PF
3.3	$\pm 10\%$	10	7.96	0.22	750	NLC453232T-3R3K-PF
3.9	$\pm 10\%$	10	7.96	0.24	700	NLC453232T-3R9K-PF
4.7	$\pm 10\%$	10	7.96	0.27	650	NLC453232T-4R7K-PF
5.6	$\pm 10\%$	10	7.96	0.3	650	NLC453232T-5R6K-PF
6.8	$\pm 10\%$	10	7.96	0.35	600	NLC453232T-6R8K-PF
8.2	$\pm 10\%$	10	7.96	0.4	600	NLC453232T-8R2K-PF

Measurement equipment

Measurement item	Product No.	Manufacturer
L, Q	4294A	Keysight Technologies
DC resistance	AX-114N	ADEX

* Equivalent measurement equipment may be used.



NLC453232 type

CHARACTERISTICS SPECIFICATION TABLE

L	Q	L, Q measuring frequency	DC resistance	Rated current	Part No.
(μ H)	Tolerance	min.	(Ω)max.	(mA)max.	
10	$\pm 10\%$	10	2.52	550	NLC453232T-100K-PF
12	$\pm 10\%$	10	2.52	500	NLC453232T-120K-PF
15	$\pm 10\%$	10	2.52	450	NLC453232T-150K-PF
18	$\pm 10\%$	10	2.52	400	NLC453232T-180K-PF
22	$\pm 10\%$	10	2.52	370	NLC453232T-220K-PF
27	$\pm 10\%$	10	2.52	330	NLC453232T-270K-PF
33	$\pm 10\%$	10	2.52	300	NLC453232T-330K-PF
39	$\pm 10\%$	10	2.52	280	NLC453232T-390K-PF
47	$\pm 10\%$	10	2.52	260	NLC453232T-470K-PF
56	$\pm 10\%$	10	2.52	240	NLC453232T-560K-PF
68	$\pm 10\%$	10	2.52	220	NLC453232T-680K-PF
82	$\pm 10\%$	10	2.52	200	NLC453232T-820K-PF
100	$\pm 10\%$	20	0.796	180	NLC453232T-101K-PF
120	$\pm 10\%$	20	0.796	160	NLC453232T-121K-PF
150	$\pm 10\%$	20	0.796	140	NLC453232T-151K-PF
180	$\pm 10\%$	20	0.796	120	NLC453232T-181K-PF
220	$\pm 10\%$	20	0.796	120	NLC453232T-221K-PF
270	$\pm 10\%$	20	0.796	100	NLC453232T-271K-PF
330	$\pm 10\%$	20	0.796	90	NLC453232T-331K-PF

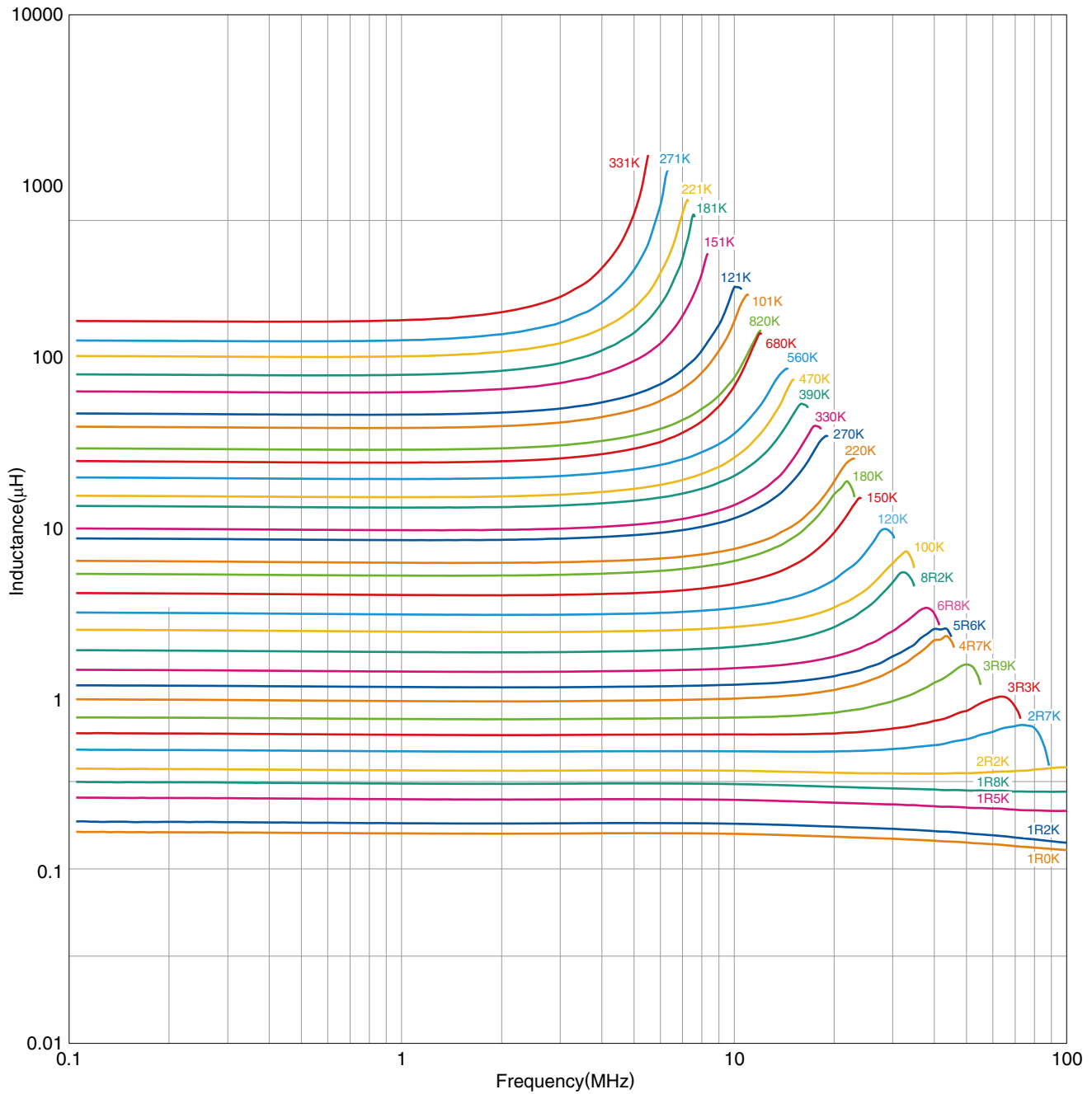
Measurement equipment

Measurement item	Product No.	Manufacturer
L, Q	4294A	Keysight Technologies
DC resistance	AX-114N	ADEX

* Equivalent measurement equipment may be used.

NLC453232 type

L FREQUENCY CHARACTERISTICS



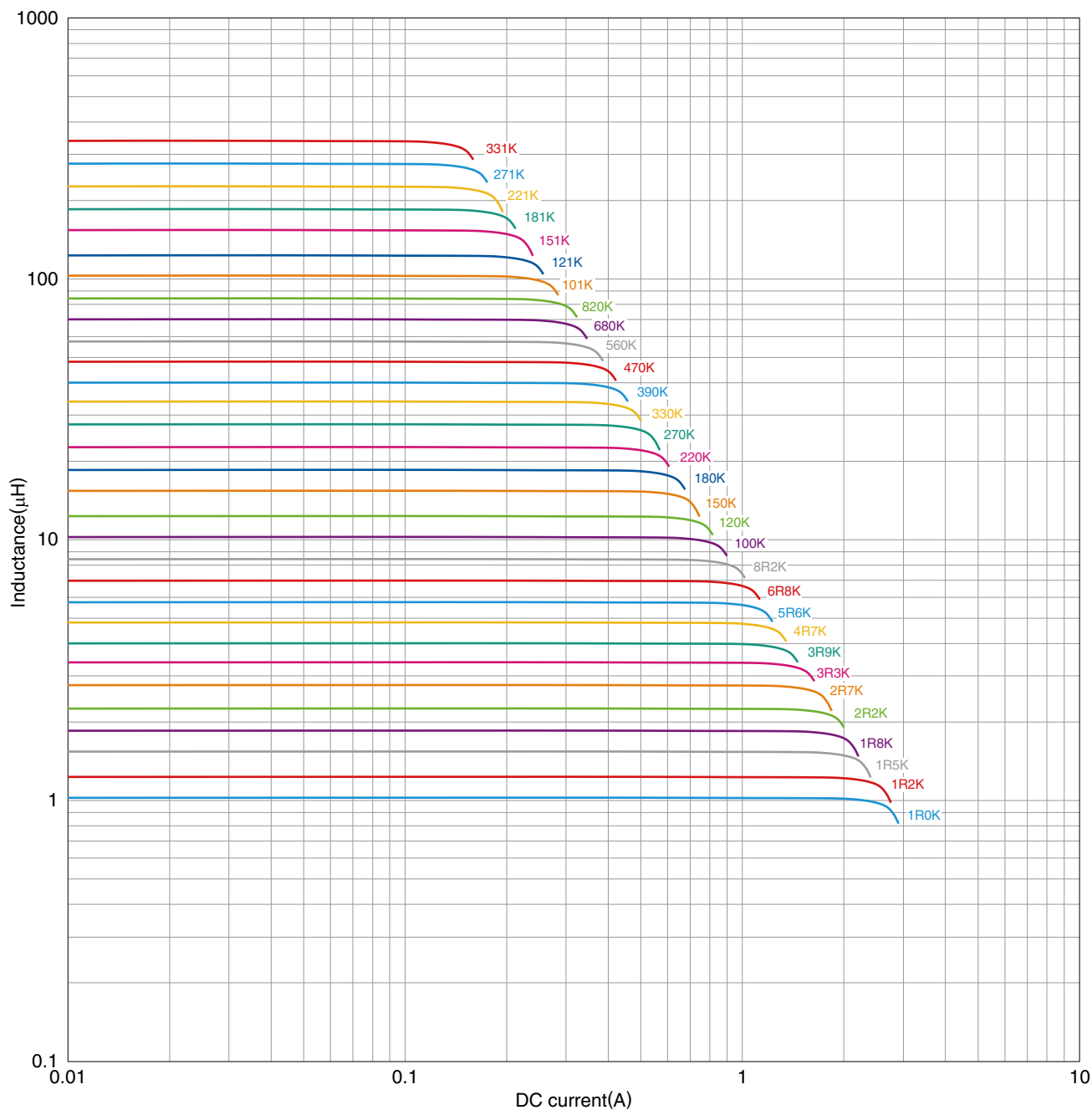
Measurement equipment

Product No.	Manufacturer
4294A	Keysight Technologies

* Equivalent measurement equipment may be used.

NLC453232 type

INDUCTANCE VS. DC BIAS CHARACTERISTICS



Measurement equipment

Product No.	Manufacturer
4285A+42841A+42842C	Keysight Technologies

* Equivalent measurement equipment may be used.

NLC453232 type

■ IMPEDANCE VS. FREQUENCY CHARACTERISTICS



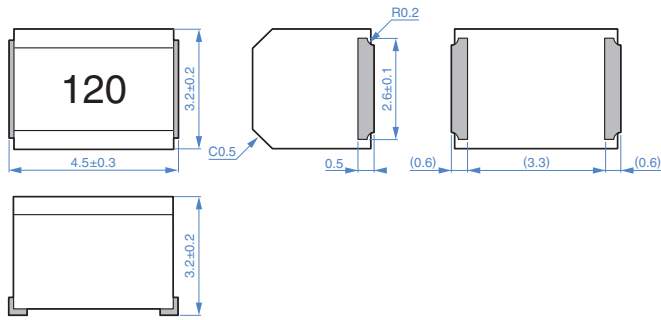
Measurement equipment

Product No.	Manufacturer
4294A	Keysight Technologies

* Equivalent measurement equipment may be used.

NLC453232 type

SHAPE & DIMENSIONS



Dimensions in mm

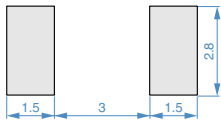
PACKAGING STYLE

REEL DIMENSIONS



Dimensions in mm

RECOMMENDED LAND PATTERN



Dimensions in mm

TAPE DIMENSIONS



Dimensions in mm

Type	A	B	K
NLC453232	3.6	4.9	3.2

RECOMMENDED REFLOW PROFILE



PACKAGE QUANTITY

Package quantity	500 pcs/reel
------------------	--------------

TEMPERATURE RANGE, INDIVIDUAL WEIGHT

Operating temperature range*	Storage temperature range**	Individual weight
-40 to +105 °C	-40 to +105 °C	180 mg

* Operating temperature range includes self-temperature rise.

** The storage temperature range is for after the assembly.

REMINDERS FOR USING THESE PRODUCTS

Before using these products, be sure to request the delivery specifications.

SAFETY REMINDERS

Please pay sufficient attention to the warnings for safe designing when using this products.

REMINDERS

- The storage period is within 6 months. Be sure to follow the storage conditions (temperature: 5 to 40°C, humidity: 10 to 75% RH or less).
If the storage period elapses, the soldering of the terminal electrodes may deteriorate.
- Do not use or store in locations where there are conditions such as gas corrosion (salt, acid, alkali, etc.).
- Before soldering, be sure to preheat components.
The preheating temperature should be set so that the temperature difference between the solder temperature and chip temperature does not exceed 150°C.
- Soldering corrections after mounting should be within the range of the conditions determined in the specifications.
If overheated, a short circuit, performance deterioration, or lifespan shortening may occur.
- When embedding a printed circuit board where a chip is mounted to a set, be sure that residual stress is not given to the chip due to the overall distortion of the printed circuit board and partial distortion such as at screw tightening portions.
- Self heating (temperature increase) occurs when the power is turned ON, so the tolerance should be sufficient for the set thermal design.
- Carefully lay out the coil for the circuit board design of the non-magnetic shield type.
A malfunction may occur due to magnetic interference.
- Use a wrist band to discharge static electricity in your body through the grounding wire.
- Do not expose the products to magnets or magnetic fields.
- Do not use for a purpose outside of the contents regulated in the delivery specifications.
- The products listed on this catalog are intended for use in general electronic equipment (AV equipment, telecommunications equipment, home appliances, amusement equipment, computer equipment, personal equipment, office equipment, measurement equipment, industrial robots) under a normal operation and use condition.
The products are not designed or warranted to meet the requirements of the applications listed below, whose performance and/or quality require a more stringent level of safety or reliability, or whose failure, malfunction or trouble could cause serious damage to society, person or property.
If you intend to use the products in the applications listed below or if you have special requirements exceeding the range or conditions set forth in the each catalog, please contact us.



- (1) Aerospace/aviation equipment
- (2) Transportation equipment (cars, electric trains, ships, etc.)
- (3) Medical equipment
- (4) Power-generation control equipment
- (5) Atomic energy-related equipment
- (6) Seabed equipment
- (7) Transportation control equipment

- (8) Public information-processing equipment
- (9) Military equipment
- (10) Electric heating apparatus, burning equipment
- (11) Disaster prevention/crime prevention equipment
- (12) Safety equipment
- (13) Other applications that are not considered general-purpose applications

When designing your equipment even for general-purpose applications, you are kindly requested to take into consideration securing protection circuit/device or providing backup circuits in your equipment.

Looking for pricing, stock, or lifecycle information?

Click below to explore more details on WIN SOURCE:

-  [View NLC453232T-180K-PF on WIN SOURCE](#)
-  [TDK Corporation Information](#)

Optimize Your Supply Chain with WIN SOURCE Solutions

-  Global Sourcing Solution
-  Obsolete Management
-  Cost Control Management
-  Shortage Management
-  Alternative Solution
-  Excess Inventory Management