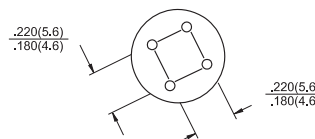
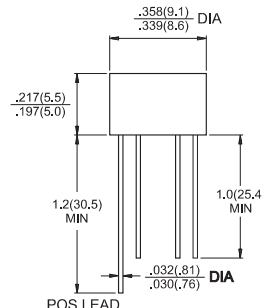



2W005M - 2W10M

Single Phase 2.0 AMPS. Silicon Bridge Rectifiers

WOB



Features

- ✧ UL Recognized File # E-96005
- ✧ Surge overload ratings to 50 amperes peak
- ✧ Ideal for printed circuit board
- ✧ Reliable low cost construction technique results in inexpensive product
- ✧ High temperature soldering guaranteed:
260 °C / 10 seconds / 0.375" (9.5mm)
lead length at 5 lbs., (2.3 kg) tension

Mechanical Data

- ✧ Case: Molded plastic
- ✧ Lead: Pure tin plated, Lead free.
- ✧ Polarity: As marked
- ✧ Weight: 1.10 grams

Dimensions in inches and (millimeters)

Maximum Ratings and Electrical Characteristics

Rating at 25 °C ambient temperature unless otherwise specified.

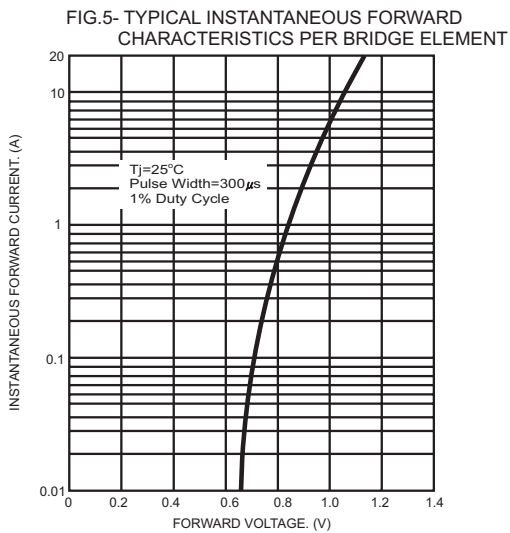
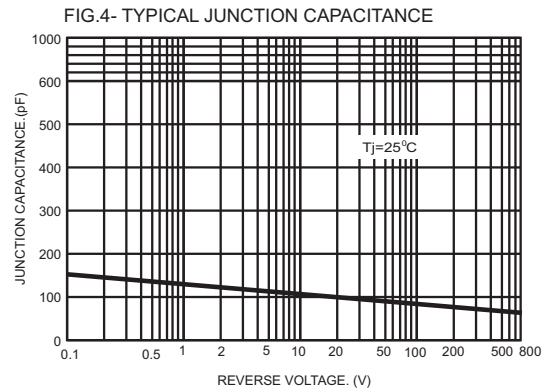
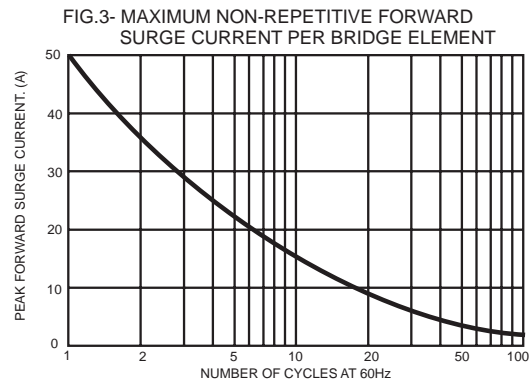
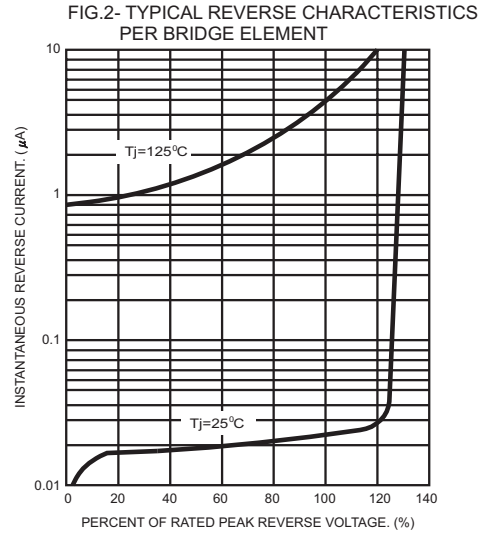
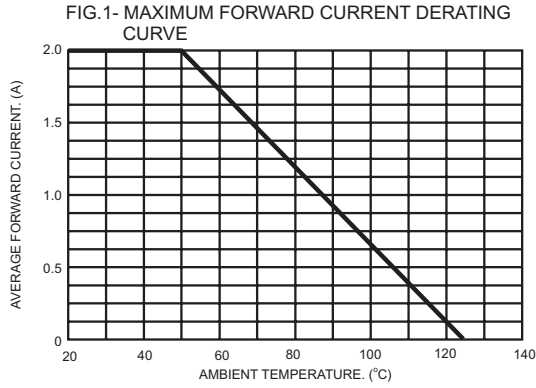
Single phase, half wave, 60 Hz, resistive or inductive load.

For capacitive load, derate current by 20%

Type Number	Symbol	2W 005M	2W 01M	2W 02M	2W 04M	2W 06M	2W 08M	2W 10M	Units
Maximum Recurrent Peak Reverse Voltage	V_{RRM}	50	100	200	400	600	800	1000	V
Maximum RMS Voltage	V_{RMS}	35	70	140	280	420	560	700	V
Maximum DC Blocking Voltage	V_{DC}	50	100	200	400	600	800	1000	V
Maximum Average Forward Rectified Current @ $T_A = 50\text{ }^\circ\text{C}$	$I_{(AV)}$	2.0							A
Peak Forward Surge Current, 8.3 ms Single Half Sine-wave Superimposed on Rated Load (JEDEC method)	I_{FSM}	50							A
Maximum Instantaneous Forward Voltage @ 2.0A	V_F	1.1							V
Maximum DC Reverse Current @ $T_A=25\text{ }^\circ\text{C}$ at Rated DC Blocking Voltage @ $T_A=125\text{ }^\circ\text{C}$	I_R	10 500							uA uA
Typical Thermal resistance (Note)	$R_{\theta JA}$ $R_{\theta JL}$	40 15							$^\circ\text{C/W}$
Operating Temperature Range	T_J	-55 to +125							$^\circ\text{C}$
Storage Temperature Range	T_{STG}	-55 to +150							$^\circ\text{C}$



Note: Thermal Resistance from Junction to Ambient and from Junction to Lead at 0.375" (9.5mm) Lead Length for P.C.B. Mounting.

RATINGS AND CHARACTERISTIC CURVES (2W005M THRU 2W10M)



Looking for pricing, stock, or lifecycle information?

Click below to explore more details on WIN SOURCE:

-  [View 2W04M on WIN SOURCE](#)
-  [GeneSiC Semiconductor Information](#)

Optimize Your Supply Chain with WIN SOURCE Solutions

-  Global Sourcing Solution
-  Obsolete Management
-  Cost Control Management
-  Shortage Management
-  Alternative Solution
-  Excess Inventory Management