

## DUAL OPERATIONAL AMPLIFIER

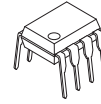
### ■ GENERAL DESCRIPTION

The NJM2100 is a low voltage operation and low saturation output voltage ( $\pm 2.0V_{P-P}$  at supply voltage  $\pm 2.5V$ ) operational amplifier. It is suitable for digital audio apparatus such as handy type CD, radio cassette CD, and portable DAT that are required 5V single supply operation and high output voltage.

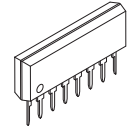
### ■ FEATURES

- Single Supply Operation
- Operating Voltage ( $\pm 1.0V \sim \pm 3.5V$ )
- Low Saturation Output Voltage
- High Slew Rate ( $4V/\mu s$  typ.)
- Package Outline  
DIP8, SIP8, DMP8, SSOP8  
SOP8 JEDEC 150mil
- Bipolar Technology

### ■ PACKAGE OUTLINE



NJM2100D  
(DIP8)



NJM2100L  
(SIP8)



NJM2100M  
(DMP8)

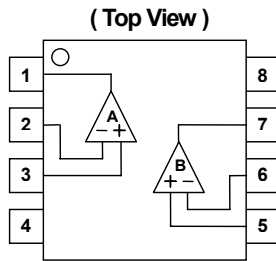


NJM2100E  
(SOP8)

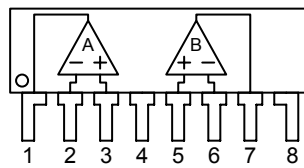


NJM2100V  
(SSOP8)

### ■ PIN CONFIGURATION



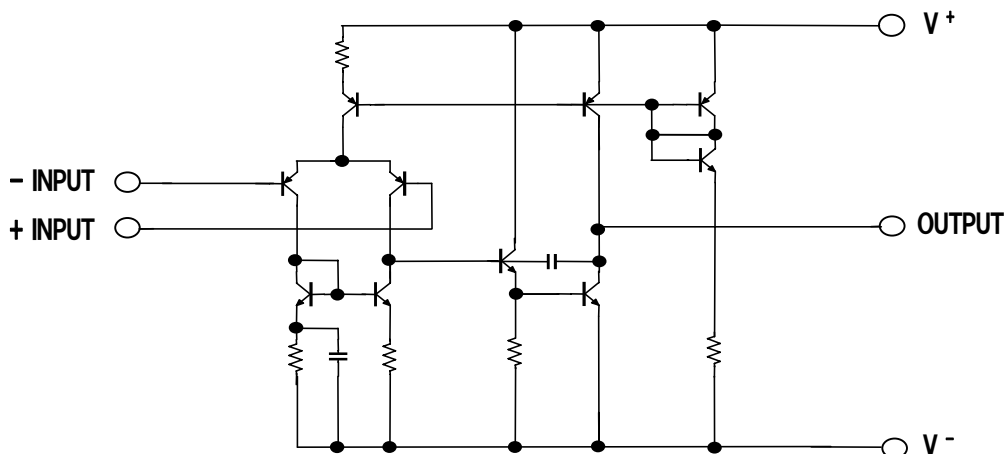
NJM2100D  
NJM2100M  
NJM2100E  
NJM2100V



NJM2100L

- PIN  
FUNCTION
1. A OUTPUT
  2. A -INPUT
  3. A +INPUT
  4.  $V^-$
  5. B +INPUT
  6. B -INPUT
  7. B OUTPUT
  8.  $V^+$

### ■ EQUIVALENT CIRCUIT (1/2 Shown)



# NJM2100

## ■ ABSOLUTE MAXIMUM RATINGS

( Ta=25°C )

PARAMETER	SYMBOL	RATINGS	UNIT
Supply Voltage	$V^+ / V^-$	± 3.5	V
Differential Input Voltage	$V_{ID}$	± 7	V
Input Voltage	$V_{IC}$	± 3.5	V
Power Dissipation	$P_D$	( DIP8 ) 500 ( DMP8 ) 300 ( SOP8 ) 300 ( SSOP8 ) 250 ( SIP8 ) 800	mW
Operating Temperature Range	$T_{opr}$	-40~+85	°C
Storage Temperature Range	$T_{stg}$	-40~+125	°C

## ■ ELECTRICAL CHARACTERISTICS

( Ta=25°C,  $V^+=5V$  )

PARAMETER	SYMBOL	TEST CONDITION	MIN.	TYP.	MAX.	UNIT
Input Offset Voltage	$V_{IO}$	$R_S \leq 10k\Omega$	-	1	6	mV
Input Bias Current	$I_{IB}$		-	100	300	nA
Large Signal Voltage Gain	$A_V$	$R_L \geq 10k\Omega$	60	80	-	dB
Maximum Output Voltage Swing	$V_{OM}$	$R_L \geq 2.5k\Omega$	± 2	± 2.2	-	V
Input Common Mode Voltage Range	$V_{ICM}$		± 1.5	-	-	V
Common Mode Rejection Ratio	CMR		60	74	-	dB
Supply Voltage Rejection Ratio	SVR		60	80	-	dB
Operating Current	$I_{CC}$	$V_{IN}=0, R_L=\infty$	-	3.5	5	mA
Slew Rate	SR	$A_V=1, V_{IN}=\pm 1V$	-	4	-	V/ $\mu$ s
Gain Bandwidth Product	GB	$f=10kHz$	-	12	-	MHz

( Note1 ) Applied circuit voltage gain is desired to operate within the range of 3dB to 30 dB.

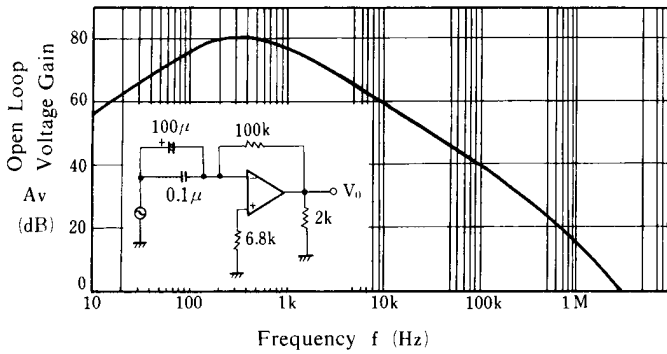
( Note2 ) Special care being required for input common mode voltage range and the oscillation due to the capacitive load when operating on voltage follower.

( Note3 ) Special care being required for the oscillation, yet having the gain when the supply voltage is applied at more than 5V ( single supply voltage 5V ).

## ■ TYPICAL CHARACTERISTICS

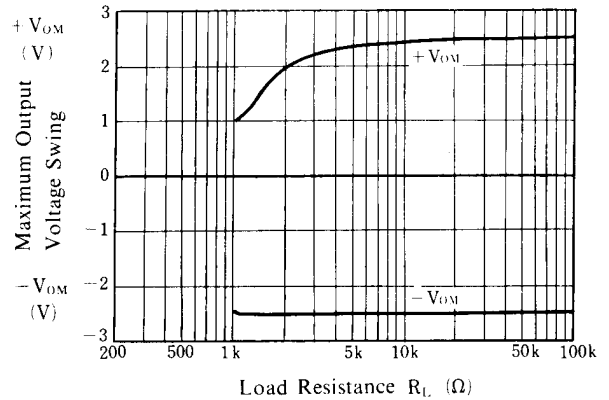
### Open Loop Voltage Gain vs. Frequency

( $V^+/V^- = \pm 2.5V$ ,  $T_a = 25^\circ C$ )



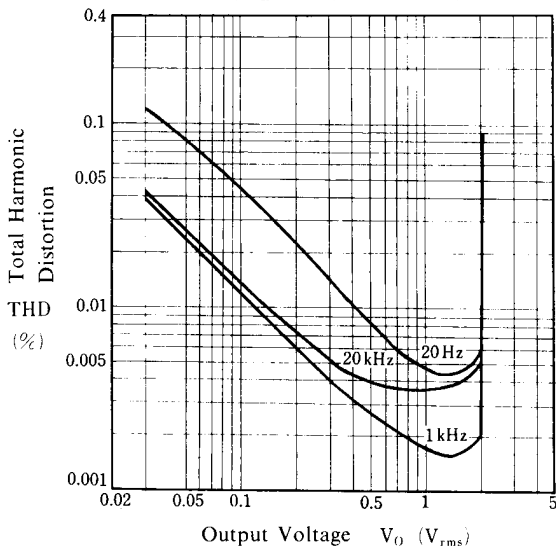
### Maximum Output Voltage Swing vs. Load Resistance

( $V^+/V^- = \pm 2.5V$ ,  $T_a = 25^\circ C$ )



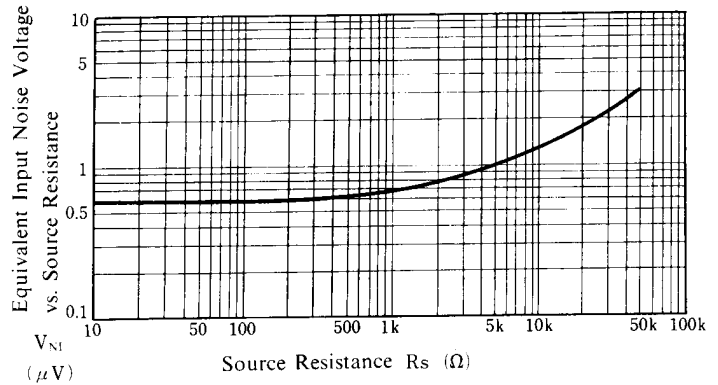
### Total Harmonic Distortion vs. Output Voltage

( $V^+/V^- = \pm 3V$ ,  $R_L = 4k\Omega$ , Gain = 10dB,  $T_a = 25^\circ C$ )



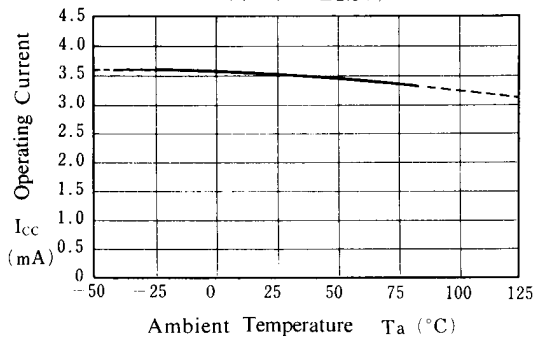
### Equivalent Input Noise Voltage vs. Source Resistance

( $V^+/V^- = \pm 3V$ , JISA,  $T_a = 25^\circ C$ )



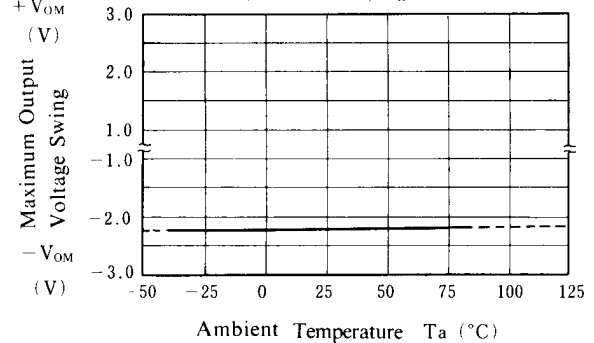
### Operating Current vs. Temperature

( $V^+/V^- = \pm 2.5V$ )



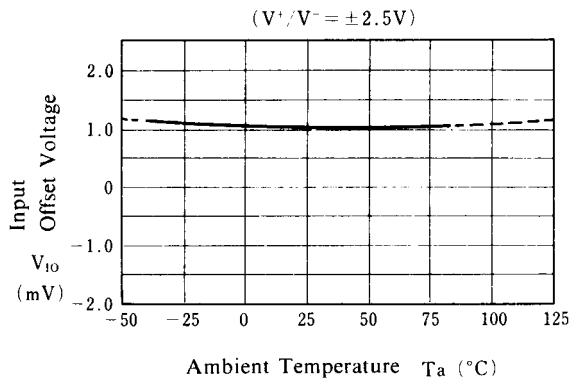
### Maximum Output Voltage Swing vs. Temperature

( $V^+/V^- = \pm 2.5V$ ,  $R_L = 2.5k\Omega$ )

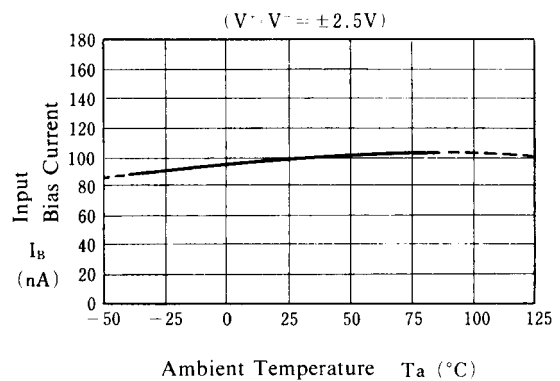


## ■ TYPICAL CHARACTERISTICS

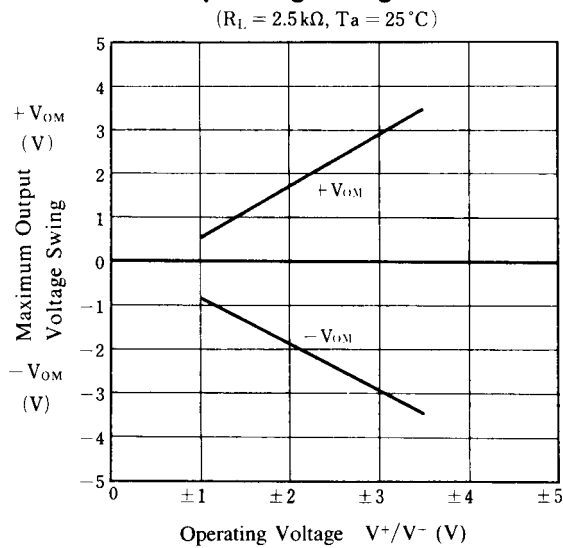
**Input Offset Voltage vs. Temperature**



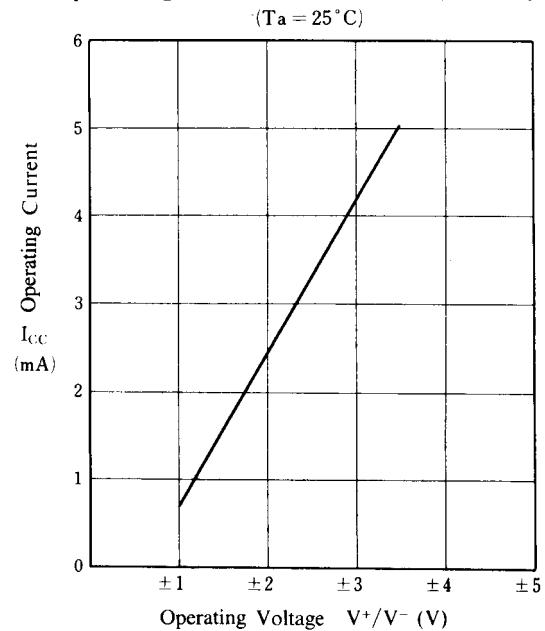
**Input Bias Current vs. Temperature**



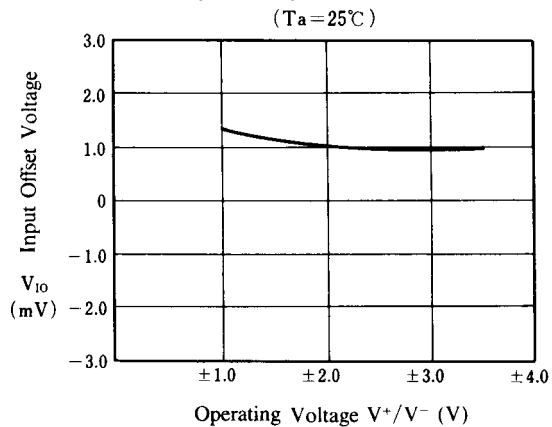
**Maximum Output Voltage Swing vs. Operating Voltage**



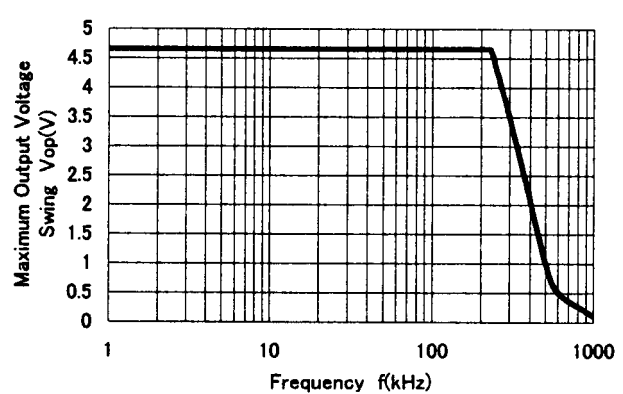
**Operating Current vs. Operating Voltage**



**Input Offset Voltage vs. Operating Voltage**



**Maximum Output Voltage Swing vs. Frequency**





**[CAUTION]**

The specifications on this databook are only given for information, without any guarantee as regards either mistakes or omissions. The application circuits in this databook are described only to show representative usages of the product and not intended for the guarantee or permission of any right including the industrial rights.

## Looking for pricing, stock, or lifecycle information?

Click below to explore more details on WIN SOURCE:

-  [View NJM2100 on WIN SOURCE](#)
-  [NJR Corporation/NJRC Information](#)

## Optimize Your Supply Chain with WIN SOURCE Solutions

-  Global Sourcing Solution
-  Obsolete Management
-  Cost Control Management
-  Shortage Management
-  Alternative Solution
-  Excess Inventory Management