



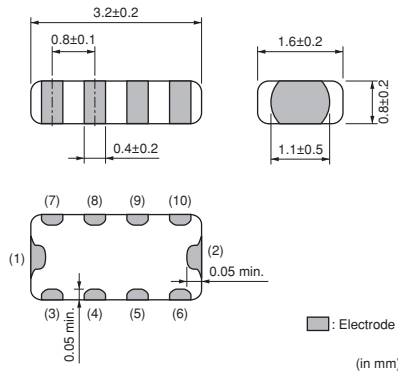
**THE DATASHEET OF
NFA31CC101S1E4D**



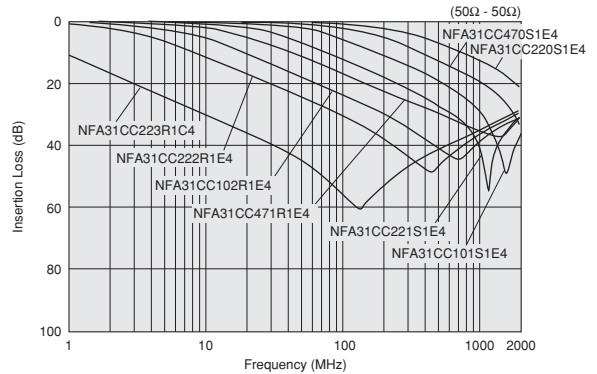
EMIFIL® (Capacitor type) Array

NFA31C Series (1206 Size)

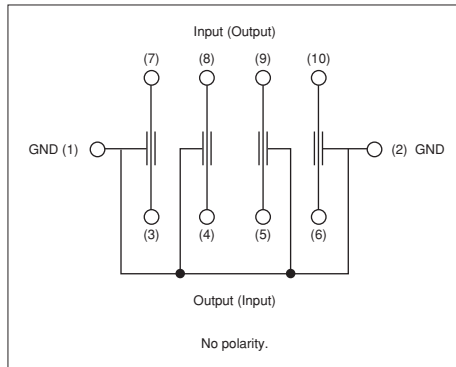
■ Dimensions



■ Insertion Loss Characteristics (Main Items)



■ Equivalent Circuit



■ Packaging

Code	Packaging	Minimum Quantity
D	180mm Paper Tape	4000
B	Bulk(Bag)	100

■ Rated Value (□: packaging code)

Part Number	Capacitance	Rated Current	Rated Voltage	Insulation Resistance (min.)	Operating Temperature Range
NFA31CC220S1E4□	22pF ±20%	200mA	25Vdc	1000M ohm	-40 to +85°C
NFA31CC470S1E4□	47pF ±20%	200mA	25Vdc	1000M ohm	-40 to +85°C
NFA31CC101S1E4□	100pF ±20%	200mA	25Vdc	1000M ohm	-40 to +85°C
NFA31CC221S1E4□	220pF ±20%	200mA	25Vdc	1000M ohm	-40 to +85°C
NFA31CC471R1E4□	470pF ±20%	200mA	25Vdc	1000M ohm	-40 to +85°C
NFA31CC102R1E4□	1000pF ±20%	200mA	25Vdc	1000M ohm	-40 to +85°C
NFA31CC222R1E4□	2200pF ±20%	200mA	25Vdc	1000M ohm	-40 to +85°C
NFA31CC223R1C4□	22000pF ±20%	200mA	16Vdc	1000M ohm	-40 to +85°C


Number of Circuit: 4

Continued on the following page.

● This data sheet is applied for CHIP EMIFIL® used for General Electronics equipment for your design.

⚠ Note:

- This datasheet is downloaded from the website of Murata Manufacturing co., ltd. Therefore, it's specifications are subject to change or our products in it may be discontinued without advance notice. Please check with our sales representatives or product engineers before ordering.
- This datasheet has only typical specifications because there is no space for detailed specifications. Therefore, please approve our product specifications or transact the approval sheet for product specifications before ordering.

 Continued from the preceding page.

■ Caution/Notice

Caution (Rating)

Do not use products beyond the rated current and rated voltage as this may create excessive heat and deteriorate the insulation resistance.

Notice

Solderability of Tin plating termination chip might be deteriorated when low temperature soldering profile where peak solder temperature is below the Tin melting point is used. Please confirm the solderability of Tin plating termination chip before use.

● This data sheet is applied for CHIP EMIFIL® used for General Electronics equipment for your design.

Note:

1. This datasheet is downloaded from the website of Murata Manufacturing co., ltd. Therefore, it's specifications are subject to change or our products in it may be discontinued without advance notice. Please check with our sales representatives or product engineers before ordering.
2. This datasheet has only typical specifications because there is no space for detailed specifications. Therefore, please approve our product specifications or transact the approval sheet for product specifications before ordering.

Looking for pricing, stock, or lifecycle information?

Click below to explore more details on WIN SOURCE:

- [View NFA31CC101S1E4D on WIN SOURCE](#)
- [Murata Electronics North America Information](#)

Optimize Your Supply Chain with WIN SOURCE Solutions

- ✓ Global Sourcing Solution
- ✓ Obsolete Management
- ✓ Cost Control Management
- ✓ Shortage Management
- ✓ Alternative Solution
- ✓ Excess Inventory Management