



**THE DATASHEET OF
NCS1-422+**





CERAMIC BALUN

RF Transformer

NCS1-422+

Mini-Circuits

50Ω 3300 to 4000 MHz 1:1 Ratio

FEATURES

- Wideband, 3300 to 4000 MHz
- Low phase unbalance, 4 deg. and amplitude unbalance, 0.4 dB typ.
- Miniature size, 0.079"x0.049"x0.033"
- LTCC construction
- Low cost
- Aqueous washable



Generic photo used for illustration purposes only

CASE STYLE: GE0805C-1

APPLICATIONS

- WIMAX
- Satellite
- Radar

+RoHS Compliant

The +Suffix identifies RoHS Compliance. See our web site for RoHS Compliance methodologies and qualifications

ELECTRICAL SPECIFICATIONS AT 25°C

Parameter	Frequency (MHz)	Min.	Typ.	Max.	Units
Impedance Ratio		1			
Frequency Range		3300		4000	MHz
Insertion Loss ¹	3300 - 4000	—	1.0	—	dB
Amplitude Unbalance	3300 - 4000	—	0.4	—	dB
Phase Unbalance ²	3300 - 4000	—	4	—	Degree

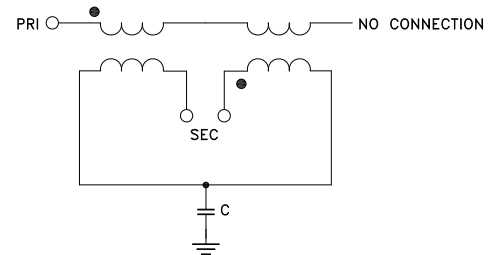
1. Insertion Loss is referenced to mid-band loss, 0.7 dB. Reference Demo Board TB-419+
2. Relative to 180°

MAXIMUM RATINGS

Parameter	Ratings
Operating Temperature	-40°C to 85°C
Storage Temperature	-55°C to 100°C
RF Power ³	3W at 25°C

3. Derate linearly to 2W at 85°C
Permanent damage may occur if any of these limits are exceeded.

CONFIGURATION R



Mini-Circuits

www.minicircuits.com P.O. Box 350166, Brooklyn, NY 11235-0003 (718) 934-4500 sales@minicircuits.com

REV. E
ECO-010109
NCS1-422+
MCL NY
211013

PAGE 1 OF 3



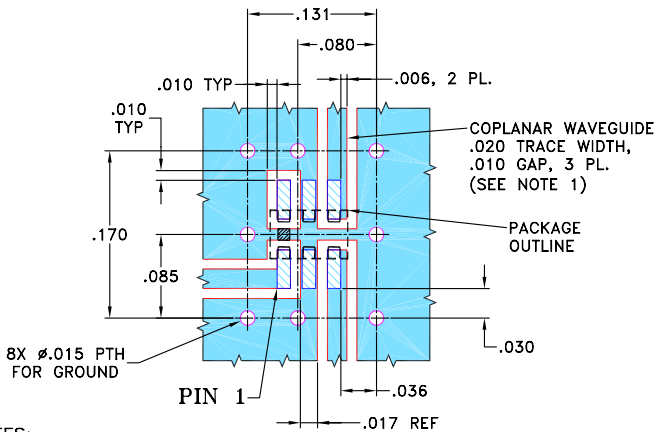
PAD CONNECTIONS

PRIMARY DOT (Unbalanced Port)	1
PRIMARY (GND)	2
SECONDARY DOT (Balanced)	4
SECONDARY (Balanced)	3
NO CONNECTION	6
NOT USED (GND Externally)	5

Pads 2,3,4 are DC-connected internally

PRODUCT MARKING: N/A

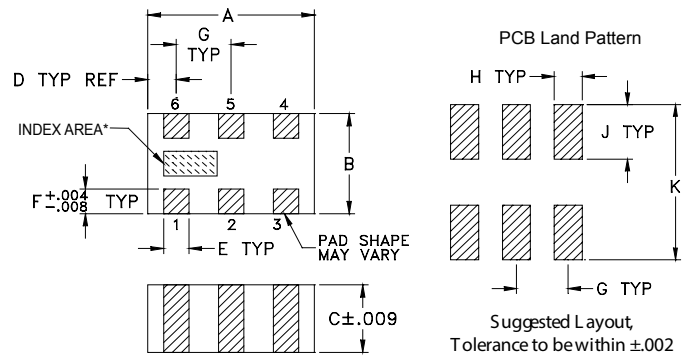
DEMO BOARD MCL P/N: TB-419+ SUGGESTED PCB LAYOUT (PL-264)



NOTES:

1. COPLANAR WAVEGUIDE PARAMETERS ARE SHOWN FOR ROGERS R04350B WITH DIELECTRIC THICKNESS $.010'' \pm .001''$. COPPER: 1/2 OZ. EACH SIDE. FOR OTHER MATERIALS TRACE WIDTH AND GAP MAY NEED TO BE MODIFIED.
 2. BOTTOM SIDE OF THE PCB IS CONTINUOUS GROUND PLANE.
- DENOTES PCB COPPER LAYOUT WITH SMOBC (SOLDER MASK OVER BARE COPPER).
 DENOTES COPPER LAND PATTERN FREE OF SOLDER MASK

OUTLINE DRAWING



*Shape of index marking may vary

OUTLINE DIMENSIONS (Inches/mm)

A	B	C	D	E	F
.079	.049	.033	.014	.012	.012
2.01	1.24	0.84	0.36	0.30	0.30
G	H	J	K	wt	
.026	.014	.039	.110	grams	
0.66	0.36	1.00	2.80	.008	

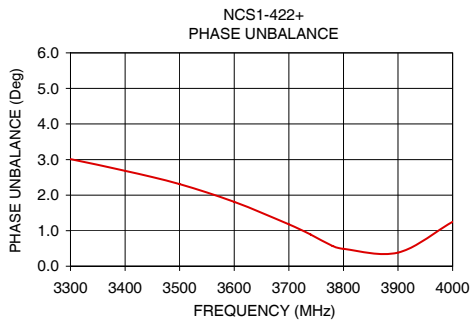
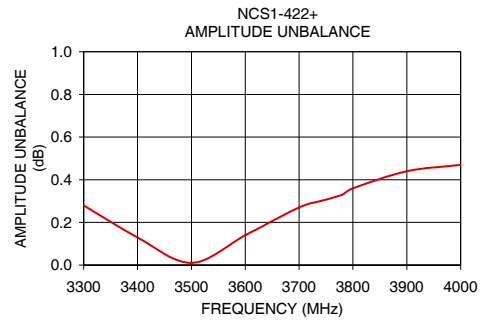
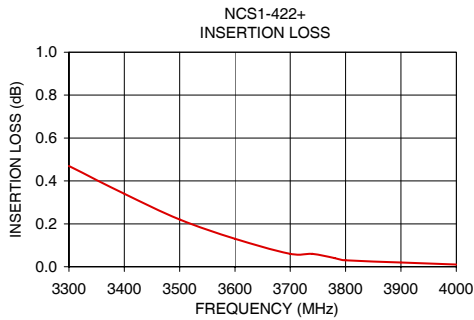
TAPE & REEL INFORMATION: F74



TYPICAL PERFORMANCE DATA³

Frequency (MHz)	Insertion Loss (dB)	Input Return Loss (dB)	Amplitude Unbalance (dB)	Phase Unbalance (deg)
3300	0.47	10.35	0.28	3.01
3400	0.34	11.50	0.13	2.68
3500	0.22	12.83	0.01	2.31
3600	0.13	14.29	0.14	1.81
3700	0.06	15.99	0.27	1.18
3740	0.06	16.64	0.30	0.89
3780	0.04	17.52	0.33	0.57
3800	0.03	17.98	0.36	0.49
3900	0.02	20.37	0.44	0.38
4000	0.01	23.80	0.47	1.25

3. Measured with Agilent E5071B network analyzer using impedance conversion and port extension.




NOTES

- A. Performance and quality attributes and conditions not expressly stated in this specification document are intended to be excluded and do not form a part of this specification document.
- B. Electrical specifications and performance data contained in this specification document are based on Mini-Circuit's applicable established test performance criteria and measurement instructions.
- C. The parts covered by this specification document are subject to Mini-Circuits standard limited warranty and terms and conditions (collectively, "Standard Terms"); Purchasers of this part are entitled to the rights and benefits contained therein. For a full statement of the standard. Terms and the exclusive rights and remedies thereunder, please visit Mini-Circuits' website at www.minicircuits.com/MCLStore/terms.jsp

Looking for pricing, stock, or lifecycle information?

Click below to explore more details on WIN SOURCE:

 [View NCS1-422+ on WIN SOURCE](#)

 [Mini-Circuits Information](#)

Optimize Your Supply Chain with WIN SOURCE Solutions

-  Global Sourcing Solution
-  Obsolete Management
-  Cost Control Management
-  Shortage Management
-  Alternative Solution
-  Excess Inventory Management