

2SK3372

Silicon N-Channel Junction FET

For impedance conversion in low frequency

For electret capacitor microphone

■ Features

- High mutual conductance g_m
- Low noise voltage NV

■ Package

- Code
SSSMini3-F1
- Pin Name
1: Drain
2: Source
3: Gate

■ Absolute Maximum Ratings $T_a = 25^\circ\text{C}$

Parameter	Symbol	Rating	Unit
Drain-source voltage (Gate open)	V_{DSO}	20	V
Gate-drain voltage (Source open)	V_{GDO}	20	V
Drain-source current (Gate open)	I_{DSO}	2	mA
Gate-drain current (Source open)	I_{GDO}	2	mA
Gate-source current (Drain open)	I_{GSO}	2	mA
Power dissipation	P_D	100	mW
Operating ambient temperature	T_{opr}	-20 to +80	$^\circ\text{C}$
Storage temperature	T_{stg}	-55 to +125	$^\circ\text{C}$

■ Marking Symbol: 1H

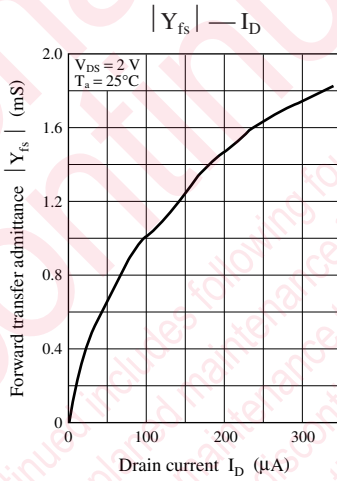
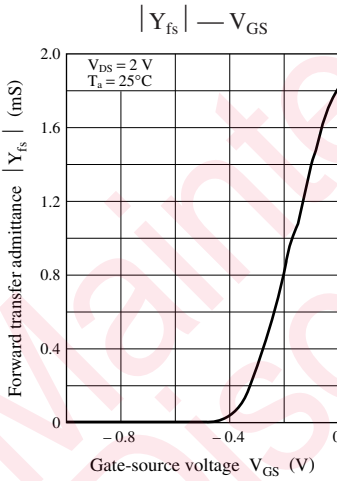
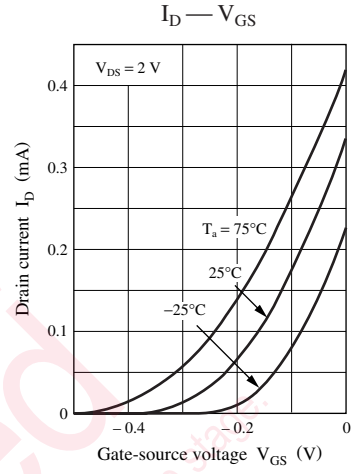
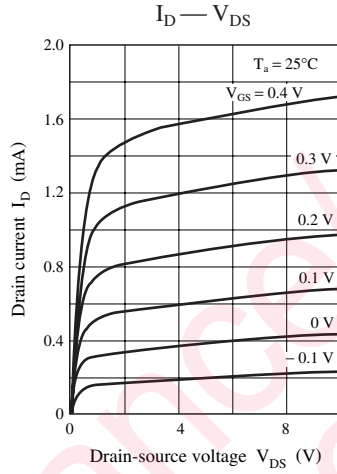
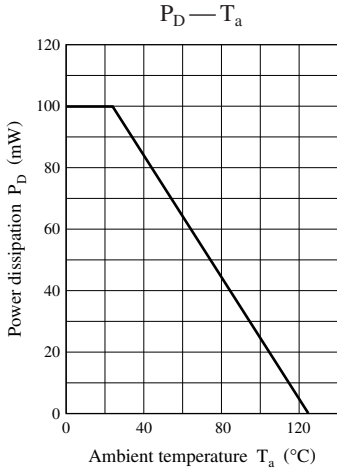
■ Electrical Characteristics $T_a = 25^\circ\text{C} \pm 3^\circ\text{C}$

Parameter	Symbol	Conditions	Min	Typ	Max	Unit
Drain current *1	I_D	$V_{DS} = 2.0 \text{ V}$, $R_D = 2.2 \text{ k}\Omega \pm 1\%$	100		470	μA
Drain-source current	I_{DSS}	$V_{DS} = 2.0 \text{ V}$, $R_D = 2.2 \text{ k}\Omega \pm 1\%$, $V_{GS} = 0$	107		460	μA
Mutual conductance	g_m	$V_D = 2.0 \text{ V}$, $V_{GS} = 0$, $f = 1 \text{ kHz}$	660	1600		μS
Noise voltage	NV	$V_D = 2.0 \text{ V}$, $R_D = 2.2 \text{ k}\Omega \pm 1\%$ $C_O = 5 \text{ pF}$, A-Curve			4	μV
Voltage gain	G_{V1}	$V_D = 2.0 \text{ V}$, $R_D = 2.2 \text{ k}\Omega \pm 1\%$ $C_O = 5 \text{ pF}$, $e_G = 10 \text{ mV}$, $f = 1 \text{ kHz}$	-7.5	-4.7		dB
	G_{V2}	$V_D = 12 \text{ V}$, $R_D = 2.2 \text{ k}\Omega \pm 1\%$ $C_O = 5 \text{ pF}$, $e_G = 10 \text{ mV}$, $f = 1 \text{ kHz}$	-4.0	-1.5		
	G_{V3}	$V_D = 1.5 \text{ V}$, $R_D = 2.2 \text{ k}\Omega \pm 1\%$ $C_O = 5 \text{ pF}$, $e_G = 10 \text{ mV}$, $f = 1 \text{ kHz}$	-8.0	-5.0		
	$\Delta G_V \cdot f $ *2	$V_D = 2.0 \text{ V}$, $R_D = 2.2 \text{ k}\Omega \pm 1\%$ $C_O = 5 \text{ pF}$, $e_G = 10 \text{ mV}$, $f = 1 \text{ kHz}$ to 70 Hz		0	1.7	
Voltage gain difference	$ G_{V2} - G_{V1} $		0		4.0	dB
	$ G_{V1} - G_{V3} $		0		1.7	

Note) 1. Measuring methods are based on JAPANESE INDUSTRIAL STANDARD JIS C 7030 measuring methods for transistors.

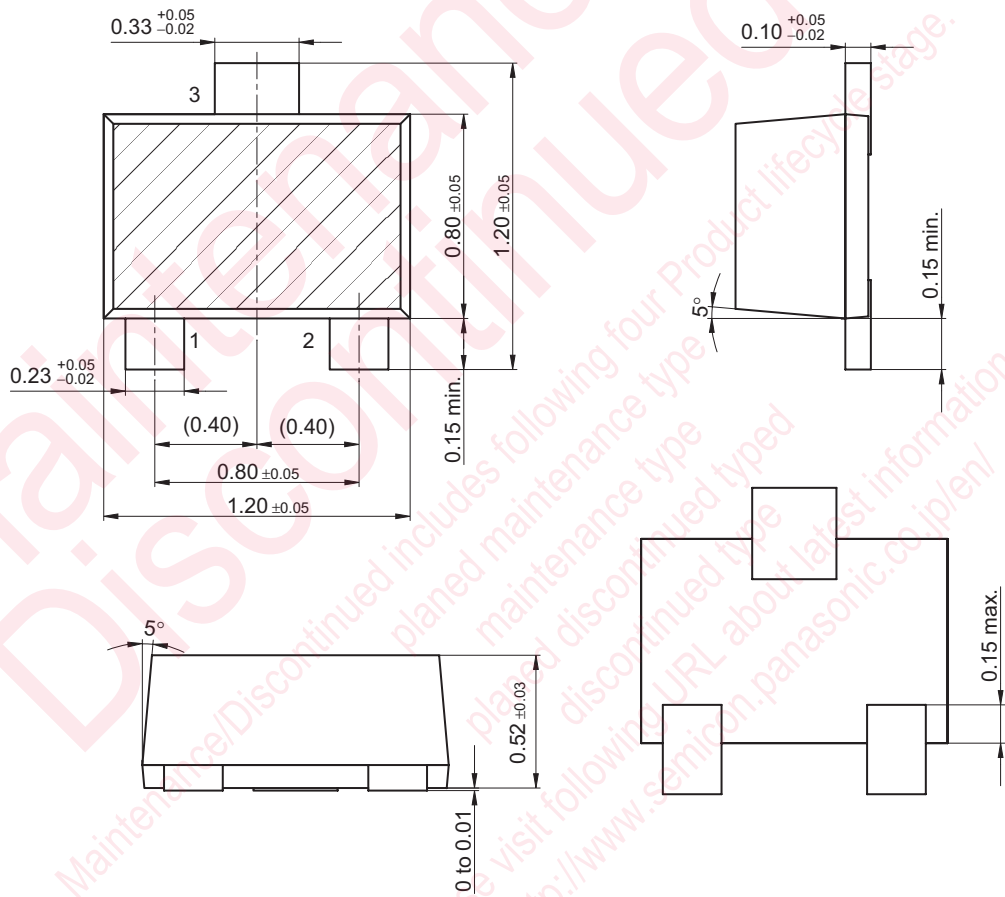
2. *1: I_D is assured for I_{DSS} .

*2: $\Delta |G_V \cdot f|$ is assured for AQL 0.065%. (The measurement method is used by source-grounded circuit.)



SSSMini3-F1

Unit: mm



utions in using the technical information and scribed in this book

s book is to be exported or provided to non-residents, the laws and
rd to security export control, must be observed.

ly to show the main characteristics and application circuit examples
l property right or other right owned by our company or any other
any as to the infringement upon any such right owned by any other
rmation described in this book.

standard applications or general electronic equipment (such as office
and household appliances).

ng applications:

biles, traffic control equipment, combustion equipment, life support
reliability are required, or if the failure or malfunction of the prod-

ck are subject to change without notice for modification and/or im-
use of the products, therefore, ask for the most up-to-date Product
atisfy your requirements.

bsolute maximum rating and the guaranteed operating conditions
(.). Especially, please be careful not to exceed the range of absolute
er-off and mode-switching. Otherwise, we will not be liable for any

take into the consideration of incidence of break down and failure
n the systems such as redundant design, arresting the spread of fire
al injury, fire, social damages, for example, by using the products.

own and characteristics change due to external factors (ESD, EOS,
mounting or at customer's process. When using products for which
shelf life and the elapsed time since first opening the packages.

ly or partially, without the prior written permission of Matsushita

Looking for pricing, stock, or lifecycle information?

Click below to explore more details on WIN SOURCE:

 [View 2SK33720SL on WIN SOURCE](#)

 [Panasonic Information](#)

Optimize Your Supply Chain with WIN SOURCE Solutions

-  Global Sourcing Solution
-  Obsolete Management
-  Cost Control Management
-  Shortage Management
-  Alternative Solution
-  Excess Inventory Management