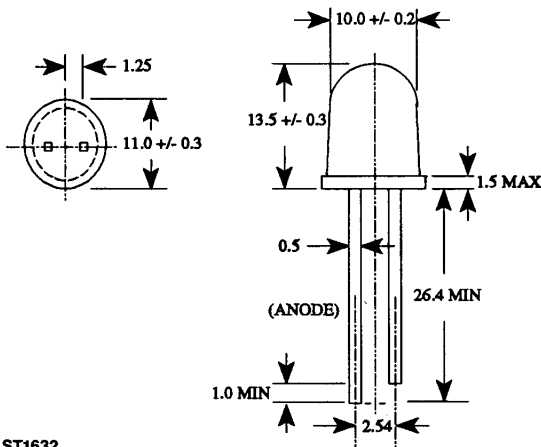




**SUPER RED MV9100 CLEAR  
SUPER RED MV9101 CLEAR  
SUPER RED MV9102 CLEAR**

**PACKAGE DIMENSIONS**



ST1632

**NOTES:**

1. ALL DIMENSIONS ARE IN MM.
2. LEAD SPACING IS MEASURED WHERE THE LEADS EMERGE FROM THE PACKAGE.
3. PROTRUDED RESIN UNDER THE FLANGE IS 1.5 mm (0.059") MAX.

**DESCRIPTION**

These 10 mm super bright LEDs have a narrow 8° viewing angle for concentrated light output. The MV9100/1/2 are made with GaAlAs LEDs on a GaAs substrate. They are all encapsulated in an epoxy package and have water clear lenses.

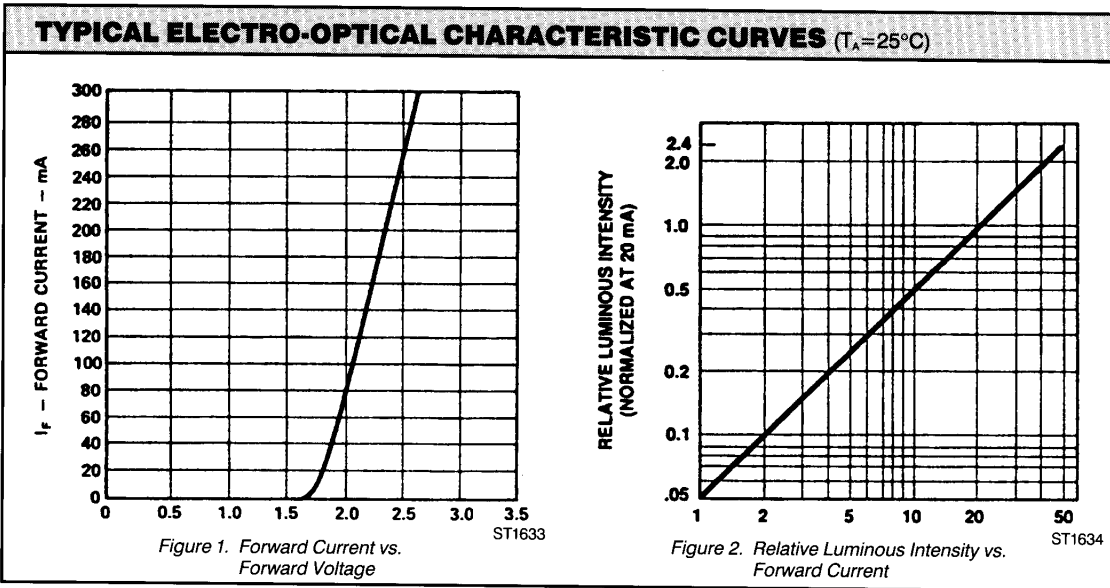
**FEATURES**

- Outstanding material efficiency.
- Low drive current.
- Solid state reliability.
- Super high brightness suitable for outdoor applications.
- Standard 1 mil. lead spacing.

**ABSOLUTE MAXIMUM RATING** ( $T_A=25^\circ\text{C}$  Unless Otherwise Specified)

DC forward current ( $I_f$ )	40 mA
Operating temperature range	-40°C to +85°C
Storage temperature range	-40°C to +100°C
Lead soldering time (at 1/16 inch from the bottom of lamp)	5 seconds @ 260°C
Peak forward current ( $I_p$ ) (at f=1.0 KHz, Duty factor= 1/10)	200 mA
Power dissipation ( $P_d$ )	110 mW
Recommended operating current ( $I_f$ Rec)	20 mA

<b>ELECTRO-OPTICAL CHARACTERISTICS</b> ( $T_A = 25^\circ\text{C}$ Unless Otherwise Specified)				
PART NUMBER	MV9100	MV9101	MV9102	TEST CONDITIONS
Luminous intensity (mcd)				$I_r = 20\text{ mA}$
minimum	600	1000	1600	
typical	940	1500	2400	
Forward voltage ( $V_f$ )				$I_f = 20\text{ mA}$
minimum		1.5		
typical		1.7		
maximum		2.4		
Peak wavelength (nm)		660		$I_f = 20\text{ mA}$
Spectral line half width (nm)		20		$I_f = 20\text{ mA}$
Reverse breakdown voltage ( $V_R$ )		5		$I_r = 10\ \mu\text{A}$
Viewing angle ( $^\circ$ )		8		$I_f = 20\text{ mA}$



**TYPICAL ELECTRO-OPTICAL CHARACTERISTIC CURVES** ( $T_A = 25^\circ\text{C}$ )

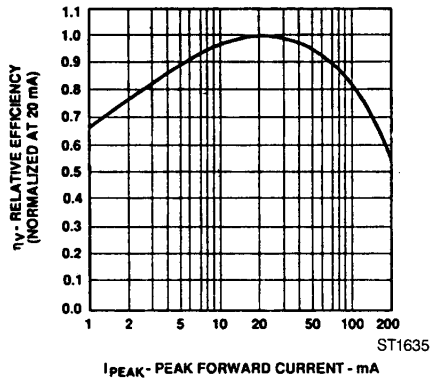


Figure 3. Relative Efficiency vs. Peak Forward Current

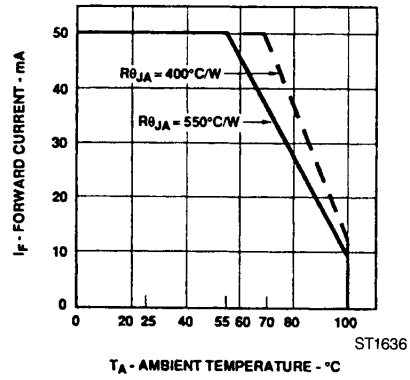


Figure 4. Maximum Forward DC Current vs. Ambient Temperature  
Derating based on  $T_A$ , MAX =  $110^\circ$ .

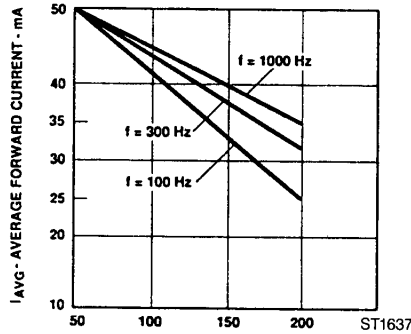


Figure 5. Maximum Average Current vs. Forward Current

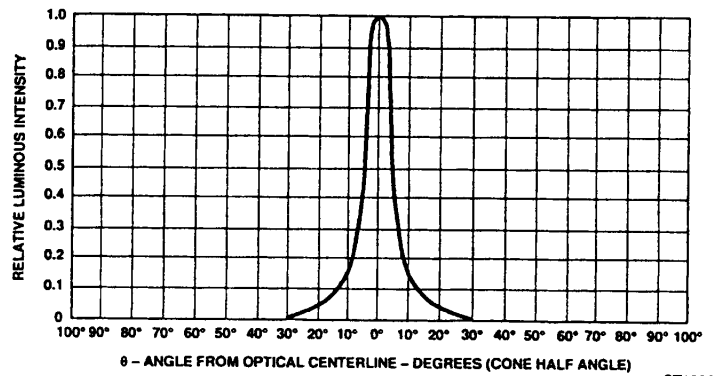


Figure 6. Relative Luminous Intensity vs. Angular Displacement



## SUPER BRIGHT 10 mm LED LAMPS

---

### **DISCLAIMER**

FAIRCHILD SEMICONDUCTOR RESERVES THE RIGHT TO MAKE CHANGES WITHOUT FURTHER NOTICE TO ANY PRODUCTS HEREIN TO IMPROVE RELIABILITY, FUNCTION OR DESIGN. FAIRCHILD DOES NOT ASSUME ANY LIABILITY ARISING OUT OF THE APPLICATION OR USE OF ANY PRODUCT OR CIRCUIT DESCRIBED HEREIN; NEITHER DOES IT CONVEY ANY LICENSE UNDER ITS PATENT RIGHTS, NOR THE RIGHTS OF OTHERS.



### **LIFE SUPPORT POLICY**

FAIRCHILD'S PRODUCTS ARE NOT AUTHORIZED FOR USE AS CRITICAL COMPONENTS IN LIFE SUPPORT DEVICES OR SYSTEMS WITHOUT THE EXPRESS WRITTEN APPROVAL OF THE PRESIDENT OF FAIRCHILD SEMICONDUCTOR CORPORATION. As used herein:

1. Life support devices or systems are devices or systems which, (a) are intended for surgical implant into the body, or (b) support or sustain life, and (c) whose failure to perform when properly used in accordance with instructions for use provided in the labeling, can be reasonably expected to result in a significant injury of the user.
2. A critical component in any component of a life support device or system whose failure to perform can be reasonably expected to cause the failure of the life support device or system, or to affect its safety or effectiveness.

## Looking for pricing, stock, or lifecycle information?

Click below to explore more details on WIN SOURCE:

-  [View MV9100 on WIN SOURCE](#)
-  [Fairchild/ON Semiconductor](#) Information

## Optimize Your Supply Chain with WIN SOURCE Solutions

-  Global Sourcing Solution
-  Obsolete Management
-  Cost Control Management
-  Shortage Management
-  Alternative Solution
-  Excess Inventory Management