



Is Now Part of



ON Semiconductor®

To learn more about ON Semiconductor, please visit our website at
www.onsemi.com

Please note: As part of the Fairchild Semiconductor integration, some of the Fairchild orderable part numbers will need to change in order to meet ON Semiconductor's system requirements. Since the ON Semiconductor product management systems do not have the ability to manage part nomenclature that utilizes an underscore (_), the underscore (_) in the Fairchild part numbers will be changed to a dash (-). This document may contain device numbers with an underscore (_). Please check the ON Semiconductor website to verify the updated device numbers. The most current and up-to-date ordering information can be found at www.onsemi.com. Please email any questions regarding the system integration to Fairchild_questions@onsemi.com.

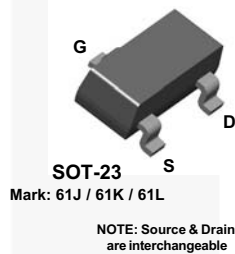
ON Semiconductor and the ON Semiconductor logo are trademarks of Semiconductor Components Industries, LLC dba ON Semiconductor or its subsidiaries in the United States and/or other countries. ON Semiconductor owns the rights to a number of patents, trademarks, copyrights, trade secrets, and other intellectual property. A listing of ON Semiconductor's product/patent coverage may be accessed at www.onsemi.com/site/pdf/Patent-Marking.pdf. ON Semiconductor reserves the right to make changes without further notice to any products herein. ON Semiconductor makes no warranty, representation or guarantee regarding the suitability of its products for any particular purpose, nor does ON Semiconductor assume any liability arising out of the application or use of any product or circuit, and specifically disclaims any and all liability, including without limitation special, consequential or incidental damages. Buyer is responsible for its products and applications using ON Semiconductor products, including compliance with all laws, regulations and safety requirements or standards, regardless of any support or applications information provided by ON Semiconductor. "Typical" parameters which may be provided in ON Semiconductor data sheets and/or specifications can and do vary in different applications and actual performance may vary over time. All operating parameters, including "Typicals" must be validated for each customer application by customer's technical experts. ON Semiconductor does not convey any license under its patent rights nor the rights of others. ON Semiconductor products are not designed, intended, or authorized for use as a critical component in life support systems or any FDA Class 3 medical devices or medical devices with a same or similar classification in a foreign jurisdiction or any devices intended for implantation in the human body. Should Buyer purchase or use ON Semiconductor products for any such unintended or unauthorized application, Buyer shall indemnify and hold ON Semiconductor and its officers, employees, subsidiaries, affiliates, and distributors harmless against all claims, costs, damages, and expenses, and reasonable attorney fees arising out of, directly or indirectly, any claim of personal injury or death associated with such unintended or unauthorized use, even if such claim alleges that ON Semiconductor was negligent regarding the design or manufacture of the part. ON Semiconductor is an Equal Opportunity/Affirmative Action Employer. This literature is subject to all applicable copyright laws and is not for resale in any manner.



MMBF4091/MMBF4092/MMBF4093 N-Channel Switch

Features

- This device is designed for low level analog switching applications, sample and hold circuits and chopper stabilized amplifiers.
- Sourced from Process 51.



Ordering Information

Part Number	Top Mark	Package	Packing Method
MMBF4091	61J	SOT 23	Tape and Reel
MMBF4092	61K	SOT 23	Tape and Reel
MMBF4093	61L	SOT 23	Tape and Reel

Absolute Maximum Ratings^{(1), (2)}

Stresses exceeding the absolute maximum ratings may damage the device. The device may not function or be operable above the recommended operating conditions and stressing the parts to these levels is not recommended. In addition, extended exposure to stresses above the recommended operating conditions may affect device reliability. The absolute maximum ratings are stress ratings only. Values are at $T_A = 25^\circ\text{C}$ unless otherwise noted.

Symbol	Parameter	Value	Unit
V_{DG}	Drain-Gate Voltage	40	V
V_{GS}	Gate-Source Voltage	-40	V
I_{GF}	Forward Gate Current	50	mA
T_J, T_{STG}	Operating and Storage Junction Temperature Range	-55 to 150	$^\circ\text{C}$

Notes:

1. These ratings are based on a maximum junction temperature of 150°C .
2. These are steady-state limits. Fairchild Semiconductor should be consulted on applications involving pulsed or low-duty-cycle operations.

Thermal Characteristics

Values are at $T_A = 25^\circ\text{C}$ unless otherwise noted.

Symbol	Parameter	Max.	Unit
P_D	Total Device Dissipation	350	mW
	Derate Above 25°C	2.8	mW/ $^\circ\text{C}$
$R_{\theta JA}$	Thermal Resistance, Junction-to-Ambient ⁽³⁾	357	$^\circ\text{C/W}$

Notes:

3. Device mounted on FR-4 PCB, 1.6" x 1.6" x 0.06".

Electrical Characteristics

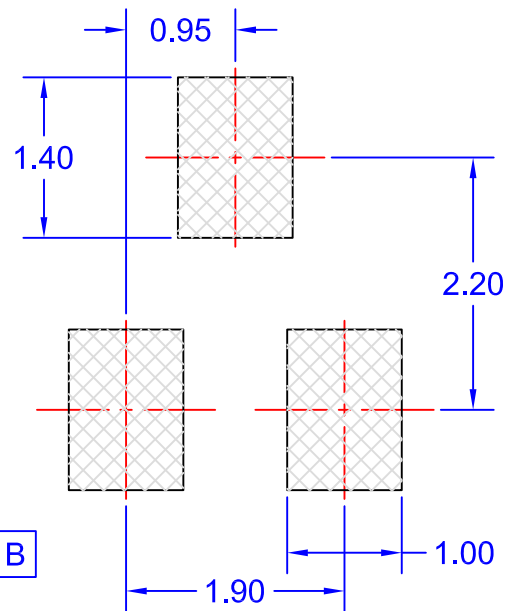
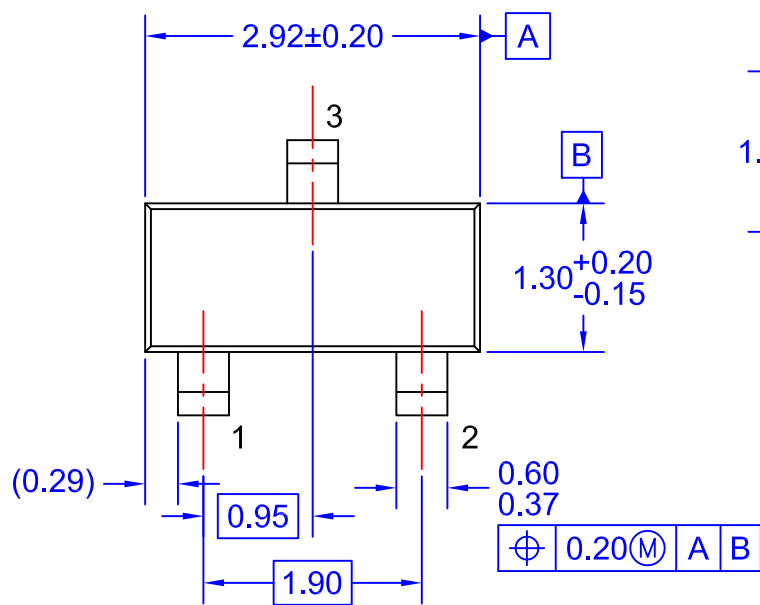
Values are at $T_A = 25^\circ\text{C}$ unless otherwise noted.

Symbol	Parameter	Conditions	Min.	Max.	Unit	
Off Characteristics						
$V_{(BR)GSS}$	Gate-Source Breakdown Voltage	$I_G = 1 \mu\text{A}$, $V_{DS} = 0$	-40		V	
$V_{GS(off)}$	Gate-Source Cut-Off Voltage	$V_{DS} = 20 \text{ V}$, $I_D = 1 \text{ nA}$	MMBF4091	-5.0	-10.0	V
			MMBF4092	-2.0	-7.0	
			MMBF4093	-1.0	-5.0	
I_{DGO}	Drain-Gate Leakage Current	$V_{DS} = 20 \text{ V}$, $I_s = 0$		-200	pA	
		$V_{DS} = 20 \text{ V}$, $I_s = 0$, $T_A = 150^\circ\text{C}$		-400	nA	
$I_D(off)$	Drain Cutoff Leakage Current	$V_{DS} = 20 \text{ V}$, $V_{GS} = -12 \text{ V}$	MMBF4091		200	pA
		$V_{DS} = 20 \text{ V}$, $V_{GS} = -8 \text{ V}$	MMBF4092		200	pA
		$V_{DS} = 20 \text{ V}$, $V_{GS} = -6 \text{ V}$	MMBF4093		200	pA
		$V_{DS} = 20 \text{ V}$, $V_{GS} = -12 \text{ V}$, $T_A = 150^\circ\text{C}$	MMBF4091		400	nA
		$V_{DS} = 20 \text{ V}$, $V_{GS} = -8 \text{ V}$, $T_A = 150^\circ\text{C}$	MMBF4092		400	nA
		$V_{DS} = 20 \text{ V}$, $V_{GS} = -6 \text{ V}$, $T_A = 150^\circ\text{C}$	MMBF4093		400	nA
On Characteristics						
I_{DSS}	Zero-Gate Voltage Drain Current ⁽⁴⁾	$V_{DS} = 20 \text{ V}$, $I_{GS} = 0$	MMBF4091	30		mA
			MMBF4092	15		
			MMBF4093	8		
$V_{DS(on)}$	Drain-Source On Voltage	$I_D = 6.6 \text{ mA}$, $V_{GS} = 0$	MMBF4091		0.2	V
		$I_D = 4.0 \text{ mA}$, $V_{GS} = 0$	MMBF4092		0.2	
		$I_D = 2.5 \text{ mA}$, $V_{GS} = 0$	MMBF4093		0.2	
$r_{DS(on)}$	Drain-Source On Resistance	$I_D = 1 \text{ mA}$, $V_{GS} = 0$	MMBF4091		30	Ω
			MMBF4092		50	
			MMBF4093		80	
Small Signal Characteristics						
$r_{DS(on)}$	Drain-Source On Resistance	$V_{DS} = V_{GS} = 0$, $f = 1 \text{ kHz}$	MMBF4091		30	Ω
			MMBF4092		50	
			MMBF4093		80	
C_{iss}	Input Capacitance	$V_{DS} = 20 \text{ V}$, $V_{GS} = 0 \text{ V}$, $f = 1.0 \text{ MHz}$		16	pF	
C_{rss}	Reverse Transfer Capacitance	$V_{DS} = -20 \text{ V}$, $f = 1.0 \text{ MHz}$		5	pF	

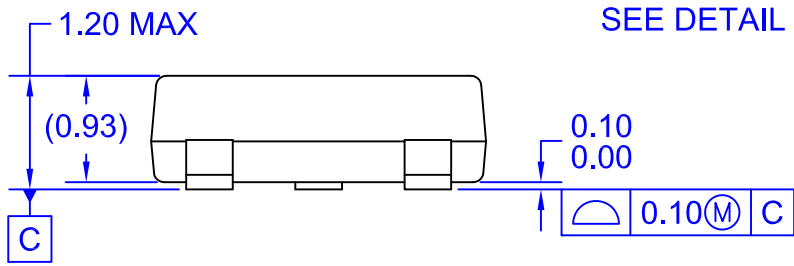
Symbol	Parameter	Conditions	Min.	Max.	Unit	
Switching Characteristics						
t_{On}	Turn-On Time	$I_{D(on)} = 12\text{ mA}$	MMBF4091		25	ns
		$I_{D(on)} = 6.0\text{ mA}$	MMBF4092		35	ns
		$I_{D(on)} = 3.0\text{ mA}$	MMBF4093		60	ns
t_{Off}	Turn-Off Time	$V_{GS(off)} = 12\text{ V}$	MMBF4091		40	ns
		$V_{GS(off)} = 6.0\text{ V}$	MMBF4092		60	ns
		$V_{GS(off)} = 3.0\text{ V}$	MMBF4093		80	ns

Note:

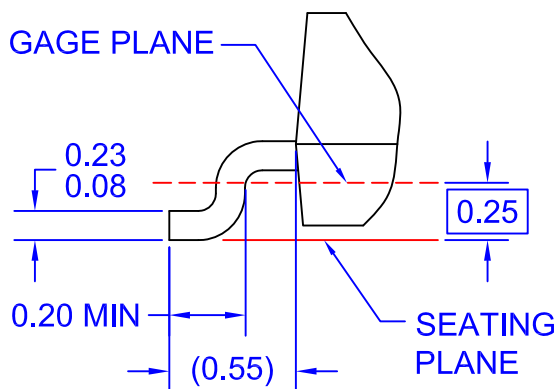
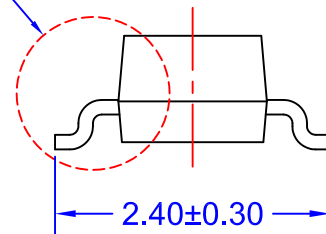
4. Pulse test: pulse width $\leq 300\ \mu\text{s}$, duty cycle $\leq 1\%$.



LAND PATTERN
RECOMMENDATION



SEE DETAIL A



DETAIL A
SCALE: 2X

NOTES: UNLESS OTHERWISE SPECIFIED

- A) REFERENCE JEDEC REGISTRATION TO-236, VARIATION AB, ISSUE H.
- B) ALL DIMENSIONS ARE IN MILLIMETERS.
- C) DIMENSIONS ARE INCLUSIVE OF BURRS, MOLD FLASH AND TIE BAR EXTRUSIONS.
- D) DIMENSIONING AND TOLERANCING PER ASME Y14.5M - 2009.
- E) DRAWING FILE NAME: MA03DREV12



ON Semiconductor and  are trademarks of Semiconductor Components Industries, LLC dba ON Semiconductor or its subsidiaries in the United States and/or other countries. ON Semiconductor owns the rights to a number of patents, trademarks, copyrights, trade secrets, and other intellectual property. A listing of ON Semiconductor's product/patent coverage may be accessed at www.onsemi.com/site/pdf/Patent-Marking.pdf. ON Semiconductor reserves the right to make changes without further notice to any products herein. ON Semiconductor makes no warranty, representation or guarantee regarding the suitability of its products for any particular purpose, nor does ON Semiconductor assume any liability arising out of the application or use of any product or circuit, and specifically disclaims any and all liability, including without limitation special, consequential or incidental damages. Buyer is responsible for its products and applications using ON Semiconductor products, including compliance with all laws, regulations and safety requirements or standards, regardless of any support or applications information provided by ON Semiconductor. "Typical" parameters which may be provided in ON Semiconductor data sheets and/or specifications can and do vary in different applications and actual performance may vary over time. All operating parameters, including "Typicals" must be validated for each customer application by customer's technical experts. ON Semiconductor does not convey any license under its patent rights nor the rights of others. ON Semiconductor products are not designed, intended, or authorized for use as a critical component in life support systems or any FDA Class 3 medical devices or medical devices with a same or similar classification in a foreign jurisdiction or any devices intended for implantation in the human body. Should Buyer purchase or use ON Semiconductor products for any such unintended or unauthorized application, Buyer shall indemnify and hold ON Semiconductor and its officers, employees, subsidiaries, affiliates, and distributors harmless against all claims, costs, damages, and expenses, and reasonable attorney fees arising out of, directly or indirectly, any claim of personal injury or death associated with such unintended or unauthorized use, even if such claim alleges that ON Semiconductor was negligent regarding the design or manufacture of the part. ON Semiconductor is an Equal Opportunity/Affirmative Action Employer. This literature is subject to all applicable copyright laws and is not for resale in any manner.

PUBLICATION ORDERING INFORMATION

LITERATURE FULFILLMENT:

Literature Distribution Center for ON Semiconductor
19521 E. 32nd Pkwy, Aurora, Colorado 80011 USA
Phone: 303-675-2175 or 800-344-3860 Toll Free USA/Canada
Fax: 303-675-2176 or 800-344-3867 Toll Free USA/Canada
Email: orderlit@onsemi.com

N. American Technical Support: 800-282-9855 Toll Free
USA/Canada
Europe, Middle East and Africa Technical Support:
Phone: 421 33 790 2910
Japan Customer Focus Center
Phone: 81-3-5817-1050

ON Semiconductor Website: www.onsemi.com
Order Literature: <http://www.onsemi.com/orderlit>
For additional information, please contact your local
Sales Representative

Looking for pricing, stock, or lifecycle information?

Click below to explore more details on WIN SOURCE:

- ⊖ [View MMBF4093 on WIN SOURCE](#)
- ⊖ [Fairchild/ON Semiconductor Information](#)

Optimize Your Supply Chain with WIN SOURCE Solutions

- ✓ Global Sourcing Solution
- ✓ Obsolete Management
- ✓ Cost Control Management
- ✓ Shortage Management
- ✓ Alternative Solution
- ✓ Excess Inventory Management