






**THE DATASHEET OF
MF-MSMD075-2**





BOURNS®

Features

- 4.5 mm SMD
- Fast tripping resettable circuit protection
- Surface mount packaging for automated assembly
- Reduced component size and resistance
- Agency recognition:   

Applications

- High Density Circuit Board Applications:
- Hard disk drives
 - PC motherboards
 - PC peripherals
 - Point-of-sale (POS) equipment
 - PCMCIA cards

MF-MSMD Series - PTC Resettable Fuses

Electrical Characteristics

Model	V max. Volts	I max. Amps	I _{hold}	I _{trip}	Resistance		Max. Time To Trip		Tripped Power Dissipation
			Amperes at 23 °C		Ohms at 23 °C		Amperes at 23 °C	Seconds at 23 °C	Watts at 23 °C
			Hold	Trip	R _{Min.}	R _{1Max.}			Typ.
MF-MSMD010	60.0	40	0.10	0.30	0.70	15.00	0.5	1.5	1.0
MF-MSMD014	60.0	40	0.14	0.34	0.40	6.50	1.5	0.15	1.0
MF-MSMD020	30.0	80	0.20	0.40	0.40	6.00	6.0	0.06	1.0
MF-MSMD030	30.0	10	0.30	0.60	0.30	3.00	8.0	0.10	1.2
MF-MSMD050	15.0	100	0.50	1.00	0.15	1.00	8.0	0.15	1.2
MF-MSMD075	13.2	100	0.75	1.50	0.11	0.45	8.0	0.20	1.2
MF-MSMD110	6.0	100	1.10	2.20	0.04	0.21	8.0	0.30	1.2
MF-MSMD125	6.0	100	1.25	2.50	0.035	0.14	8.0	0.4	1.5
MF-MSMD150	6.0	100	1.50	3.00	0.03	0.120	8.0	0.5	1.5
MF-MSMD160	8.0	100	1.60	2.80	0.035	0.099	8.0	2.0	1.5
MF-MSMD200	6.0	100	2.00	4.00	0.020	0.100	8.0	3.0	1.5
MF-MSMD260	6.0	100	2.60	5.20	0.015	0.080	8.0	5.0	1.5

Environmental Characteristics

Operating/Storage Temperature-40 °C to +85 °C
 Maximum Device Surface Temperature
 in Tripped State125 °C
 Passive Aging.....+85 °C, 1000 hours±5 % typical resistance change
 Humidity Aging.....+85 °C, 85 % R.H. 1000 hours.....±5 % typical resistance change
 Thermal Shock+85 °C to -40 °C, 20 times±10 % typical resistance change
 Solvent ResistanceMIL-STD-202, Method 215No change
 VibrationMIL-STD-883C, Method 2007.1,No change
 Condition A

Test Procedures And Requirements For Model MF-MSMD Series

Test	Test Conditions	Accept/Reject Criteria
Visual/Mech.....	Verify dimensions and materials	Per MF physical description
Resistance	In still air @ 23 °C	R _{min} ≤ R ≤ R _{1max}
Time to Trip	At specified current, V _{max} , 23 °C	T ≤ max. time to trip (seconds)
Hold Current.....	30 min. at I _{hold}	No trip
Trip Cycle Life	V _{max} , I _{max} , 100 cycles	No arcing or burning
Trip Endurance.....	V _{max} , 48 hours	No arcing or burning
Solderability	MIL-STD-202F, Method 208F.....	95 % min. coverage

UL File NumberE174545
<http://www.ul.com/> Follow link to Certifications, then UL File No., enter E174545
 CSA File NumberCA110338
<http://directories.csa-international.org/> Under "Certification Record" and "File Number" enter 110338-0-000
 TÜV Certificate Number.....R 02057213
<http://www.tuvdotcom.com/> Follow link to "other certificates", enter File No. 2057213

Additional Features

- Patents pending

MF-MSMD Series - PTC Resettable Fuses

BOURNS®

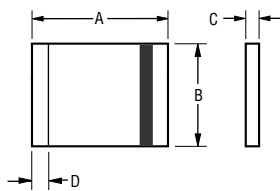
Product Dimensions

Model	A		B		C		D
	Min.	Max.	Min.	Max.	Min.	Max.	Min.
MF-MSMD010	$\frac{4.37}{(0.172)}$	$\frac{4.73}{(0.186)}$	$\frac{3.07}{(0.121)}$	$\frac{3.41}{(0.134)}$	$\frac{0.56}{(0.022)}$	$\frac{0.81}{(0.032)}$	$\frac{0.30}{(0.012)}$
MF-MSMD014	$\frac{4.37}{(0.172)}$	$\frac{4.73}{(0.186)}$	$\frac{3.07}{(0.121)}$	$\frac{3.41}{(0.134)}$	$\frac{0.56}{(0.022)}$	$\frac{0.81}{(0.032)}$	$\frac{0.30}{(0.012)}$
MF-MSMD020	$\frac{4.37}{(0.172)}$	$\frac{4.73}{(0.186)}$	$\frac{3.07}{(0.121)}$	$\frac{3.41}{(0.134)}$	$\frac{0.56}{(0.022)}$	$\frac{0.81}{(0.032)}$	$\frac{0.30}{(0.012)}$
MF-MSMD030	$\frac{4.37}{(0.172)}$	$\frac{4.73}{(0.186)}$	$\frac{3.07}{(0.121)}$	$\frac{3.41}{(0.134)}$	$\frac{0.56}{(0.022)}$	$\frac{0.81}{(0.032)}$	$\frac{0.30}{(0.012)}$
MF-MSMD050	$\frac{4.37}{(0.172)}$	$\frac{4.73}{(0.186)}$	$\frac{3.07}{(0.121)}$	$\frac{3.41}{(0.134)}$	$\frac{0.38}{(0.015)}$	$\frac{0.62}{(0.024)}$	$\frac{0.30}{(0.012)}$
MF-MSMD075	$\frac{4.37}{(0.172)}$	$\frac{4.73}{(0.186)}$	$\frac{3.07}{(0.121)}$	$\frac{3.41}{(0.134)}$	$\frac{0.38}{(0.015)}$	$\frac{0.62}{(0.024)}$	$\frac{0.30}{(0.012)}$
MF-MSMD110	$\frac{4.37}{(0.172)}$	$\frac{4.73}{(0.186)}$	$\frac{3.07}{(0.121)}$	$\frac{3.41}{(0.134)}$	$\frac{0.38}{(0.015)}$	$\frac{0.62}{(0.024)}$	$\frac{0.30}{(0.012)}$
MF-MSMD125	$\frac{4.37}{(0.172)}$	$\frac{4.73}{(0.186)}$	$\frac{3.07}{(0.121)}$	$\frac{3.41}{(0.134)}$	$\frac{0.30}{(0.012)}$	$\frac{0.48}{(0.019)}$	$\frac{0.30}{(0.012)}$
MF-MSMD150	$\frac{4.37}{(0.172)}$	$\frac{4.73}{(0.186)}$	$\frac{3.07}{(0.121)}$	$\frac{3.41}{(0.134)}$	$\frac{0.30}{(0.012)}$	$\frac{0.48}{(0.019)}$	$\frac{0.30}{(0.012)}$
MF-MSMD160	$\frac{4.37}{(0.172)}$	$\frac{4.73}{(0.186)}$	$\frac{3.07}{(0.121)}$	$\frac{3.41}{(0.134)}$	$\frac{0.30}{(0.012)}$	$\frac{0.48}{(0.019)}$	$\frac{0.30}{(0.012)}$
MF-MSMD200	$\frac{4.37}{(0.172)}$	$\frac{4.73}{(0.186)}$	$\frac{3.07}{(0.121)}$	$\frac{3.41}{(0.134)}$	$\frac{0.30}{(0.012)}$	$\frac{0.48}{(0.019)}$	$\frac{0.30}{(0.012)}$
MF-MSMD260	$\frac{4.37}{(0.172)}$	$\frac{4.73}{(0.186)}$	$\frac{3.07}{(0.121)}$	$\frac{3.41}{(0.134)}$	$\frac{0.25}{(0.010)}$	$\frac{0.48}{(0.019)}$	$\frac{0.30}{(0.012)}$

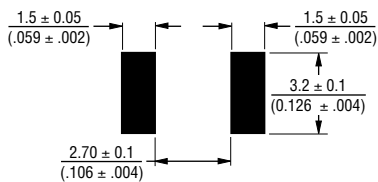
Packaging: 2000 pcs. per reel.

UNIT = $\frac{\text{MM}}{\text{INCHES}}$

Top and Bottom View Side View

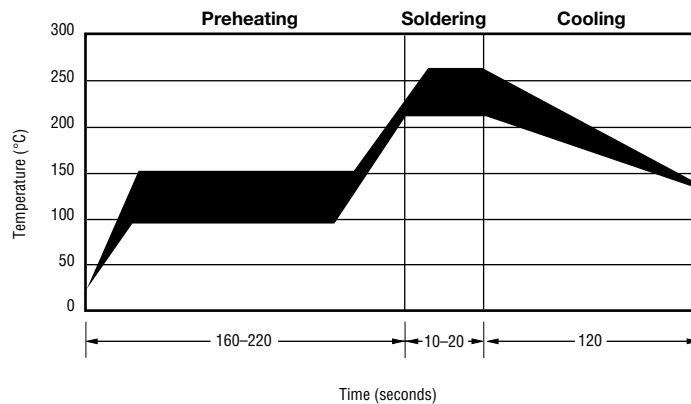


Recommended Pad Layout



Terminal material: solder-plated copper
 Termination pad solderability: Meets EIA Specification RS-186-9E, ANSI/J-STD-002 Category 3.

Solder Reflow Recommendations



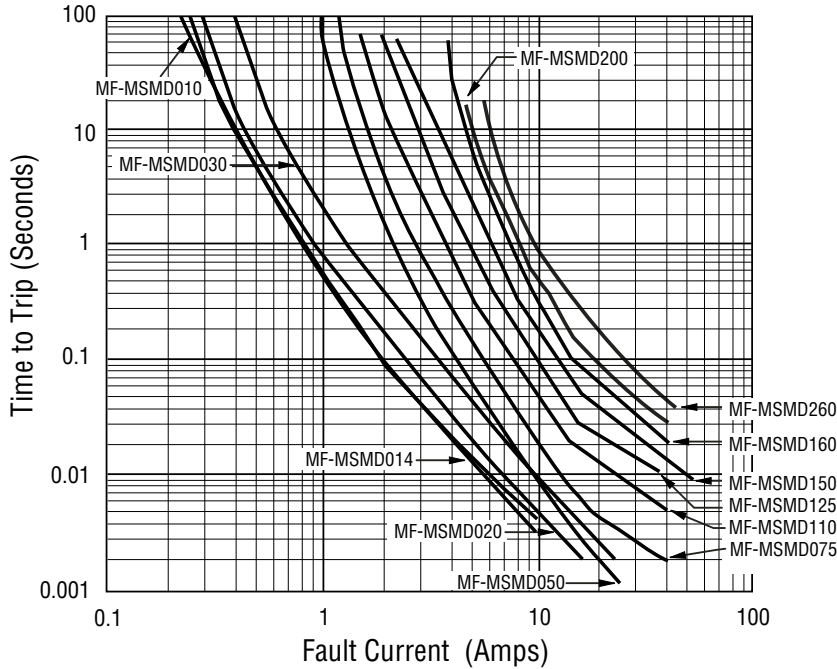
Note:

- MF-MSMD models can be wave soldered and reworked.
- If reflow temperatures exceed the recommended profile, devices may not meet the performance requirements.

MF-MSMD Series - PTC Resettable Fuses

BOURNS®

Typical Time to Trip at 23 °C



How to Order

MF - MSMD 075 - 2

Multifuse® Product Designator _____

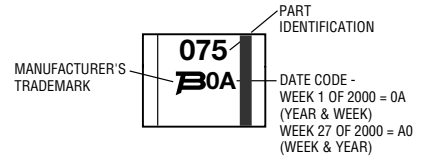
Series _____
 MSMD = 4.5 mm Surface Mount Component

Hold Current, I_{hold} _____
 010-260 (0.10 Amps - 2.60 Amps)

Packaging _____
 Packaged per EIA 481-1
 -2 = Tape and Reel

Typical Part Marking

Represents total content. Layout may vary.



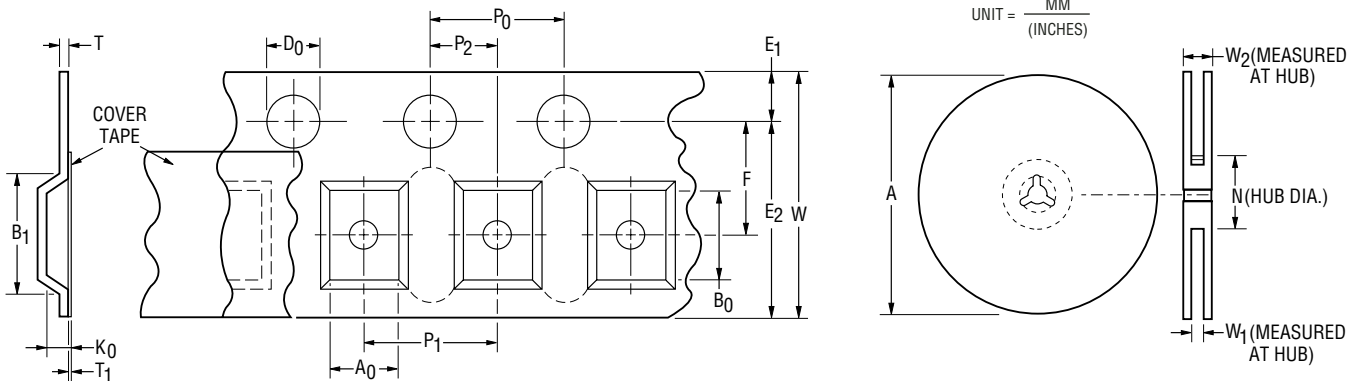
Thermal Derating Chart - I_{hold} / I_{trip} (Amps)

Model	Ambient Operating Temperature								
	-40 °C	-20 °C	0 °C	23 °C	40 °C	50 °C	60 °C	70 °C	85 °C
MF-MSMD010	0.16 / 0.32	0.14 / 0.28	0.12 / 0.24	0.11 / 0.22	0.08 / 0.16	0.07 / 0.14	0.06 / 0.12	0.05 / 0.10	0.03 / 0.06
MF-MSMD014	0.23 / 0.52	0.19 / 0.45	0.17 / 0.40	0.14 / 0.34	0.12 / 0.29	0.10 / 0.25	0.09 / 0.23	0.08 / 0.21	0.06 / 0.16
MF-MSMD020	0.29 / 0.58	0.26 / 0.52	0.23 / 0.46	0.20 / 0.40	0.17 / 0.34	0.15 / 0.30	0.14 / 0.28	0.12 / 0.24	0.10 / 0.20
MF-MSMD030	0.44 / 0.88	0.39 / 0.78	0.35 / 0.70	0.30 / 0.60	0.26 / 0.52	0.23 / 0.46	0.21 / 0.42	0.18 / 0.36	0.15 / 0.30
MF-MSMD050	0.77 / 1.54	0.68 / 1.36	0.59 / 1.18	0.50 / 1.00	0.44 / 0.88	0.40 / 0.80	0.37 / 0.74	0.33 / 0.66	0.29 / 0.58
MF-MSMD075	1.15 / 2.30	1.01 / 2.02	0.88 / 1.76	0.75 / 1.50	0.65 / 1.30	0.60 / 1.20	0.55 / 1.10	0.49 / 0.98	0.43 / 0.86
MF-MSMD110	1.59 / 3.18	1.43 / 2.86	1.26 / 2.52	1.10 / 2.20	0.95 / 1.90	0.87 / 1.74	0.80 / 1.60	0.71 / 1.42	0.60 / 1.20
MF-MSMD125	1.80 / 3.61	1.63 / 3.25	1.43 / 2.86	1.25 / 2.50	1.08 / 2.16	0.99 / 1.98	0.91 / 1.82	0.81 / 1.62	0.68 / 1.36
MF-MSMD150	2.17 / 4.34	1.95 / 3.90	1.72 / 3.44	1.50 / 3.00	1.30 / 2.59	1.18 / 2.37	1.09 / 2.18	0.97 / 1.94	0.82 / 1.64
MF-MSMD160	2.30 / 5.00	2.20 / 4.40	1.90 / 3.80	1.60 / 2.80	1.45 / 2.90	1.30 / 2.60	1.15 / 2.30	1.03 / 2.06	0.91 / 1.82
MF-MSMD200	3.08 / 6.14	2.71 / 5.39	2.35 / 4.62	2.00 / 4.01	1.80 / 1.61	1.60 / 3.19	1.50 / 2.98	1.07 / 2.12	0.80 / 1.58
MF-MSMD260	4.00 / 7.98	3.52 / 7.01	3.06 / 6.09	2.60 / 5.15	2.34 / 4.64	2.08 / 4.13	1.95 / 3.87	1.39 / 2.74	1.04 / 2.05

MF-MSMD, MF-USMD & MF-ESMD Series Tape and Reel Specs





Tape Dimensions	MF-MSMD Series per EIA-481-1	MF-USMD Series per EIA 481-1	MF-ESMD Series per EIA 481-2
W	$\frac{12.0 \pm 0.30}{(0.472 \pm 0.012)}$	$\frac{8.0 \pm 0.30}{(0.315 \pm 0.012)}$	$\frac{24.0 \pm 0.3}{(0.945 \pm 0.012)}$
P ₀	$\frac{4.0 \pm 0.10}{(0.157 \pm 0.004)}$	$\frac{4.0 \pm 0.10}{(0.157 \pm 0.004)}$	$\frac{4.0 \pm 0.1}{(0.157 \pm 0.004)}$
P ₁	$\frac{8.0 \pm 0.10}{(0.315 \pm 0.004)}$	$\frac{4.0 \pm 0.10}{(0.157 \pm 0.004)}$	$\frac{8.0 \pm 0.1}{(0.315 \pm 0.004)}$
P ₂	$\frac{2.0 \pm 0.05}{(0.079 \pm 0.002)}$	$\frac{2.0 \pm 0.05}{(0.079 \pm 0.002)}$	$\frac{2.0 \pm 0.1}{(0.079 \pm 0.004)}$
A ₀	$\frac{3.66 \pm 0.15}{(0.144 \pm 0.006)}$	MF-USMD005,010,020: $\frac{2.76 \pm 0.10}{(0.109 \pm 0.004)}$	MF-USMD035,050,075,110: $\frac{2.93 \pm 0.15}{(0.115 \pm 0.006)}$
B ₀	$\frac{4.98 \pm 0.10}{(0.196 \pm 0.004)}$	MF-USMD005,010,020: $\frac{3.5 \pm 0.1}{(0.138 \pm 0.004)}$	MF-USMD035,050,075,110: $\frac{3.56 \pm 0.1}{(0.140 \pm 0.004)}$
B ₁ max.	$\frac{5.9}{(0.232)}$	$\frac{4.35}{(0.171)}$	$\frac{20.1}{(0.791)}$
D ₀	$\frac{1.5 + 0.10/-0.00}{(0.059 + 0.004/-0)}$	$\frac{1.50 + 0.1/-0.0}{(0.059 + 0.004/-0)}$	$\frac{1.5 + 0.1/-0.0}{(0.059 + 0.004/-0)}$
F	$\frac{5.5 \pm 0.05}{(0.217 \pm 0.002)}$	$\frac{3.5 \pm 0.05}{(0.138 \pm 0.002)}$	$\frac{11.5 \pm 0.10}{(0.453 \pm 0.004)}$
E ₁	$\frac{1.75 \pm 0.10}{(0.069 \pm 0.004)}$	$\frac{1.75 \pm 0.10}{(0.069 \pm 0.004)}$	$\frac{1.75 \pm 0.10}{(0.069 \pm 0.004)}$
E ₂ min.	$\frac{10.25}{(0.404)}$	$\frac{6.25}{(0.246)}$	$\frac{22.25}{(0.876)}$
T max.	$\frac{0.6}{(0.024)}$	$\frac{0.6}{(0.024)}$	$\frac{0.6}{(0.024)}$
T ₁ max.	$\frac{0.1}{(0.004)}$	$\frac{0.1}{(0.004)}$	$\frac{0.1}{(0.004)}$
K ₀	$\frac{0.95 \pm 0.10}{(0.037 \pm 0.004)}$	MF-USMD005,010,020: $\frac{1.07 \pm 0.10}{(0.042 \pm 0.004)}$	MF-USMD035,050,075,110: $\frac{0.75 \pm 0.10}{(0.030 \pm 0.004)}$
Leader min.	$\frac{390}{(15.35)}$	$\frac{390}{(15.35)}$	$\frac{390}{(15.35)}$
Trailer min.	$\frac{160}{(6.30)}$	$\frac{160}{(6.30)}$	$\frac{160}{(6.30)}$
Reel Dimensions			
A max.	$\frac{185}{(7.28)}$	$\frac{185}{(7.28)}$	$\frac{360}{(14.17)}$
N min.	$\frac{50}{(1.97)}$	$\frac{50}{(1.97)}$	$\frac{60}{(2.36)}$
W ₁	$\frac{12.4 + 2.0/-0.0}{(0.488 + 0.079/-0.0)}$	$\frac{8.4 + 1.5/-0.0}{(0.331 + 0.059/-0)}$	$\frac{24.4 + 2.0/-0.0}{(0.961 + 0.079/-0)}$
W ₂ max.	$\frac{18.4}{(0.724)}$	$\frac{14.4}{(0.567)}$	$\frac{30.4}{(1.20)}$



Specifications are subject to change without notice.
Customers should verify actual device performance in their specific applications.

Looking for pricing, stock, or lifecycle information?

Click below to explore more details on WIN SOURCE:

-  [View MF-MSMD075-2 on WIN SOURCE](#)
-  [Bourns Inc. Information](#)

Optimize Your Supply Chain with WIN SOURCE Solutions

-  Global Sourcing Solution
-  Obsolete Management
-  Cost Control Management
-  Shortage Management
-  Alternative Solution
-  Excess Inventory Management