



**THE DATASHEET OF
MEM2012P25R0T001**



3-terminal Filters(SMD) For Wide-band

Conformity to RoHS Directive

MEM Series MEM2012P Type

FEATURES

- Multilayer chip EMC filter that is small and low-profile due to the use of a π -type circuit.
- Entirely monolithic structure results in high reliability.
- Due to closed magnetic circuit architecture, high-density installation becomes possible, and crosstalk generation is prevented.
- Steep attenuation characteristic plot. Highly effective noise suppression.
- Covers a wide range of frequencies.
- π -type circuit with 1 coil / 2 capacitors construction.

APPLICATIONS

Computers, computer peripherals, VCRs, TVs, car audio equipment, printers, game machines, etc.

TEMPERATURE RANGES

Operating/Storage	-40 to +85°C
-------------------	--------------

PRODUCT IDENTIFICATION

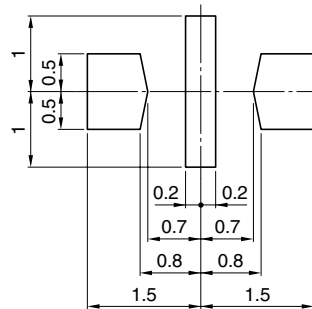
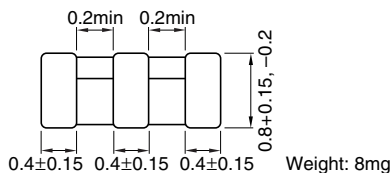
MEM	2012	P	10R0	T
(1)	(2)	(3)	(4)	(5)

- (1) Series name
 (2) Dimensions L×W
 (3) π -type circuit
 (4) Cutoff frequency 10R0:10MHz
 (5) Packaging style T:Taping

PACKAGING STYLE AND QUANTITIES

Packaging style	Quantity
Taping	4000 pieces / reel

SHAPES AND DIMENSIONS/RECOMMENDED PC BOARD PATTERN



Dimensions in mm

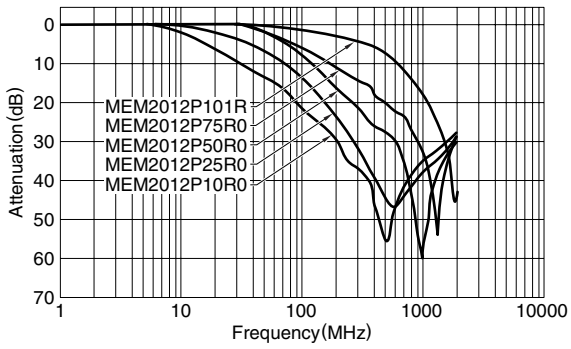
ELECTRICAL CHARACTERISTICS

Part No.	Cutoff frequency (MHz)	Attenuation (dB)min.	Rated voltage Edc(V)max.	Rated current Idc(mA)max.
MEM2012P10R0	10	20[0.2 to 2GHz]	12	200
MEM2012P25R0	25	20[0.3 to 2GHz]	12	200
MEM2012P50R0	50	20[0.4 to 2GHz]	12	200
MEM2012P75R0	75	20[0.7 to 2GHz]	12	200
MEM2012P101R	100	20[1.5 to 2GHz]	12	200

- Conformity to RoHS Directive: This means that, in conformity with EU Directive 2002/95/EC, lead, cadmium, mercury, hexavalent chromium, and specific bromine-based flame retardants, PBB and PBDE, have not been used, except for exempted applications.
- Please contact our Sales office when your application are considered the following:
The device's failure or malfunction may directly endanger human life (e.g. application for automobile/aircraft/medical/nuclear power devices, etc.)

• All specifications are subject to change without notice.

TYPICAL ELECTRICAL CHARACTERISTICS ATTENUATION vs. FREQUENCY CHARACTERISTICS



MEASURING CIRCUIT



RECOMMENDED SOLDERING CONDITION REFLOW SOLDERING



• All specifications are subject to change without notice.

Looking for pricing, stock, or lifecycle information?

Click below to explore more details on WIN SOURCE:

- ⊖ [View MEM2012P25R0T001](#) on WIN SOURCE
- ⊖ [TDK Corporation](#) Information

Optimize Your Supply Chain with WIN SOURCE Solutions

- ✓ Global Sourcing Solution
- ✓ Obsolete Management
- ✓ Cost Control Management
- ✓ Shortage Management
- ✓ Alternative Solution
- ✓ Excess Inventory Management