

MAZMxxxH Series

Silicon planar type

For surge absorption circuit

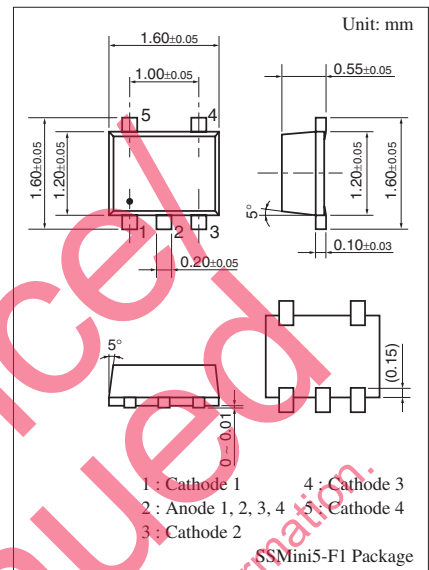
■ Features

- Four elements anode-common type
- Power dissipation P_D : 150 mW

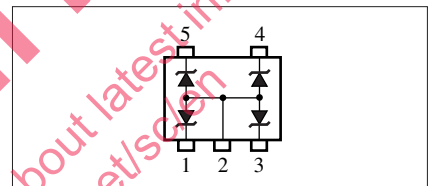
■ Absolute Maximum Ratings $T_a = 25^\circ\text{C}$

Parameter	Symbol	Rating	Unit
Power dissipation *	P_D	150	mW
Junction temperature	T_j	150	$^\circ\text{C}$
Storage temperature	T_{stg}	-55 to +150	$^\circ\text{C}$

Note) *: $P_D = 150$ mW achieved with a printed circuit board.



Internally connected circuit



■ Common Electrical Characteristics $T_a = 25^\circ\text{C} \pm 3^\circ\text{C}$

Parameter	Symbol	Conditions	Min	Typ	Max	Unit
Zener voltage *	V_Z	I_Z Specified value				V
Zener rise operating resistance	R_{ZK}	I_Z Specified value				Ω
Zener operating resistance	R_Z	I_Z Specified value				Ω
Reverse current	I_R	V_R Specified value				μA

Refer to the list of the electrical characteristics within part numbers

Note) 1. Measuring methods are based JAPANESE INDUSTRIAL STANDARD JIS C 7031 measuring methods for diodes.

2. Electrostatic breakdown voltage is ± 10 kV

Test method: IEC1000-4-2 (C = 150 pF, R = 330 Ω , Contact discharge: 10 times)

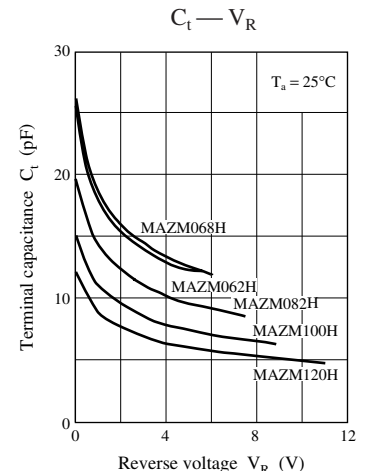
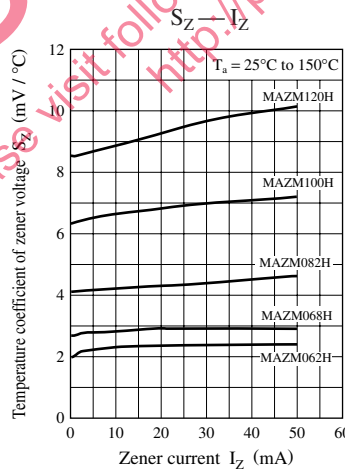
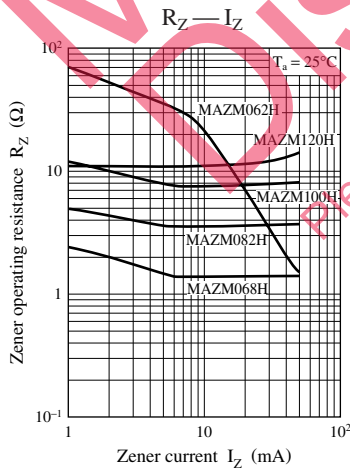
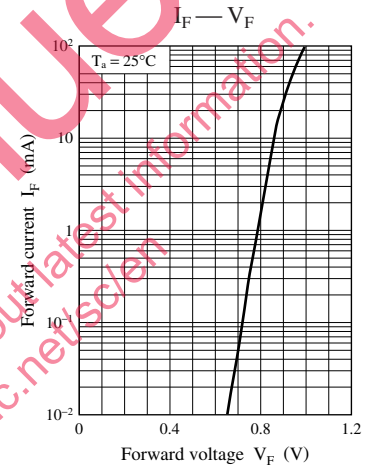
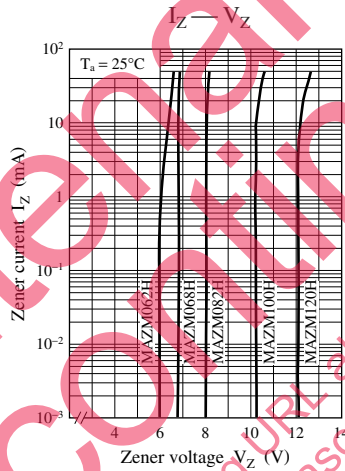
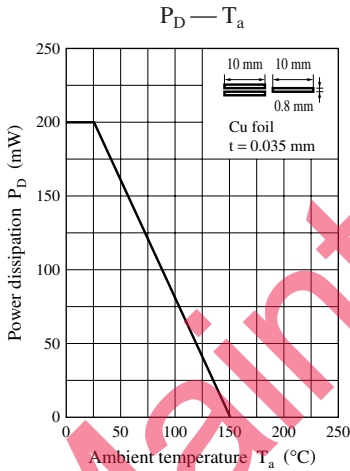
3. *: The temperature must be controlled 25°C for V_Z measurement.

V_Z value measured at other temperature must be adjusted to $V_Z (25^\circ\text{C})$

V_Z guaranteed 20 ms after current flow.

■ Electrical characteristics within part numbers $T_a = 25^\circ\text{C} \pm 3^\circ\text{C}$

Part number	Zener voltage V_Z (V)				Reverse current (DC) I_R (μA)		Zener operating resistance R_Z (Ω)	Zener rise operating resistance R_{ZK} (Ω)	Marking symbol
	Min	Nom	Max	I_Z (mA)	Max	V_R (V)	$I_Z = 5 \text{ mA}$	$I_Z = 0.5 \text{ mA}$	
							Max	Max	
MAZM062H	5.8	6.2	6.6	5	0.2	4	50	100	6.2Z
MAZM068H	6.4	6.8	7.2	5	0.1	4	30	60	6.8Z
MAZM082H	7.7	8.2	8.7	5	0.1	5	30	60	8.2Z
MAZM100H	9.4	10.0	10.6	5	0.05	7	30	60	10Z
MAZM120H	11.4	12.0	12.7	5	0.05	9	30	80	12Z



utions in using the technical information and scribed in this book

s book is to be exported or provided to non-residents, the laws and
rd to security export control, must be observed.

ly to show the main characteristics and application circuit examples
l property right or other right owned by our company or any other
any as to the infringement upon any such right owned by any other
rmation described in this book.

standard applications or general electronic equipment (such as office
and household appliances).

ng applications:

biles, traffic control equipment, combustion equipment, life support
reliability are required, or if the failure or malfunction of the prod-

k are subject to change without notice for modification and/or im-
use of the products, therefore, ask for the most up-to-date Product
satisfy your requirements.

bsolute maximum rating and the guaranteed operating conditions
(.). Especially, please be careful not to exceed the range of absolute
er-off and mode-switching. Otherwise, we will not be liable for any

, take into the consideration of incidence of break down and failure
n the systems such as redundant design, arresting the spread of fire
al injury, fire, social damages, for example, by using the products.

own and characteristics change due to external factors (ESD, EOS,
mounting or at customer's process. When using products for which
shelf life and the elapsed time since first opening the packages.

y or partially, without the prior written permission of Matsushita

Looking for pricing, stock, or lifecycle information?

Click below to explore more details on WIN SOURCE:

 [View MAZM068H0L on WIN SOURCE](#)

 [Panasonic Information](#)

Optimize Your Supply Chain with WIN SOURCE Solutions

-  Global Sourcing Solution
-  Obsolete Management
-  Cost Control Management
-  Shortage Management
-  Alternative Solution
-  Excess Inventory Management