

MA3X028 Series (MA28 Series)

Silicon epitaxial planar type

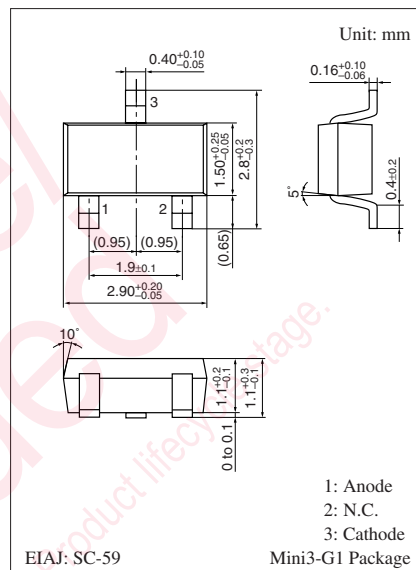
For reduced voltage and temperature compensation

■ Features

- Extremely small reverse current I_R
- High reliability with planar structure
- Wide forward voltage V_F range

■ Absolute Maximum Ratings $T_a = 25^\circ\text{C}$

Parameter	Symbol	Rating	Unit
Reverse voltage	V_R	6	V
Peak forward current	MA3X0280A/B	I_{FM}	150
	MA3X028WA/WB		100
	MA3X028TA/TB		70
Power dissipation	P_D	150	mW
Junction temperature	T_j	125	$^\circ\text{C}$
Storage temperature	T_{stg}	-55 to +125	$^\circ\text{C}$



Marking Symbol

- MA3X0280A : MD
- MA3X0280B : ME
- MA3X028WA : MF
- MA3X028WB : MK
- MA3X028TA : ML
- MA3X028TB : MM

■ Electrical Characteristics $T_a = 25^\circ\text{C} \pm 3^\circ\text{C}^{*1}$

Parameter	Symbol	Conditions	Min	Typ	Max	Unit	
Forward voltage	MA3X028WA/WB MA3X028TA/TB	V_{F1}	$I_F = 10 \mu\text{A}$	0.77			V
				1.15			
Forward voltage	MA3X0280A MA3X0280B MA3X028WA MA3X028WB MA3X028TA MA3X028TB	V_{F2}	$I_F = 1.5 \text{ mA}$	0.56		0.61	V
				0.59		0.64	
			$I_F = 3 \text{ mA}$	1.18		1.28	
				1.26		1.36	
				1.76		1.92	
				1.88		2.04	
Reverse current	I_R	$V_R = 6 \text{ V}$			1.0	μA	
Temperature coefficient of forward voltage ^{*2}	MA3X0280A/B MA3X028WA/B MA3X028TA/B	$-\Delta V_F / \Delta T$	$I_F = 3 \text{ mA}$		2.0		$\text{mV}/^\circ\text{C}$
					4.6		
					6.5		

Note) 1. Measuring methods are based on JAPANESE INDUSTRIAL STANDARD JIS C 7031 measuring methods for diodes.

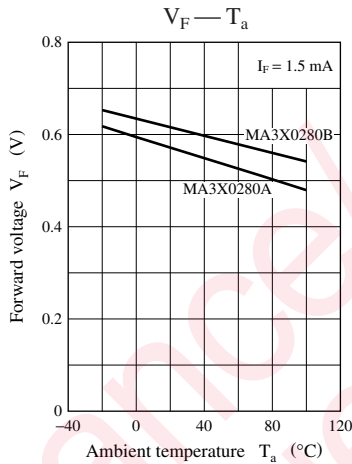
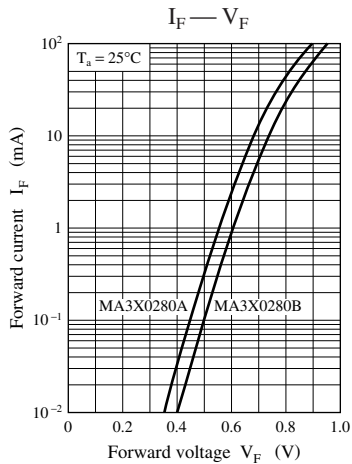
2. Absolute frequency of input and output is 100 MHz

3. *1: The temperature must be controlled 25°C for V_F measurement. V_F value measured at other temperature must be adjusted to $V_F(25^\circ\text{C})$.

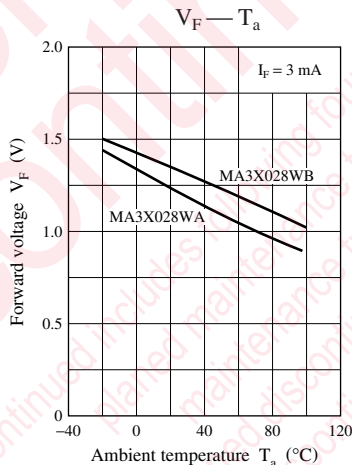
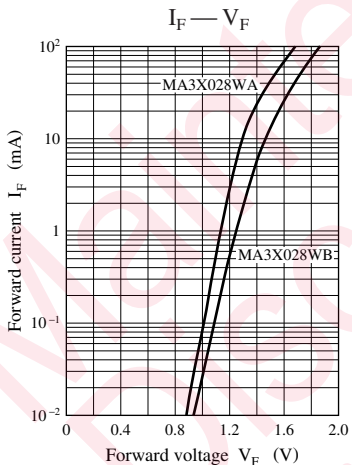
*2: $T_j = 25^\circ\text{C}$ to 150°C

Note) The part numbers in the parenthesis show conventional part number.

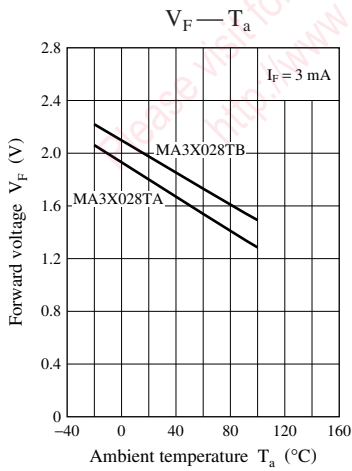
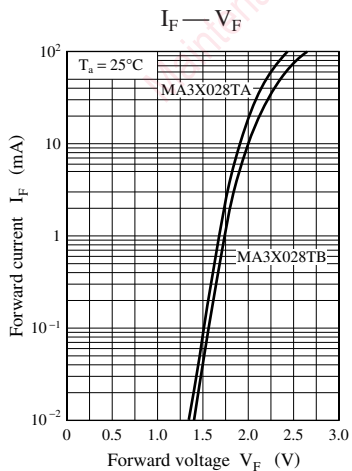
Characteristics charts of MA3X028



Characteristics charts of MA3X028W



Characteristics charts of MA3X028T



utions in using the technical information and scribed in this book

s book is to be exported or provided to non-residents, the laws and
rd to security export control, must be observed.

ly to show the main characteristics and application circuit examples
l property right or other right owned by our company or any other
any as to the infringement upon any such right owned by any other
rmation described in this book.

standard applications or general electronic equipment (such as office
and household appliances).

ng applications:

biles, traffic control equipment, combustion equipment, life support
reliability are required, or if the failure or malfunction of the prod-

ck are subject to change without notice for modification and/or im-
use of the products, therefore, ask for the most up-to-date Product
atisfy your requirements.

bsolute maximum rating and the guaranteed operating conditions
(.). Especially, please be careful not to exceed the range of absolute
er-off and mode-switching. Otherwise, we will not be liable for any

take into the consideration of incidence of break down and failure
n the systems such as redundant design, arresting the spread of fire
al injury, fire, social damages, for example, by using the products.

own and characteristics change due to external factors (ESD, EOS,
mounting or at customer's process. When using products for which
shelf life and the elapsed time since first opening the packages.

ly or partially, without the prior written permission of Matsushita

Looking for pricing, stock, or lifecycle information?

Click below to explore more details on WIN SOURCE:

 [View MA3X028WAL on WIN SOURCE](#)

 [Panasonic Information](#)

Optimize Your Supply Chain with WIN SOURCE Solutions

-  Global Sourcing Solution
-  Obsolete Management
-  Cost Control Management
-  Shortage Management
-  Alternative Solution
-  Excess Inventory Management