

MA3J702 (MA10702)

Silicon epitaxial planar type

For high frequency rectification

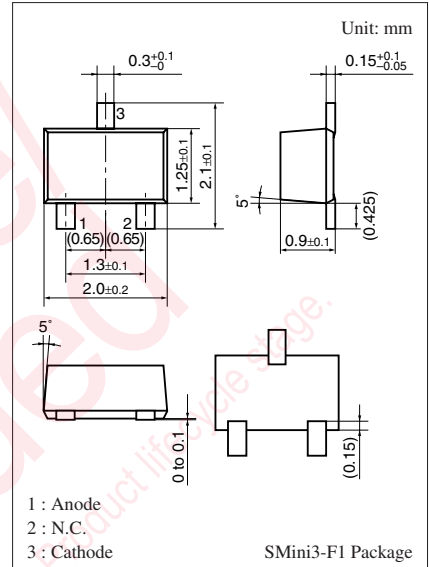
■ Features

- Forward current (Average) $I_{F(AV)} = 500$ mA rectification is possible
- Small reverse current I_R (About 1/10 of I_R of the ordinary products)

■ Absolute Maximum Ratings $T_a = 25^\circ\text{C}$

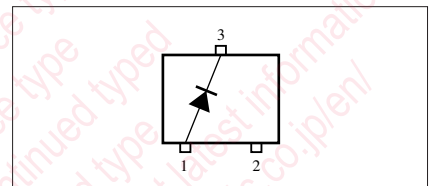
Parameter	Symbol	Rating	Unit
Reverse voltage	V_R	20	V
Repetitive peak reverse voltage	V_{RRM}	20	V
Forward current (Average)	$I_{F(AV)}$	500	mA
Non-repetitive peak forward surge current *	I_{FSM}	3	A
Junction temperature	T_j	125	$^\circ\text{C}$
Storage temperature	T_{stg}	-55 to +125	$^\circ\text{C}$

Note) *: The peak-to-peak value in one cycle of 50 Hz sine wave (non-repetitive)



Marking Symbol: M4R

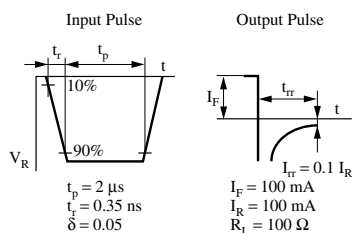
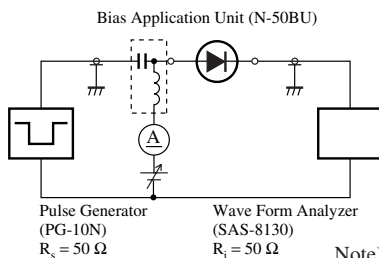
Internal Connection



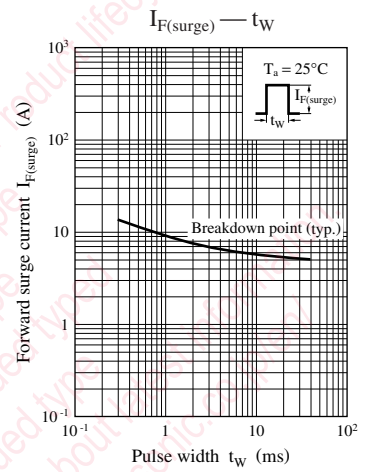
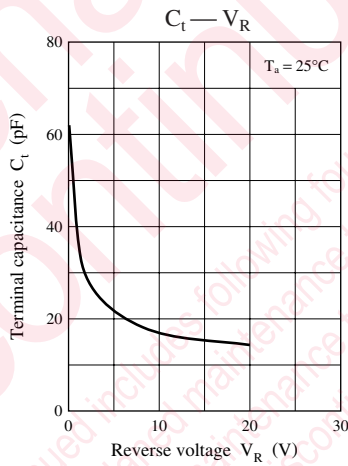
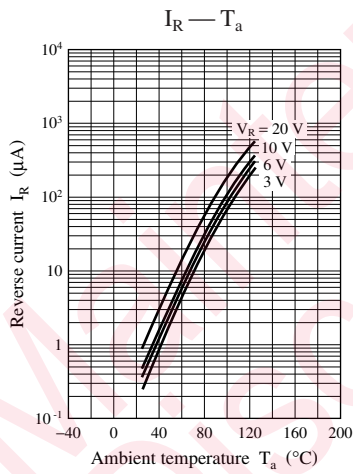
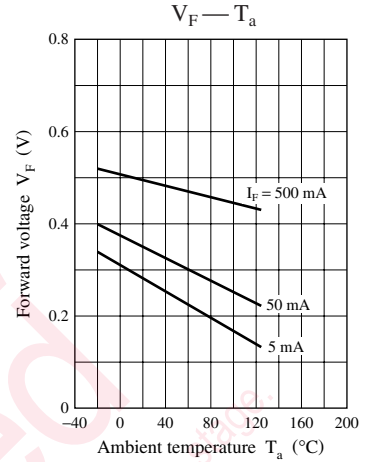
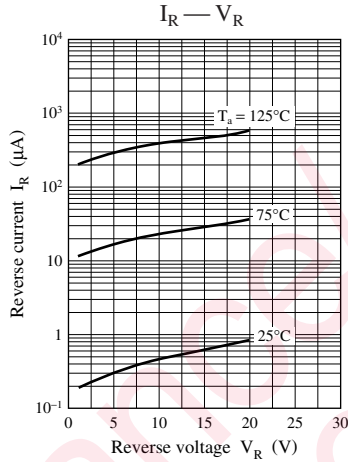
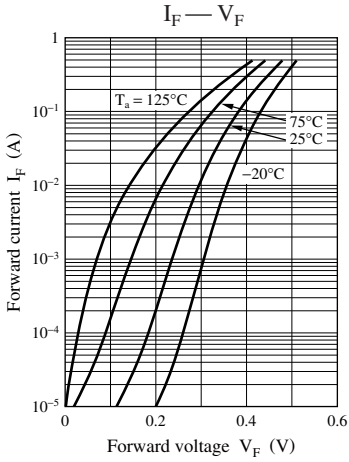
■ Electrical Characteristics $T_a = 25^\circ\text{C} \pm 3^\circ\text{C}$

Parameter	Symbol	Conditions	Min	Typ	Max	Unit
Forward voltage	V_{F1}	$I_F = 10$ mA		0.30	0.40	V
	V_{F2}	$I_F = 500$ mA		0.50	0.55	
Reverse current	I_{R1}	$V_R = 5$ V			1	μA
	I_{R2}	$V_R = 10$ V			10	
Terminal capacitance	C_t	$V_R = 0$ V, $f = 1$ MHz		60		pF
Reverse recovery time *	t_{rr}	$I_F = I_R = 100$ mA $I_{tr} = 0.1 I_R$, $R_L = 100 \Omega$		5		ns

- Note) 1. Measuring methods are based on JAPANESE INDUSTRIAL STANDARD JIS C 7031 measuring methods for diodes.
 2. This product is sensitive to electric shock (static electricity, etc.). Due attention must be paid on the charge of a human body and the leakage of current from the operating equipment.
 3. Absolute frequency of input and output is 400 MHz.
 4. *: t_{rr} measurement circuit



Note) The part number in the parenthesis shows conventional part number.



utions in using the technical information and scribed in this book

s book is to be exported or provided to non-residents, the laws and
rd to security export control, must be observed.

ly to show the main characteristics and application circuit examples
l property right or other right owned by our company or any other
any as to the infringement upon any such right owned by any other
rmation described in this book.

standard applications or general electronic equipment (such as office
and household appliances).

ng applications:

biles, traffic control equipment, combustion equipment, life support
reliability are required, or if the failure or malfunction of the prod-

ck are subject to change without notice for modification and/or im-
use of the products, therefore, ask for the most up-to-date Product
atisfy your requirements.

bsolute maximum rating and the guaranteed operating conditions
(.). Especially, please be careful not to exceed the range of absolute
er-off and mode-switching. Otherwise, we will not be liable for any

take into the consideration of incidence of break down and failure
n the systems such as redundant design, arresting the spread of fire
al injury, fire, social damages, for example, by using the products.

own and characteristics change due to external factors (ESD, EOS,
mounting or at customer's process. When using products for which
shelf life and the elapsed time since first opening the packages.

ly or partially, without the prior written permission of Matsushita

Looking for pricing, stock, or lifecycle information?

Click below to explore more details on WIN SOURCE:

 [View MA3J70200L on WIN SOURCE](#)

 [Panasonic Information](#)

Optimize Your Supply Chain with WIN SOURCE Solutions

-  Global Sourcing Solution
-  Obsolete Management
-  Cost Control Management
-  Shortage Management
-  Alternative Solution
-  Excess Inventory Management