

# MA27V01

## Silicon epitaxial planar type

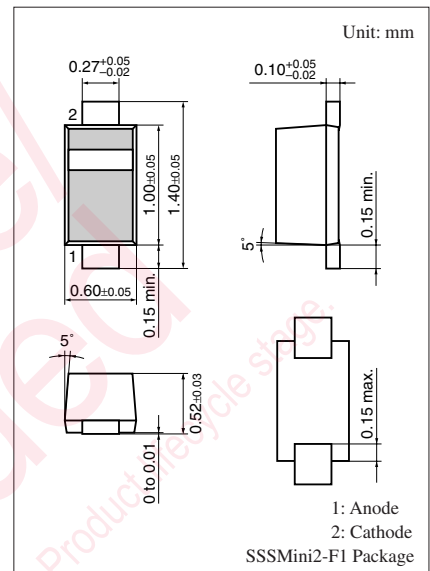
For VCO

### ■ Features

- Good linearity and large capacitance-ratio in  $C_D - V_R$  relation
- Small series resistance  $r_D$
- SSS-Mini type package, allowing downsizing of equipment and automatic insertion through the taping package

### ■ Absolute Maximum Ratings $T_a = 25^\circ\text{C}$

| Parameter            | Symbol           | Rating      | Unit             |
|----------------------|------------------|-------------|------------------|
| Reverse voltage      | $V_R$            | 6           | V                |
| Junction temperature | $T_j$            | 125         | $^\circ\text{C}$ |
| Storage temperature  | $T_{\text{stg}}$ | -55 to +125 | $^\circ\text{C}$ |



Marking Symbol: 1

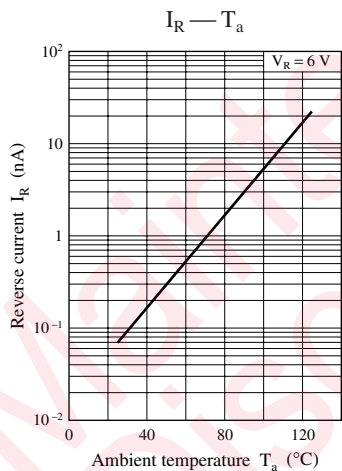
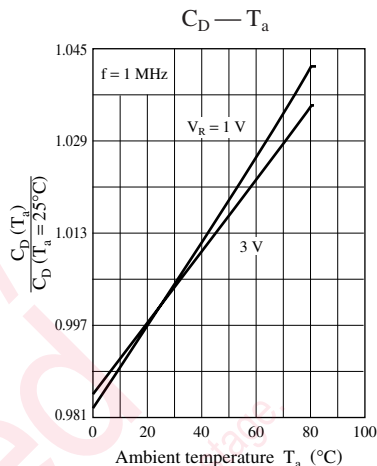
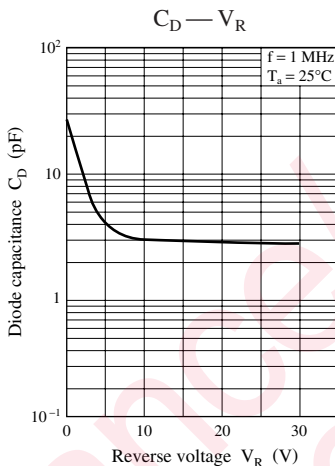
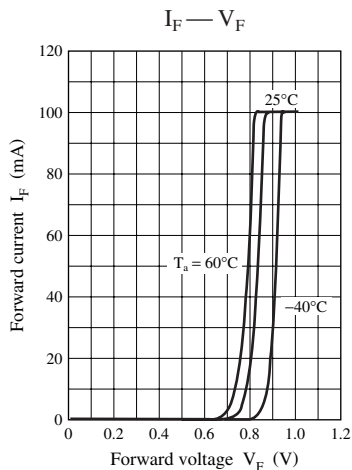
### ■ Electrical Characteristics $T_a = 25^\circ\text{C} \pm 3^\circ\text{C}$

| Parameter           | Symbol                  | Conditions                              | Min  | Typ | Max  | Unit     |
|---------------------|-------------------------|---|------|-----|------|----------|
| Reverse current     | $I_R$                   | $V_R = 6\text{ V}$                      |      |     | 10   | nA       |
| Diode capacitance   | $C_{D(1V)}$             | $V_R = 1\text{ V}, f = 1\text{ MHz}$    | 15.0 |     | 17.0 | pF       |
|                     | $C_{D(3V)}$             | $V_R = 3\text{ V}, f = 1\text{ MHz}$    | 5.0  |     | 7.0  |          |
| Capacitance ratio   | $C_{D(1V)} / C_{D(3V)}$ |   | 2.2  |     |      | —        |
| Series resistance * | $r_D$                   | $C_D = 9\text{ pF}, f = 470\text{ MHz}$ |      |     | 1.0  | $\Omega$ |

Note) 1. Measuring methods are based on JAPANESE INDUSTRIAL STANDARD JIS C 7031 measuring methods for diodes.

2. Absolute frequency of input and output is 470 MHz.

3. \*: Measuring instrument; YHP MODEL 4191A RF IMPEDANCE ANALYZER



## utions in using the technical information and scribed in this book

s book is to be exported or provided to non-residents, the laws and  
rd to security export control, must be observed.

ly to show the main characteristics and application circuit examples  
l property right or other right owned by our company or any other  
any as to the infringement upon any such right owned by any other  
rmation described in this book.

standard applications or general electronic equipment (such as office  
and household appliances).

ng applications:

biles, traffic control equipment, combustion equipment, life support  
reliability are required, or if the failure or malfunction of the prod-

ck are subject to change without notice for modification and/or im-  
use of the products, therefore, ask for the most up-to-date Product  
atisfy your requirements.

bsolute maximum rating and the guaranteed operating conditions  
(.). Especially, please be careful not to exceed the range of absolute  
er-off and mode-switching. Otherwise, we will not be liable for any

take into the consideration of incidence of break down and failure  
n the systems such as redundant design, arresting the spread of fire  
al injury, fire, social damages, for example, by using the products.

own and characteristics change due to external factors (ESD, EOS,  
mounting or at customer's process. When using products for which  
shelf life and the elapsed time since first opening the packages.

ly or partially, without the prior written permission of Matsushita

## Looking for pricing, stock, or lifecycle information?

Click below to explore more details on WIN SOURCE:

 [View MA27V0100L on WIN SOURCE](#)

 [Panasonic Information](#)

## Optimize Your Supply Chain with WIN SOURCE Solutions

-  Global Sourcing Solution
-  Obsolete Management
-  Cost Control Management
-  Shortage Management
-  Alternative Solution
-  Excess Inventory Management