



**THE DATASHEET OF  
LS4448GS08**





# Small Signal Fast Switching Diodes



### FEATURES

- Silicon epitaxial planar diodes
- Electrical data identical with the devices 1N4148 and 1N4448 respectively
- QuadromELF package
- AEC-Q101 qualified
- Material categorization: for definitions of compliance please see [www.vishay.com/doc?99912](http://www.vishay.com/doc?99912)



RoHS COMPLIANT

### APPLICATIONS

- Extremely fast switches

**DESIGN SUPPORT TOOLS** click logo to get started



### MECHANICAL DATA

**Case:** QuadromELF (SOD-80)

**Weight:** approx. 34 mg

**Cathode band color:** black

**Packaging codes / options:**

GS18/10K per 13" reel (8 mm tape), 10K/box

GS08/2.5K per 7" reel (8 mm tape), 12.5K/box

PARTS TABLE					
PART	TYPE DIFFERENTIATION	ORDERING CODE	TYPE MARKING	CIRCUIT CONFIGURATION	REMARKS
LS4148	V <sub>F</sub> = max. 1000 mV at I <sub>F</sub> = 50 mA	LS4148-GS18 or LS4148-GS08	-	Single	Tape and reel
LS4448	V <sub>F</sub> = max. 1000 mV at I <sub>F</sub> = 100 mA	LS4448GS18 or LS4448GS08	-	Single	Tape and reel

ABSOLUTE MAXIMUM RATINGS (T <sub>amb</sub> = 25 °C, unless otherwise specified)				
PARAMETER	TEST CONDITION	SYMBOL	VALUE	UNIT
Repetitive peak reverse voltage		V <sub>RRM</sub>	100	V
Reverse voltage		V <sub>R</sub>	75	V
Peak forward surge current	t <sub>p</sub> = 1 μs	I <sub>FSM</sub>	2	A
Repetitive peak forward current		I <sub>FRM</sub>	500	mA
Forward continuous current		I <sub>F</sub>	300	mA
Average forward current	V <sub>R</sub> = 0	I <sub>F(AV)</sub>	150	mA
Power dissipation		P <sub>tot</sub>	500	mW

THERMAL CHARACTERISTICS (T <sub>amb</sub> = 25 °C, unless otherwise specified)				
PARAMETER	TEST CONDITION	SYMBOL	VALUE	UNIT
Thermal resistance junction to ambient air	On PC board 50 mm x 50 mm x 1.6 mm	R <sub>thJA</sub>	300	K/W
Junction temperature		T <sub>j</sub>	175	°C
Storage temperature range		T <sub>stg</sub>	-65 to +175	°C



ELECTRICAL CHARACTERISTICS (T <sub>amb</sub> = 25 °C, unless otherwise specified)							
PARAMETER	TEST CONDITION	PART	SYMBOL	MIN.	TYP.	MAX.	UNIT
Forward voltage	I <sub>F</sub> = 5 mA	LS4448	V <sub>F</sub>	0.620		0.720	V
	I <sub>F</sub> = 50 mA	LS4148	V <sub>F</sub>		0.860	1	V
	I <sub>F</sub> = 100 mA	LS4448	V <sub>F</sub>		0.930	1	V
Reverse current	V <sub>R</sub> = 20 V		I <sub>R</sub>			25	nA
	V <sub>R</sub> = 20 V, T <sub>j</sub> = 150 °C		I <sub>R</sub>			50	μA
	V <sub>R</sub> = 75 V		I <sub>R</sub>			5	μA
Breakdown voltage	I <sub>R</sub> = 100 μA, t <sub>p</sub> /T = 0.01, t <sub>p</sub> = 0.3 ms		V <sub>(BR)</sub>	100			V
Diode capacitance	V <sub>R</sub> = 0, f = 1 MHz, V <sub>HF</sub> = 50 mV		C <sub>D</sub>			4	pF
Reverse recovery time	I <sub>F</sub> = I <sub>R</sub> = 10 mA, i <sub>R</sub> = 1 mA		t <sub>rr</sub>			8	ns
	I <sub>F</sub> = 10 mA, V <sub>R</sub> = 6 V, i <sub>R</sub> = 0.1 x I <sub>R</sub> , R <sub>L</sub> = 100 Ω		t <sub>rr</sub>			4	ns

**TYPICAL CHARACTERISTICS** (T<sub>amb</sub> = 25 °C, unless otherwise specified)

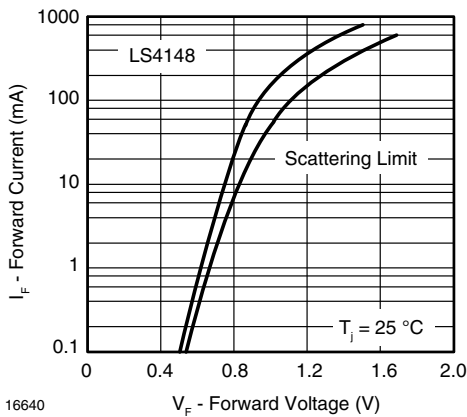


Fig. 1 - Forward Current vs. Forward Voltage

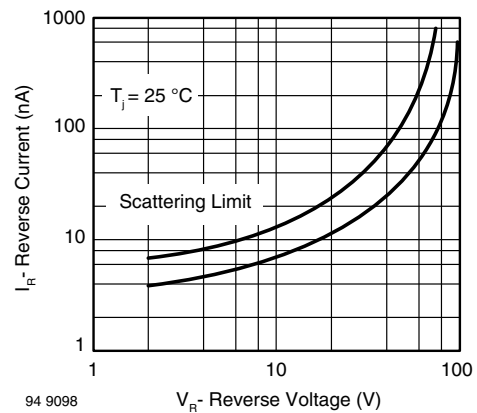


Fig. 3 - Reverse Current vs. Reverse Voltage

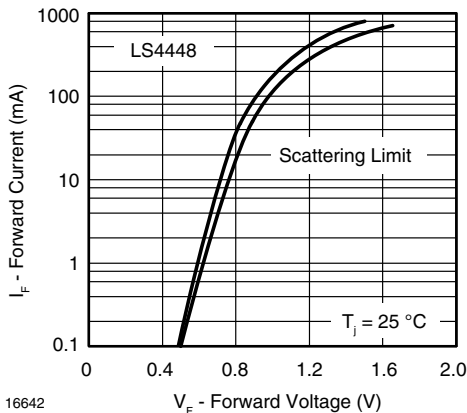


Fig. 2 - Forward Current vs. Forward Voltage

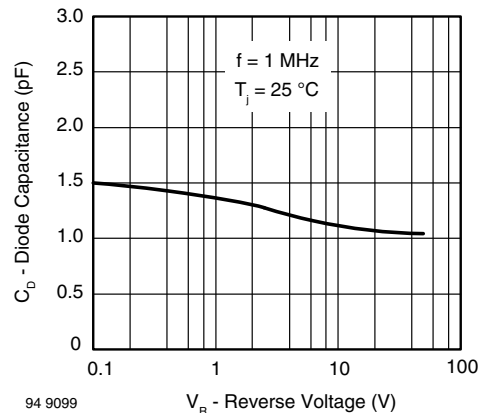
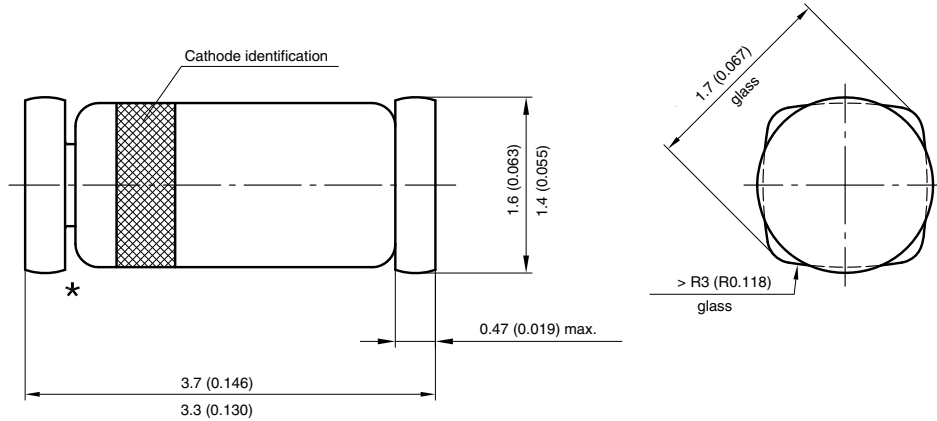
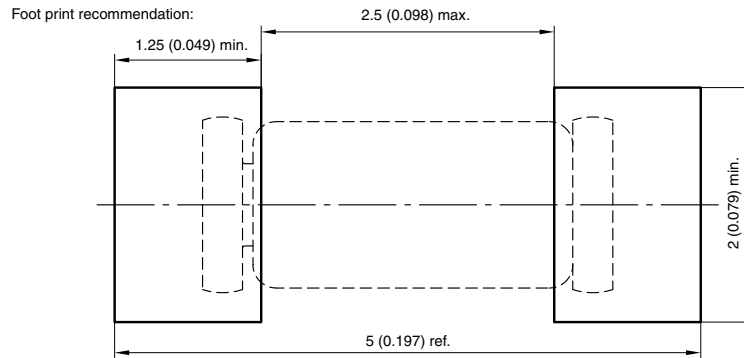


Fig. 4 - Diode Capacitance vs. Reverse Voltage

**PACKAGE DIMENSIONS** in millimeters (inches): **QuadroMELF (SOD-80)**



\* The gap between plug and glass can be either on cathode or anode side



Created - Date: 03.November.2003  
 Rev. 11 - Date: 07.June 2006  
 Document no.:6.560-5006.01-4  
 96 12071



## **Disclaimer**

ALL PRODUCT, PRODUCT SPECIFICATIONS AND DATA ARE SUBJECT TO CHANGE WITHOUT NOTICE TO IMPROVE RELIABILITY, FUNCTION OR DESIGN OR OTHERWISE.

Vishay Intertechnology, Inc., its affiliates, agents, and employees, and all persons acting on its or their behalf (collectively, "Vishay"), disclaim any and all liability for any errors, inaccuracies or incompleteness contained in any datasheet or in any other disclosure relating to any product.

Vishay makes no warranty, representation or guarantee regarding the suitability of the products for any particular purpose or the continuing production of any product. To the maximum extent permitted by applicable law, Vishay disclaims (i) any and all liability arising out of the application or use of any product, (ii) any and all liability, including without limitation special, consequential or incidental damages, and (iii) any and all implied warranties, including warranties of fitness for particular purpose, non-infringement and merchantability.

Statements regarding the suitability of products for certain types of applications are based on Vishay's knowledge of typical requirements that are often placed on Vishay products in generic applications. Such statements are not binding statements about the suitability of products for a particular application. It is the customer's responsibility to validate that a particular product with the properties described in the product specification is suitable for use in a particular application. Parameters provided in datasheets and / or specifications may vary in different applications and performance may vary over time. All operating parameters, including typical parameters, must be validated for each customer application by the customer's technical experts. Product specifications do not expand or otherwise modify Vishay's terms and conditions of purchase, including but not limited to the warranty expressed therein.

Except as expressly indicated in writing, Vishay products are not designed for use in medical, life-saving, or life-sustaining applications or for any other application in which the failure of the Vishay product could result in personal injury or death. Customers using or selling Vishay products not expressly indicated for use in such applications do so at their own risk. Please contact authorized Vishay personnel to obtain written terms and conditions regarding products designed for such applications.

No license, express or implied, by estoppel or otherwise, to any intellectual property rights is granted by this document or by any conduct of Vishay. Product names and markings noted herein may be trademarks of their respective owners.

## Looking for pricing, stock, or lifecycle information?

Click below to explore more details on WIN SOURCE:

 [View LS4448GS08 on WIN SOURCE](#)

 [Vishay Information](#)

## Optimize Your Supply Chain with WIN SOURCE Solutions

-  Global Sourcing Solution
-  Obsolete Management
-  Cost Control Management
-  Shortage Management
-  Alternative Solution
-  Excess Inventory Management