



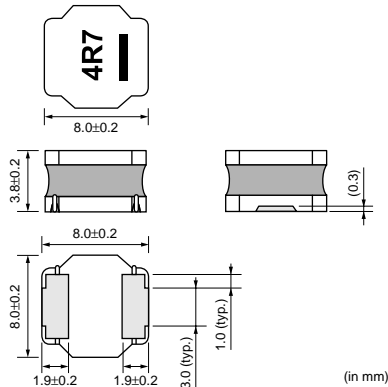
**THE DATASHEET OF  
LQH88PN1R5N38L**



# Chip Inductor (Chip Coil) Power Inductor (Wire Wound Type)

## LQH88P Series (3131 Size)

### ■ Dimensions



### ■ Packaging

Code	Packaging	Minimum Quantity
L	180mm Embossed Tape	250
K	330mm Embossed Tape	1000

### ■ Rated Value (□: packaging code)

Part Number	Inductance	Rated Current (Based on Inductance Change)	Rated Current (Based on Temperature Rise)	DC Resistance	Self Resonance Frequency (min.)
LQH88PN1R0N38□	1.0μH±30%	11.20A	8.00A	0.006ohm±30%	100MHz
LQH88PN1R5N38□	1.5μH±30%	8.50A	7.10A	0.008ohm±30%	60MHz
LQH88PN2R2N38□	2.2μH±30%	8.00A	6.40A	0.009ohm±30%	50MHz
LQH88PN3R3N38□	3.3μH±30%	7.00A	5.00A	0.013ohm±30%	35MHz
LQH88PN4R7N38□	4.7μH±30%	6.00A	4.20A	0.017ohm±30%	30MHz
LQH88PN6R8N38□	6.8μH±30%	4.50A	3.80A	0.022ohm±30%	20MHz
LQH88PN100M38□	10μH±20%	3.60A	3.15A	0.029ohm±30%	18MHz
LQH88PN150M38□	15μH±20%	3.00A	2.45A	0.041ohm±30%	13MHz
LQH88PN220M38□	22μH±20%	2.70A	2.25A	0.066ohm±30%	10MHz
LQH88PN330M38□	33μH±20%	1.90A	1.75A	0.095ohm±30%	9MHz
LQH88PN470M38□	47μH±20%	1.50A	1.45A	0.157ohm±30%	7MHz
LQH88PN680M38□	68μH±20%	1.25A	1.10A	0.190ohm±30%	7MHz
LQH88PN101M38□	100μH±20%	1.00A	1.00A	0.265ohm±30%	4MHz

Test Frequency: 100kHz Class of Magnetic Shield: Magnetic shield of magnetic powder in resin

Operating Temperature Range (Self-temperature rise is included): -40°C to +125°C

Operating Temperature Range (Self-temperature rise is not included): -40°C to +85°C


Only for reflow soldering.

Continued on the following page.

● This data sheet is applied for CHIP INDUCTORS (CHIP COILS) used for General Electronics equipment for your design.

### ⚠ Note:

1. This datasheet is downloaded from the website of Murata Manufacturing co., Ltd. Therefore, it's specifications are subject to change or our products in it may be discontinued without advance notice. Please check with our sales representatives or product engineers before ordering.
2. This datasheet has only typical specifications because there is no space for detailed specifications. Therefore, please approve our product specifications or transact the approval sheet for product specifications before ordering.

 Continued from the preceding page.

### ■ Notice (Rated Current)

<Rated Current>

(Based on Inductance Change)

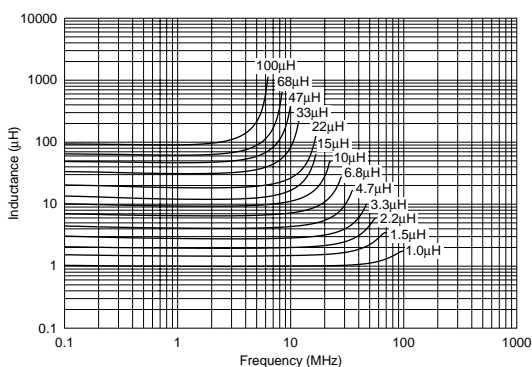
When Rated Current is applied to the Products,  
Inductance will be within +30% of nominal  
Inductance value.

<Rated Current>

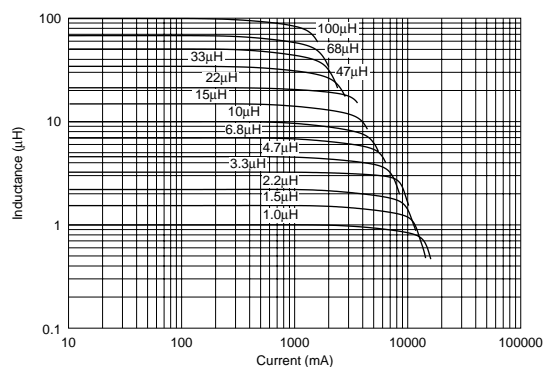
(Based on Temperature Rise)

When Rated Current is applied to the Products,  
self-generation of heat will rise to 40°C or less.

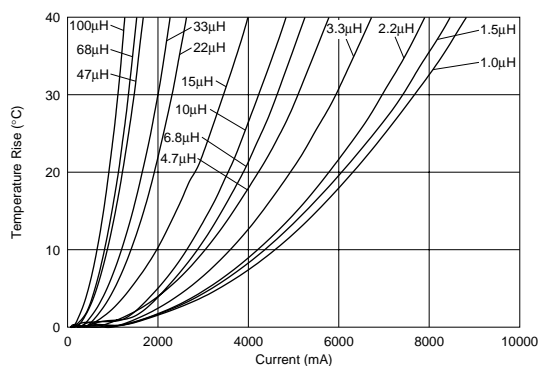
### ■ Inductance-Frequency Characteristics (Typ.)



### ■ Inductance-Current Characteristics (Typ.)



### ■ Temperature Rise Characteristics (Typ.)



### ■ ⚠ Caution/Notice

#### ⚠ Caution (Rating)

Do not use products beyond the rated current as  
this may create excessive heat.

#### Notice

Solderability of Tin plating termination chip might be  
deteriorated when low temperature soldering profile  
where peak solder temperature is below the Tin melting  
point is used. Please confirm the solderability of Tin  
plating termination chip before use.


● This data sheet is applied for CHIP INDUCTORS (CHIP COILS) used for General Electronics equipment for your design.

#### ⚠ Note:







1. This datasheet is downloaded from the website of Murata Manufacturing co., Ltd. Therefore, it's specifications are subject to change or our products in it may be discontinued without advance notice. Please check with our sales representatives or product engineers before ordering.
2. This datasheet has only typical specifications because there is no space for detailed specifications. Therefore, please approve our product specifications or transact the approval sheet for product specifications before ordering.

## Looking for pricing, stock, or lifecycle information?

Click below to explore more details on WIN SOURCE:

-  [View LQH88PN1R5N38L on WIN SOURCE](#)
-  [Murata Electronics North America Information](#)

## Optimize Your Supply Chain with WIN SOURCE Solutions

-  Global Sourcing Solution
-  Obsolete Management
-  Cost Control Management
-  Shortage Management
-  Alternative Solution
-  Excess Inventory Management