



**THE DATASHEET OF
LPC1778FBD208**





120 MHz, 32-bit
MCUs with Cortex-M3™
core LPC177x / LPC178x
series

MCUs with external memory bus, Ethernet, USB, and optional LCD

The LPC177x / LPC178x series of low-power, cost-effective microcontrollers feature up to 512 KB Flash, 96 KB SRAM, 4 KB EEPROM and a wide assortment of connectivity peripherals, including up to five UARTs, three SPI/SSP, and three I²C.

Key Features

- ▶ ARM Cortex-M3 Core
 - Up to 120 MHz operation
 - Nested Vectored Interrupt Controller (NVIC) for fast deterministic interrupts
 - Wakeup interrupt controller allows automatic wake from any priority interrupt
 - Memory Protection Unit (MPU)
 - Four reduced-power modes: Sleep, Deep-sleep, Power-down, and Deep power-down
- ▶ Memories
 - Up to 512 KB Flash memory
 - Up to 96 KB SRAM
 - Up to 4 KB EEPROM
- ▶ Serial Peripherals
 - 10/100 Ethernet MAC
 - USB 2.0 full-speed device/host/OTG controller with on-chip PHY
 - Four UARTs & one USART with fractional baud rate generation, RS-485, smart card (ISO7816-3) mode, modem control I/O, and IrDA
 - Two CAN 2.0B controllers
 - Three SSP/SPI controllers
 - Three I²C-bus interfaces with one supporting Fast-mode Plus (1 Mbit/s data rates)
 - I²S interface for digital audio
- ▶ Analog Peripherals
 - 12-bit analog-to-digital converter with eight channels
 - 10-bit digital-to-analog converter
- ▶ Other Peripherals
 - Low-power Real-Time Clock with Event Recorder for Tamper Detection
 - Eight-channel, general-purpose DMA controller
 - Up to 165 GPIO
 - Motor control PWM and quadrature encoder interface
 - Four 32-bit general-purpose timers/counters with eight capture/ten compare outputs
 - 12 MHz internal RC oscillator trimmed to 1% accuracy

The NXP LPC177x and LPC178x series use a low-power, cost-effective Cortex-M3 core that operates at up to 120 MHz. Each device has up to 512 KB of Flash and up to 96 KB of SRAM. The LPC177x/LPC178x series features a multi-layer AHB bus that allows high-bandwidth peripherals such as Ethernet and USB to run simultaneously, without impacting performance.



The LPC177x/LPC178x devices are available in LQFP packages with 144 or 208 pins and in TFBGA packages with 180 or 208 pins. LPC177x/LPC178x series are pin-compatible with the popular NXP LPC2400 and LPC237x/8x series of ARM7 microcontrollers. This gives designers a simple way to compare Cortex-M3 and ARM7 cores in the same socket,

so they can choose the best device for their application. The LPC1700 architecture, with its wide array of peripheral and high performance, is ideal for displays, scanners, industrial networking, alarm systems, medical diagnostics, and motor-control applications.

Selector Guide

Type Number	Flash (KB)	CPU SRAM (KB)	Peripheral SRAM (KB)	Total SRAM (KB)	EEPROM (KB)	Ethernet	USB	UART	EMC ⁽¹⁾	LCD	QEI	SD/MMC
LPC178x												
LPC1788FBD208/ LPC1788FET208	512	64	16 X 2	96	4	Y	H/O/D	5	32-bit	Y	Y	Y
LPC1788FET180	512	64	16 X 2	96	4	Y	H/O/D	5	16-bit	Y	Y	Y
LPC1788FBD144	512	64	16 X 2	96	4	Y	H/O/D	5	8-bit	Y	Y	Y
LPC1787FBD208	512	64	16 X 2	96	4	N	H/O/D	5	32-bit	Y	Y	Y
LPC1786FBD208	256	64	16	80	4	Y	H/O/D	5	32-bit	Y	Y	Y
LPC1785FBD208	256	64	16	80	4	N	H/O/D	5	32-bit	Y	N	Y
LPC177x												
LPC1778FBD208/ LPC1778FET208	512	64	16 X 2	96	4	Y	H/O/D	5	32-bit	N	Y	Y
LPC1778FET180	512	64	16 X 2	96	4	Y	H/O/D	5	16-bit	N	Y	Y
LPC1778FBD144	512	64	16 X 2	96	4	Y	H/O/D	5	8-bit	N	Y	Y
LPC1777FBD208	512	64	16 X 2	96	4	N	H/O/D	5	32-bit	N	Y	Y
LPC1776FBD208	256	64	16	80	4	Y	H/O/D	5	32-bit	N	Y	Y
LPC1776FET180	256	64	16	80	4	Y	H/O/D	5	16-bit	N	Y	Y
LPC1774FBD208	128	32	8	40	2	N	D	5	32-bit	N	N	N
LPC1774FBD144	128	32	8	40	2	N	D	4	8-bit	N	N	N

All parts include two CAN channels, a SPIFI interface, three SSP interfaces, three I²C interfaces, one I²S interface, interface, one DAC, and an 8-channel, 12-bit ADC.

⁽¹⁾ Maximum data bus width of the External Memory Controller (EMC) depends on package size. Smaller widths may be used.

Third-Party Development Tools

The following featured development development tools support the LPC177x/8x series:

► Evaluation Boards

- Embedded Artists
- IAR KSDK-LPC178x

► IDEs

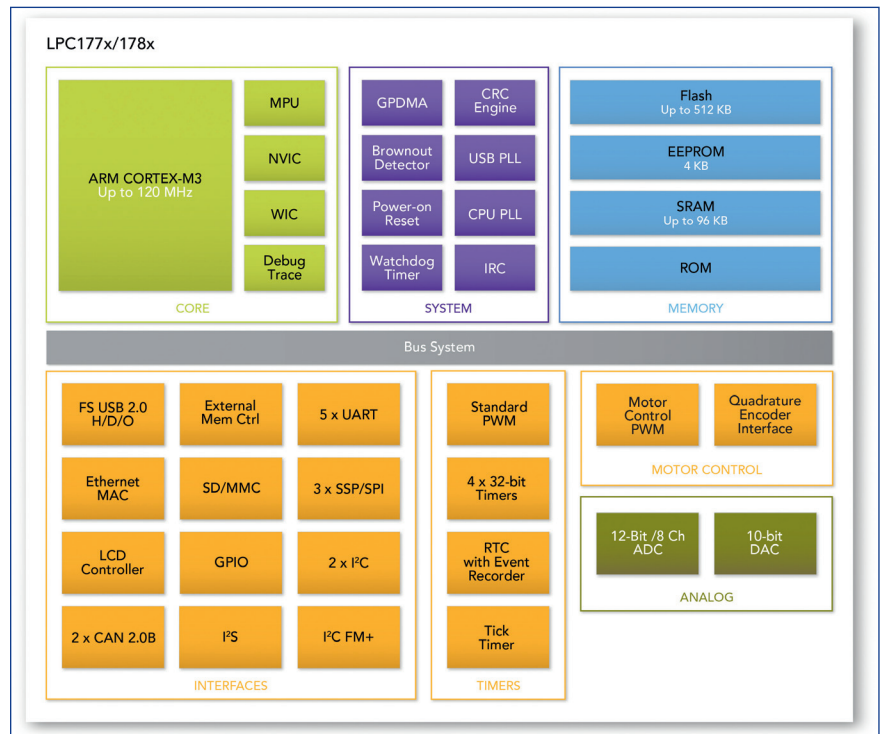
- NXP LPCXpresso
- Hitex HiTOP IDE
- IAR Embedded Workbench for ARM (EWARM)
- Keil µVision3
- CodeRed Eclipse-based Red Suite
- NXP LPCXpresso

► JTAG debuggers

- All debuggers supporting Cortex-M3

For more information on our development tools please visit www.nxp.com/microcontrollers

LPC177x/8x block diagram



www.nxp.com

© 2011 NXP Semiconductors N.V.

All rights reserved. Reproduction in whole or in part is prohibited without the prior written consent of the copyright owner. The information presented in this document does not form part of any quotation or contract, is believed to be accurate and reliable and may be changed without notice. No liability will be accepted by the publisher for any consequence of its use. Publication thereof does not convey nor imply any license under patent- or other industrial or intellectual property rights.

Date of release: July 2011

Document order number: 9397 750 17149

Printed in the Netherlands







Looking for pricing, stock, or lifecycle information?

Click below to explore more details on WIN SOURCE:

 [View LPC1778FBD208 on WIN SOURCE](#)

 [NXP / Nexperia Information](#)

Optimize Your Supply Chain with WIN SOURCE Solutions

-  Global Sourcing Solution
-  Obsolete Management
-  Cost Control Management
-  Shortage Management
-  Alternative Solution
-  Excess Inventory Management