



**THE DATASHEET OF
LFB182G45BG2D280**



LFB182G45BG2D280



Applications

Unsuitable Applications	Please be sure to read and comply with these "Precautions for use."
Specific Applications	Consumer equipment, Industrial Equipment, Medical equipment [GHTF A/B], Mobile Electronics Please refer to Our Website and specifications, etc. for information about the performance, functions, quality, management, and safety required for the above applications, and use Products after confirming the performance and reliability of the actual Product.
Recommended Applications	Consumer equipment, Industrial Equipment, Medical equipment [GHTF A/B], Mobile Electronics

Packaging Information

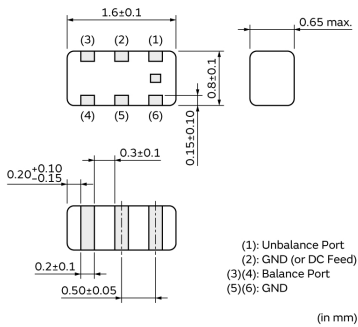
Packaging	Specifications	Standard Packing Quantity
-	180mm Paper Tape	4000

Features

Ultra-small, low-profiled, lightweight chip filters based on ceramic multilayer technology.
Extremely ultra-small band-pass filters.

1. Ultra-small, low-profiled, lightweight band-pass filters.
2. Absolutely no adjustment required.
3. Reflow solderable.
4. Available in tape and reel packagings for automatic mounting.


Appearance & Shape



Attention

1. This datasheet is downloaded from the website of Murata Manufacturing Co., Ltd. Therefore, its specifications are subject to change or our products in it may be discontinued without advance notice. Please check with our sales representatives or product engineers before ordering.
2. This datasheet has only typical specifications because there is no space for detailed specifications.
Therefore, please review our product specifications or consult the approval sheet for product specifications before ordering.

LFB182G45BG2D280



Specifications



Applications	W-LAN(TI CC253x CC254x CC8520)
Nominal Center Frequency (fo)	2450.00MHz
Bandwidth(BW)	fo±50.00MHz
Insertion Loss in BW I)	1.75dB max. (at 25°C)
Insertion Loss in BW II)	1.95dB max. (-40 ~ +85°C)
Attenuation(Absolute Value) I)	19.0dB min. at 4800.00 to 5000.00MHz
Attenuation(Absolute Value) II)	19.0dB min. at 7200.00 to 7500.00MHz
Balance Impedance (Differential) (Nom.)	Conjugate match to TI CC253x, CC254x, CC8520
Unbalance Impedance (Nom.)	50Ω
Power Capacity	500mW
Operating Temperature Range	-40°C to 85°C
L x W (size)	1.60x0.80mm
Thickness(max.)	0.65mm

Attention

- 1.This datasheet is downloaded from the website of Murata Manufacturing Co., Ltd. Therefore, it's specifications are subject to change or our products in it may be discontinued without advance notice. Please check with our sales representatives or product engineers before ordering.
- 2.This datasheet has only typical specifications because there is no space for detailed specifications.
Therefore, please review our product specifications or consult the approval sheet for product specifications before ordering.

Looking for pricing, stock, or lifecycle information?

Click below to explore more details on WIN SOURCE:

-  [View LFB182G45BG2D280 on WIN SOURCE](#)
-  [Murata Electronics North America Information](#)

Optimize Your Supply Chain with WIN SOURCE Solutions

-  Global Sourcing Solution
-  Obsolete Management
-  Cost Control Management
-  Shortage Management
-  Alternative Solution
-  Excess Inventory Management