

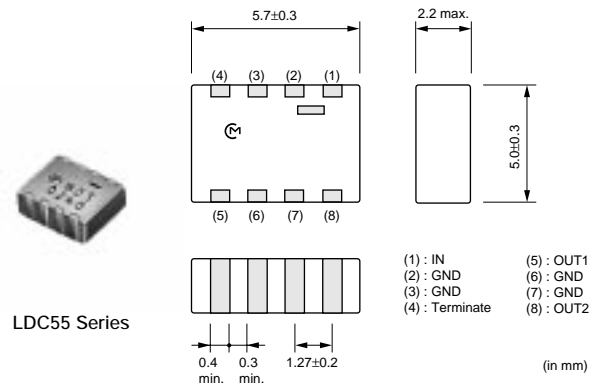
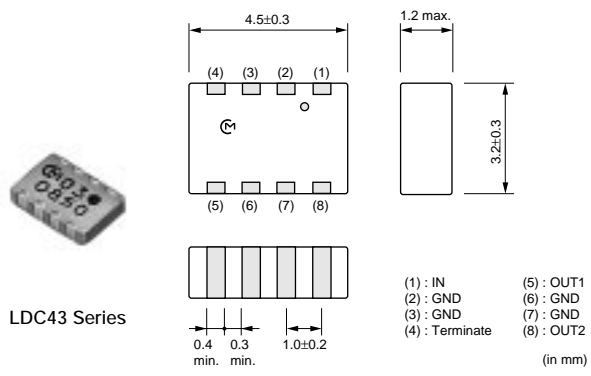
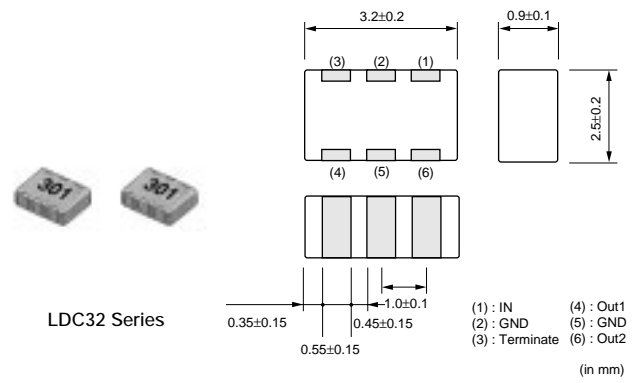
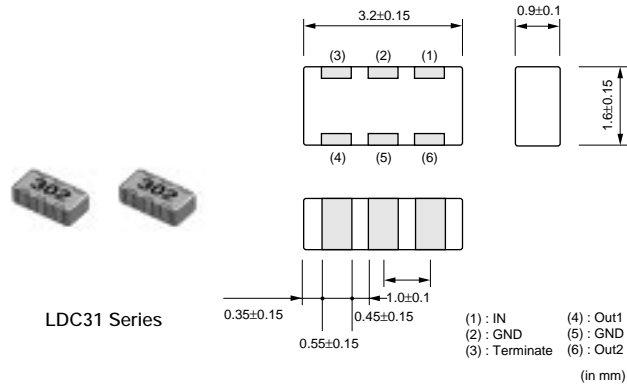


**THE DATASHEET OF
LDC312G1510B-719**



Chip Multilayer Hybrid Couplers

3dB Hybrid



Part Number	Frequency Range (MHz)	Insertion Loss (dB)	Amplitude Balance (max.) (dB)	Phase Deviation (°)	Isolation (min.) (dB)	VSWR (max.)	Power Capacity (W)
LDC311G6003B-601	1500 to 1700	3.3 ± 0.5 dB	1.0	$90 \pm 3.0^\circ$	20.0	1.5	3 max. (50ohm Load)
LDC32900M03B-703	800 to 1000	3.3 ± 0.5 dB	1.0	$90 \pm 3.0^\circ$	20.0	1.5	3 max. (50ohm Load)
LDC43850M03B-401	750 to 950	$3.0 + 0.6 / - 0.2$ dB	0.8	$90 \pm 3.0^\circ$	20.0	1.4	3 max. (50ohm Load)
LDC55250M03B-200	220 to 280	$3.0 + 0.6 / - 0.2$ dB	0.8	$90 \pm 3.0^\circ$	20.0	1.4	3 max. (50ohm Load)

Characteristic Impedance: 50ohm Operating Temperature Range: -25°C to +85°C

△Note • This PDF catalog is downloaded from the website of Murata Manufacturing co., Ltd. Therefore, it's specifications are subject to change or our products in it may be discontinued without advance notice. Please check with our sales representatives or product engineers before ordering.
• This PDF catalog has only typical specifications because there is no space for detailed specifications. Therefore, please approve our product specifications or transact the approval sheet for product specifications before ordering.

Looking for pricing, stock, or lifecycle information?

Click below to explore more details on WIN SOURCE:

- [View LDC312G1510B-719 on WIN SOURCE](#)
- [Murata Electronics North America Information](#)

Optimize Your Supply Chain with WIN SOURCE Solutions

- ✓ Global Sourcing Solution
- ✓ Obsolete Management
- ✓ Cost Control Management
- ✓ Shortage Management
- ✓ Alternative Solution
- ✓ Excess Inventory Management