

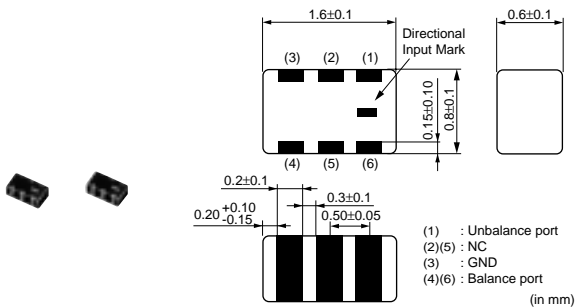


**THE DATASHEET OF  
LDB215G3710C-001**



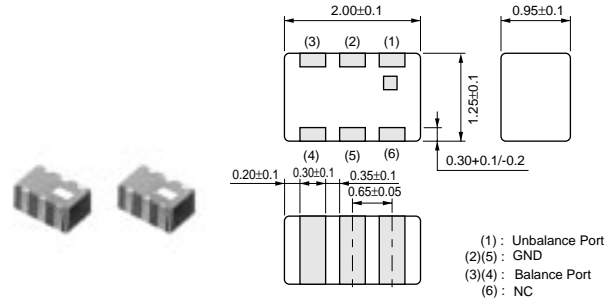
# Chip Multilayer Hybrid Baluns

## Chip Multilayer Hybrid Baluns



LDB18 Series

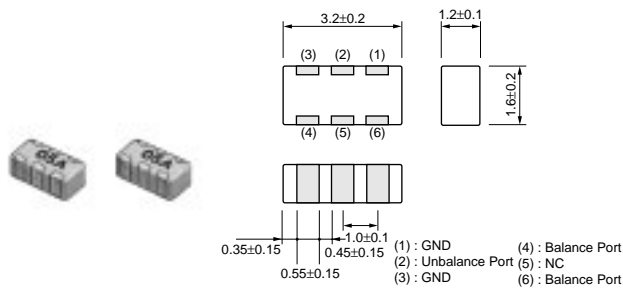
• Terminal of "NC" should be fixed to the no connected pattern.  
All the technical data and Information contained herein are subject to change without prior notice.



LDB21 Series

• Terminal of "NC" should be connected to the floating land.  
• All the technical data and information contained herein are subject to change without prior notice.

in mm



LDB31 Series

• Terminal of "NC" should be connected to the floating land.  
(in mm)

Microwave Components

8

Part Number	Frequency Range (MHz)	Insertion Loss I) (dB)	Insertion Loss II) (dB)	Unbalance Impedance (ohm)	Balance Impedance (Differential) (ohm)
LDB181G8405C-110	1842.5 ±37.5MHz	1.2 max. (at 25°C)	1.3 max. (-40~+85°C)	50 (Nominal)	50 (Nominal)
LDB181G8420C-110	1842.5 ±37.5MHz	1.3 max. (at 25°C)	1.4 max. (-40~+85°C)	50 (Nominal)	200 (Nominal)
LDB181G8820C-110	1880.0 ±30.0MHz	1.3 max. (at 25°C)	1.4 max. (-40~+85°C)	50 (Nominal)	200 (Nominal)
LDB181G9505C-110	1955.0 ±35.0MHz	1.2 max. (at 25°C)	1.3 max. (-40~+85°C)	50 (Nominal)	50 (Nominal)
LDB181G9510C-110	1955.0 ±35.0MHz	1.2 max. (at 25°C)	1.3 max. (-40~+85°C)	50 (Nominal)	100 (Nominal)
LDB182G4505C-110	2450.0 ±50.0MHz	1.0 max. (at 25°C)	1.1 max. (-40~+85°C)	50 (Nominal)	50 (Nominal)
LDB182G4510C-110	2450.0 ±50.0MHz	1.0 max. (at 25°C)	1.1 max. (-40~+85°C)	50 (Nominal)	100 (Nominal)
LDB182G4520C-110	2450.0 ±50.0MHz	1.3 max. (at 25°C)	1.4 max. (-40~+85°C)	50 (Nominal)	200 (Nominal)
LDB183G7010C-110	3700.0 ±300.0MHz	1.4 max. (at 25°C)	1.5 max. (-40~+85°C)	50 (Nominal)	100 (Nominal)
LDB184G5010C-110	4500.0 ±300.0MHz	1.1 max. (at 25°C)	1.2 max. (-40~+85°C)	50 (Nominal)	100 (Nominal)
LDB211G6005C-001	1600 ±100MHz	0.8 max. (at 25°C)	0.9 max. (-25~+85°C)	50 (Nominal)	50 (Nominal)
LDB211G6010C-001	1600 ±100MHz	0.9 max. (at 25°C)	1.0 max. (-25~+85°C)	50 (Nominal)	100 (Nominal)
LDB211G6020C-001	1600 ±100MHz	0.8 max. (at 25°C)	0.9 max. (-25~+85°C)	50 (Nominal)	200 (Nominal)
LDB211G8005C-001	1800 ±100MHz	0.8 max. (at 25°C)	0.9 max. (-25~+85°C)	50 (Nominal)	50 (Nominal)
LDB211G8010C-001	1800 ±100MHz	0.8 max. (at 25°C)	0.9 max. (-25~+85°C)	50 (Nominal)	100 (Nominal)
LDB211G8020C-001	1800 ±100MHz	0.8 max. (at 25°C)	0.9 max. (-25~+85°C)	50 (Nominal)	200 (Nominal)
LDB211G9005C-001	1900 ±100MHz	0.8 max. (at 25°C)	0.9 max. (-25~+85°C)	50 (Nominal)	50 (Nominal)
LDB211G9010C-001	1900 ±100MHz	0.8 max. (at 25°C)	0.9 max. (-25~+85°C)	50 (Nominal)	100 (Nominal)
LDB211G9020C-001	1900 ±100MHz	0.8 max. (at 25°C)	0.9 max. (-25~+85°C)	50 (Nominal)	200 (Nominal)
LDB212G4005C-001	2400 ±100MHz	0.8 max. (at 25°C)	0.9 max. (-25~+85°C)	50 (Nominal)	50 (Nominal)
LDB212G4010C-001	2400 ±100MHz	0.9 max. (at 25°C)	1.0 max. (-25~+85°C)	50 (Nominal)	100 (Nominal)
LDB212G4020C-001	2400 ±100MHz	1.0 max. (at 25°C)	1.1 max. (-25~+85°C)	50 (Nominal)	200 (Nominal)
LDB21836M20C-001	836.5 ±12.5MHz	1.0 max. (at 25°C)	1.1 max. (-25~+85°C)	50 (Nominal)	200 (Nominal)
LDB21881M05C-001	881.5 ±12.5MHz	1.4 max. (at 25°C)	1.5 max. (-25~+85°C)	50 (Nominal)	50 (Nominal)
LDB21881M20C-001	881.5 ±12.5MHz	1.4 max. (at 25°C)	1.5 max. (-25~+85°C)	50 (Nominal)	200 (Nominal)
LDB21897M05C-001	897.5 ±17.5MHz	1.4 max. (at 25°C)	1.5 max. (-25~+85°C)	50 (Nominal)	50 (Nominal)
LDB21906M05C-001	906.0 ±19.0MHz	1.4 max. (at 25°C)	1.5 max. (-25~+85°C)	50 (Nominal)	50 (Nominal)

Continued on the following page.

△Note • This catalog has only typical specifications because there is no space for detailed specifications. Therefore, please approve our product specifications or transact the approval sheet for product specifications before ordering. Especially, please read rating and △CAUTION (for storage, operating, rating, soldering, mounting and handling) in them to prevent smoking and/or burning, etc.  
• You are able to read a detailed specifications in the website (<http://search.murata.co.jp/>) before to require our product specifications or to transact the approval sheet for product specifications.

Continued from the preceding page.

Part Number	Frequency Range (MHz)	Insertion Loss I (dB)	Insertion Loss II (dB)	Unbalance Impedance (ohm)	Balance Impedance (Differential) (ohm)
<b>LDB21906M20C-001</b>	906.0 ±19.0MHz	1.3 max. (at 25°C)	1.4 max. (-25~+85°C)	50 (Nominal)	200 (Nominal)
<b>LDB21924M05C-001</b>	924.5 ±35.5MHz	1.3 max. (at 25°C)	1.4 max. (-25~+85°C)	50 (Nominal)	50 (Nominal)
<b>LDB21924M20C-001</b>	924.5 ±35.5MHz	1.3 max. (at 25°C)	1.4 max. (-25~+85°C)	50 (Nominal)	200 (Nominal)
<b>LDB21942M05C-001</b>	942.5 ±17.5MHz	1.4 max. (at 25°C)	1.5 max. (-25~+85°C)	50 (Nominal)	50 (Nominal)
<b>LDB21942M20C-001</b>	942.5 ±17.5MHz	1.3 max. (at 25°C)	1.4 max. (-25~+85°C)	50 (Nominal)	200 (Nominal)
<b>LDB311G5005C-300</b>	1500 ±100MHz	0.8 max. (at 25°C)	0.9 max. (-25~+85°C)	50 (Nominal)	50 (Nominal)
<b>LDB311G5010C-300</b>	1500 ±100MHz	0.8 max. (at 25°C)	0.9 max. (-25~+85°C)	50 (Nominal)	100 (Nominal)
<b>LDB311G5020C-420</b>	1500 ±100MHz	0.8 max. (at 25°C)	0.9 max. (-25~+85°C)	50 (Nominal)	200 (Nominal)
<b>LDB311G6005C-300</b>	1600 ±100MHz	0.8 max. (at 25°C)	0.9 max. (-25~+85°C)	50 (Nominal)	50 (Nominal)
<b>LDB311G6010C-300</b>	1600 ±100MHz	0.8 max. (at 25°C)	0.9 max. (-25~+85°C)	50 (Nominal)	100 (Nominal)
<b>LDB311G6020C-300</b>	1600 ±100MHz	0.8 max. (at 25°C)	0.9 max. (-25~+85°C)	50 (Nominal)	200 (Nominal)
<b>LDB311G7005C-300</b>	1700 ±100MHz	0.8 max. (at 25°C)	0.9 max. (-25~+85°C)	50 (Nominal)	50 (Nominal)
<b>LDB311G7010C-300</b>	1700 ±100MHz	0.8 max. (at 25°C)	0.9 max. (-25~+85°C)	50 (Nominal)	100 (Nominal)
<b>LDB311G7020C-300</b>	1700 ±100MHz	0.8 max. (at 25°C)	0.9 max. (-25~+85°C)	50 (Nominal)	200 (Nominal)
<b>LDB311G8005C-300</b>	1800 ±100MHz	0.8 max. (at 25°C)	0.9 max. (-25~+85°C)	50 (Nominal)	50 (Nominal)
<b>LDB311G8010C-451</b>	1800 ±100MHz	0.8 max. (at 25°C)	0.9 max. (-25~+85°C)	50 (Nominal)	100 (Nominal)
<b>LDB311G8020C-300</b>	1800 ±100MHz	0.8 max. (at 25°C)	0.9 max. (-25~+85°C)	50 (Nominal)	200 (Nominal)
<b>LDB311G9005C-300</b>	1900 ±100MHz	0.8 max. (at 25°C)	0.9 max. (-25~+85°C)	50 (Nominal)	50 (Nominal)
<b>LDB311G9010C-440</b>	1900 ±100MHz	0.8 max. (at 25°C)	0.9 max. (-25~+85°C)	50 (Nominal)	100 (Nominal)
<b>LDB311G9020C-452</b>	1900 ±100MHz	0.8 max. (at 25°C)	0.9 max. (-25~+85°C)	50 (Nominal)	200 (Nominal)
<b>LDB312G4005C-300</b>	2400 ±100MHz	0.8 max. (at 25°C)	0.9 max. (-25~+85°C)	50 (Nominal)	50 (Nominal)
<b>LDB312G4010C-418</b>	2400 ±100MHz	0.8 max. (at 25°C)	0.9 max. (-25~+85°C)	50 (Nominal)	100 (Nominal)
<b>LDB312G4020C-301</b>	2400 ±100MHz	0.8 max. (at 25°C)	0.9 max. (-25~+85°C)	50 (Nominal)	200 (Nominal)
<b>LDB31900M05C-417</b>	900 ±100MHz	0.8 max. (at 25°C)	0.9 max. (-25~+85°C)	50 (Nominal)	50 (Nominal)
<b>LDB31900M20C-416</b>	900 ±100MHz	0.8 max. (at 25°C)	0.9 max. (-25~+85°C)	50 (Nominal)	200 (Nominal)

**△Note** • This catalog has only typical specifications because there is no space for detailed specifications. Therefore, please approve our product specifications or transact the approval sheet for product specifications before ordering. Especially, please read rating and **△CAUTION** (for storage, operating, rating, soldering, mounting and handling) in them to prevent smoking and/or burning, etc.  
 • You are able to read a detailed specifications in the website (<http://search.murata.co.jp/>) before to require our product specifications or to transact the approval sheet for product specifications.

## Looking for pricing, stock, or lifecycle information?

Click below to explore more details on WIN SOURCE:

- [View LDB215G3710C-001 on WIN SOURCE](#)
- [Murata Electronics North America Information](#)

## Optimize Your Supply Chain with WIN SOURCE Solutions

- ✓ Global Sourcing Solution
- ✓ Obsolete Management
- ✓ Cost Control Management
- ✓ Shortage Management
- ✓ Alternative Solution
- ✓ Excess Inventory Management