




**THE DATASHEET OF**  
**503548-1222**



# RF/Microwave Capacitors

## RF/Microwave Multilayer Capacitors (MLC)

### 520L Series Broadband Multilayer Capacitors



#### UBL TECHNOLOGY

KYOCERA AVX, the industry leader, is introducing the new 520L Series Multilayer Broadband Capacitor. This device provides low insertion loss performance over multiple octaves of frequency spectrum. The 520L capacitor is compatible with high speed automated pick and place SMT manufacturing. The 520L is ideal for broadband DC blocking, coupling, bypassing, and feedback applications in optical communications systems and equipment using high-speed digital logic.

#### FEATURES

- EIA 0402 Case Size
- Operating Frequency 160 KHz to 16 GHz
- Insertion Loss: 1 dB max.
- Low Loss X7R Dielectric
- Solderable SMT Terminations

#### ADVANTAGES

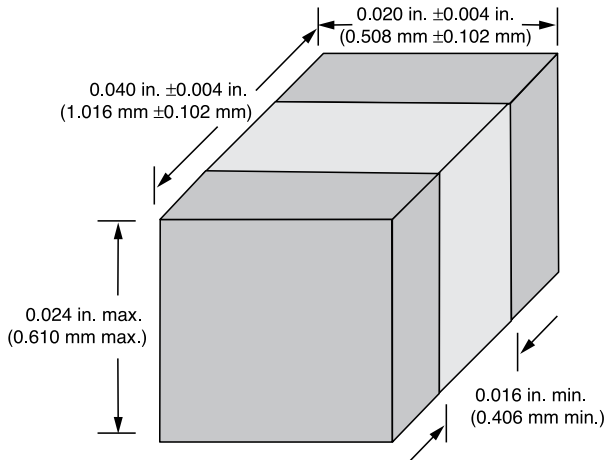
- Broadband Performance
- Low Insertion Loss
- Flat Frequency Response
- Excellent Return Loss through 16 GHz
- Unit-to-Unit Performance
- Rugged Ceramic Construction

#### HOW TO ORDER

<b>520</b>	<b>L</b>	<b>10</b>	<b>3</b>	<b>K</b>	<b>T</b>	<b>16</b>	<b>T</b>
<b>Series</b>	<b>Case Size</b> 0402	<b>Capacitance Code</b> First 2 significant digits for capacitance	Indicates number of zeros following digits of capacitance in pF	<b>Capacitance Tolerance</b>	<b>Termination Code</b> T = Tin Plated over Nickel Barrier. RoHS Compliant	<b>WVDC</b>	<b>Packaging (Tape and Reel)</b> T = 500 pcs T1K = 1,000 pcs T10K = 10,000pcs

The above part number refers to a 520 Series (case size L) 10 nF capacitor, K tolerance ( $\pm 10\%$ ), with T termination (tin plated over nickel barrier, RoHS compliant), 16 WVDC, tape and reel packaging.

#### DIMENSIONS



**RF/Microwave Capacitors**  
**RF/Microwave Multilayer Capacitors (MLC)**  
**520L Series Broadband Multilayer Capacitors**

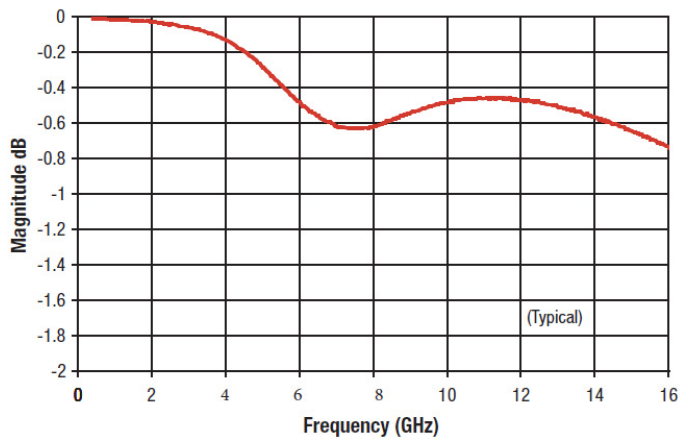


**ELECTRICAL SPECIFICATIONS**

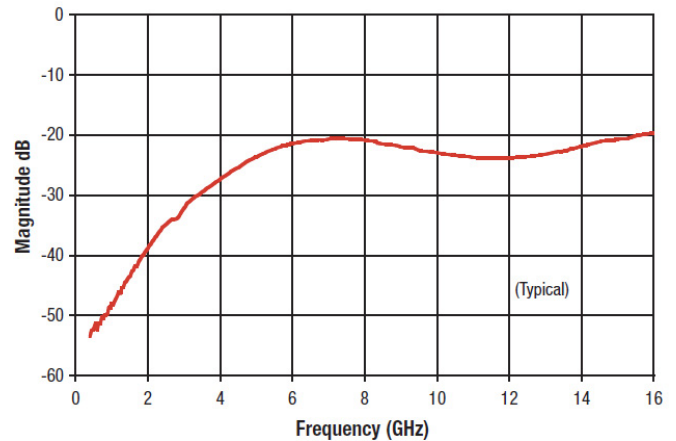
<b>Capacitance</b>	10 nF
<b>Rated Voltage</b>	16 WVDC
<b>Dielectric Withstanding Voltage (DWV)</b>	250% of rated WVDC for 5 secs.
<b>Operating Temperature Range</b>	-55°C to +125°C
<b>Temperature Coefficient of Capacitance (TCC)</b>	±15% (-55°C to +125°C)
<b>Maximum DF</b>	3% @ 1KHz
<b>Insulation Resistance</b>	10 <sup>11</sup> Ω min. @ +25°C @ rated WVDC 10 <sup>10</sup> Ω min. @ +125°C @ rated WVDC

**PERFORMANCE DATA**

520L Insertion Loss (S21)



520L Return Loss (S11)



**520L Data Sheet Test Condition Description**

All testing performed on 10-mil-thick Rogers RO4350 microstrip board, with the UUT subtending a 24 mil gap in a 22-mil-wide center trace (nominal 50-ohm characteristic impedance). Measurements were made using an Anritsu 3680K Universal Test Fixture and an HP8722D Vector Network Analyzer having a four-receiver architecture. Measurements have been de-embedded to the edges of the UUT using a standard TRL calibration procedure.

## Looking for pricing, stock, or lifecycle information?

Click below to explore more details on WIN SOURCE:

 [View 503548-1222 on WIN SOURCE](#)

 [Molex, LLC Information](#)

## Optimize Your Supply Chain with WIN SOURCE Solutions

-  Global Sourcing Solution
-  Obsolete Management
-  Cost Control Management
-  Shortage Management
-  Alternative Solution
-  Excess Inventory Management