

AEC-Q200

Power Choke Coil VCMT053T MN5 type

■ Features

High performance (Isat) realized by metal dust core.

Low profile : Thickness max. 3.0mm

Low loss realized with low DCR

Capable of corresponding high frequency (1MHz)

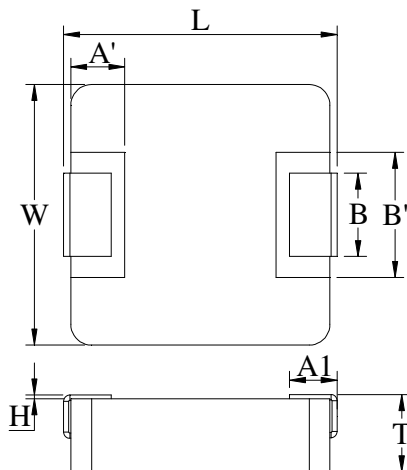
Compliance with RoHS and Halogen Free

AEC-Q200 qualified

■ Application

Automotive applications

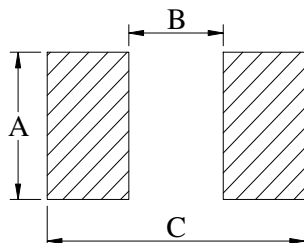
■ Outline Dimensions



Code	Dimensions (mm)
L	5.45 ± 0.35
W	5.25 ± 0.2
T	2.8 ± 0.2
A1	1.33 ± 0.3
A'	1.5 ± 0.1
B	2.8 ± 0.3
B'	3.5 ± 0.2
H	0 ~ +0.15

■ Recommend Land Pattern Dimensions

The customer shall determine the land dimensions shown below after confirming and safety.



A	3.3
B	2.2
C	6.0

Unit : mm

■ Marking and Date Code

The point on the top surface represents winding direction of choke.

Marking

The inductor is marked with a 3-digit code

Example -- 4.7 μ H → 4R7

Date Code

X XX
(1) (2)
XXX
(3)

Where (1) Year Code

Ex : 2018 = 8

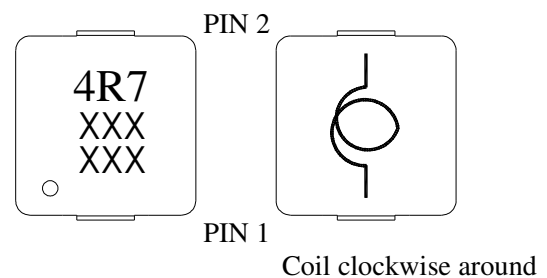
(2) Weekly Code

Serial number : 01 ~ 53

(3) Taping No.

Serial number : 001 ~ ZZZ

Upside of Chip



■ Specifications

Part Number	L0 ◇ Inductance (μH) @ (0A)	R _{dc} (m Ω) ◇		Heat Rating Current DC Amps. I _{dc} (A)		Saturation Current DC Amps. I _{sat} (A)	
		Typical	Maximum	Typical	Maximum	Typical	Maximum
VCMT053T-R68MN5	0.68	8.6	9.8	11.1	10.0	11.7	10.0
VCMT053T-1R0MN5	1.0	10.0	11.5	10.3	9.3	6.7	5.7
VCMT053T-1R5MN5	1.5	15.4	17.7	8.2	7.4	6.4	5.5
VCMT053T-2R2MN5	2.2	20.0	23.0	7.1	6.4	5.7	4.7
VCMT053T-3R3MN5	3.3	33.0	38.0	5.5	5.0	5.3	4.5
VCMT053T-4R7MN5	4.7	51.0	59.0	4.4	3.9	4.5	3.9
VCMT053T-6R8MN5	6.8	80.0	92.0	3.5	3.1	3.5	3.0
VCMT053T-100MN5	10.0	112.6	129.5	2.5	2.3	2.35	2.0
VCMT053T-150MN5	15.0	170.0	196.0	2.0	1.8	2.2	1.9

◇ : Significant Characteristic

* : If you require another part number please contact with us.

** : Inductance Tolerance $\pm 20\%$

Note 1. : All test data is referenced to 25°C ambient.

Note 2. : Test Condition: 100KHz, 1.0Vrms

Note 3. : I_{dc} : DC current (A) that will cause an approximate ΔT of 40°C

Note 4. : I_{sat} : DC current (A) that will cause L0 to drop approximately 20%

Note 5. : Operating Temperature Range -55°C to + 155°C

Note 6. : The part temperature (ambient + temp rise) should not exceed 155°C under the worst case operating conditions. Circuit design, component placement, PCB trace size and thickness, airflow and other cooling provision all affect the part temperature. Part temperature should be verified in the end application.

Note 7. : The rated current as listed is either the saturation current or the heating current depending on which value is lower.

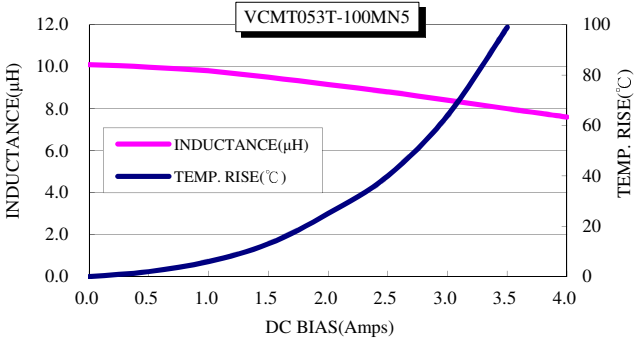
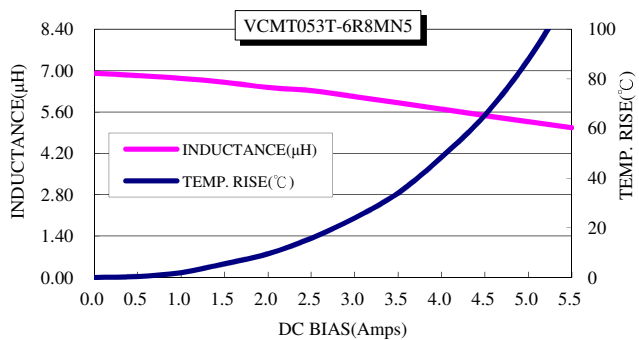
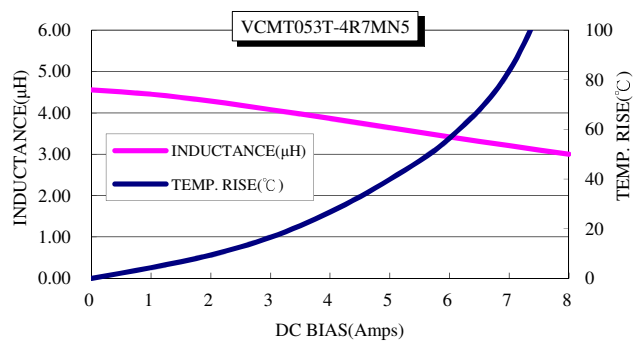
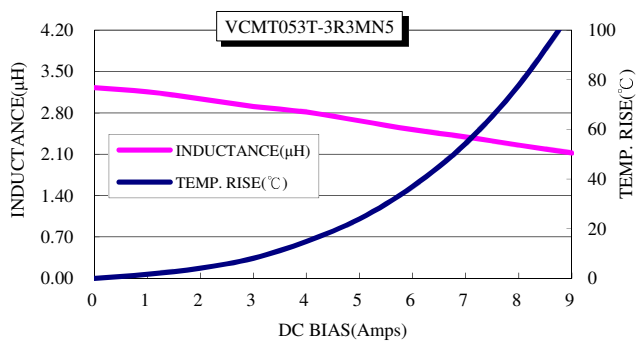
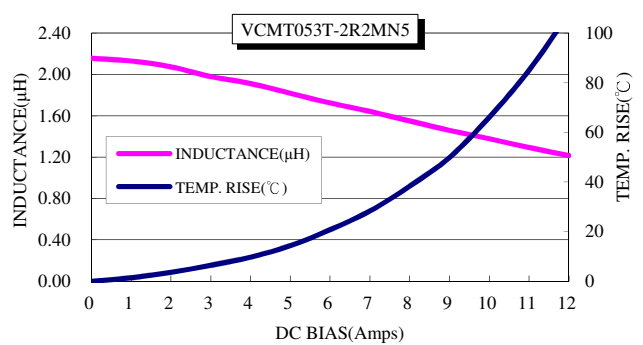
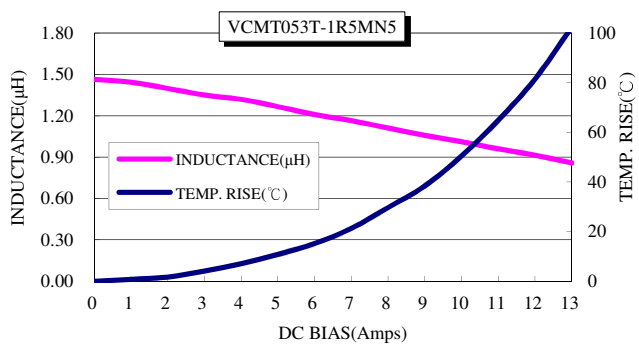
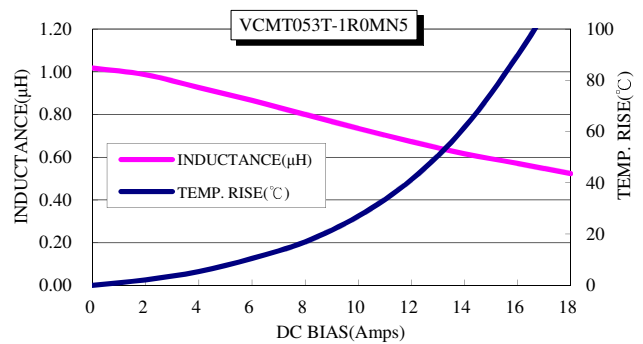
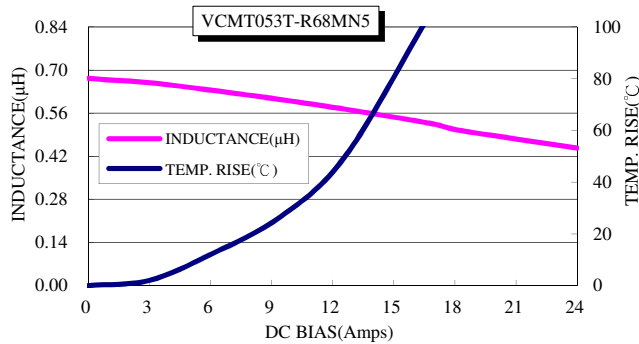
Note 8. : Cleaning Process Note

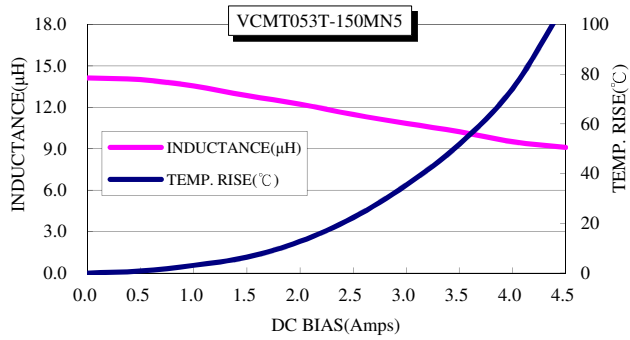
(a) If this power choke is dipped in the cleaning agent, such as toluene, xylene, ketone, and ether system, there is a possibility that the performance decreases greatly

(b) The high power ultrasonic washing may damage the choke body.

(c) Please contact us if you need the cleaning via the above agents or ultrasonic washing.

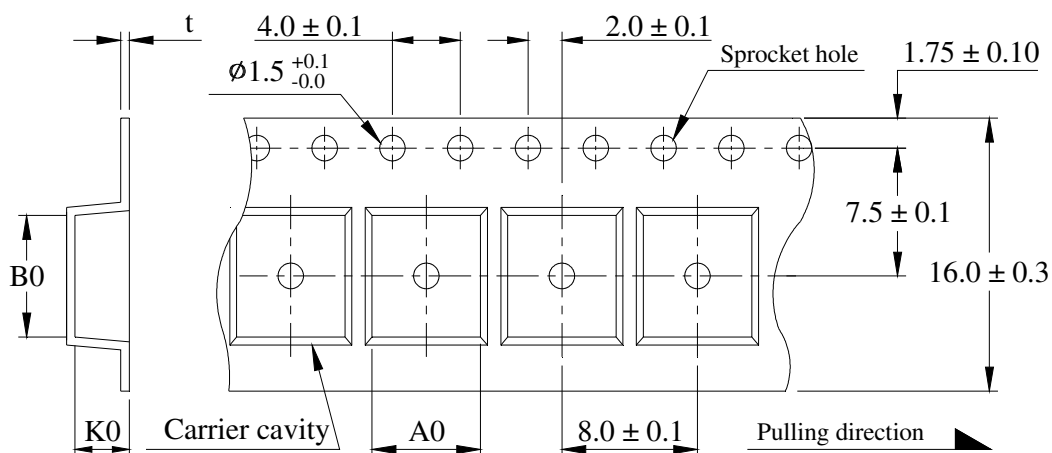
Current Characteristic





■ Packaging

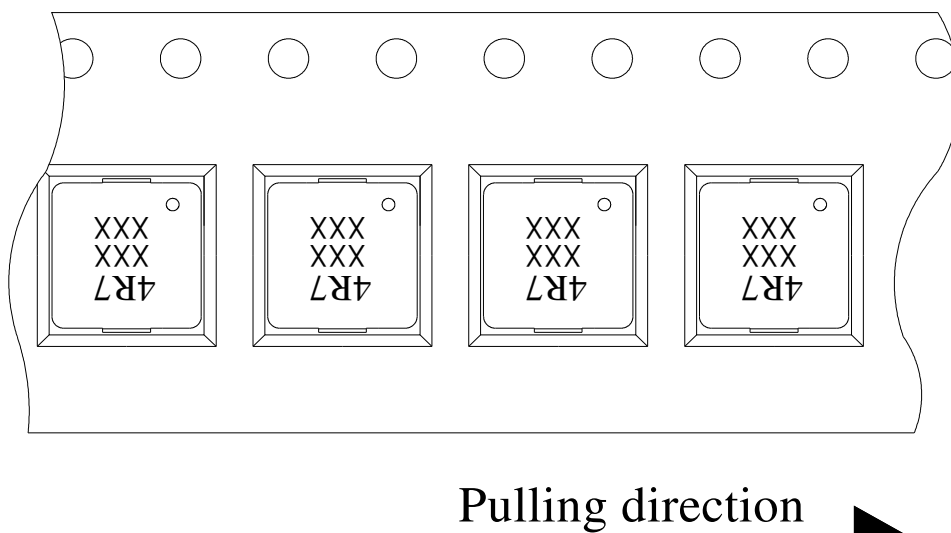
(1) Tape packaging dimensions



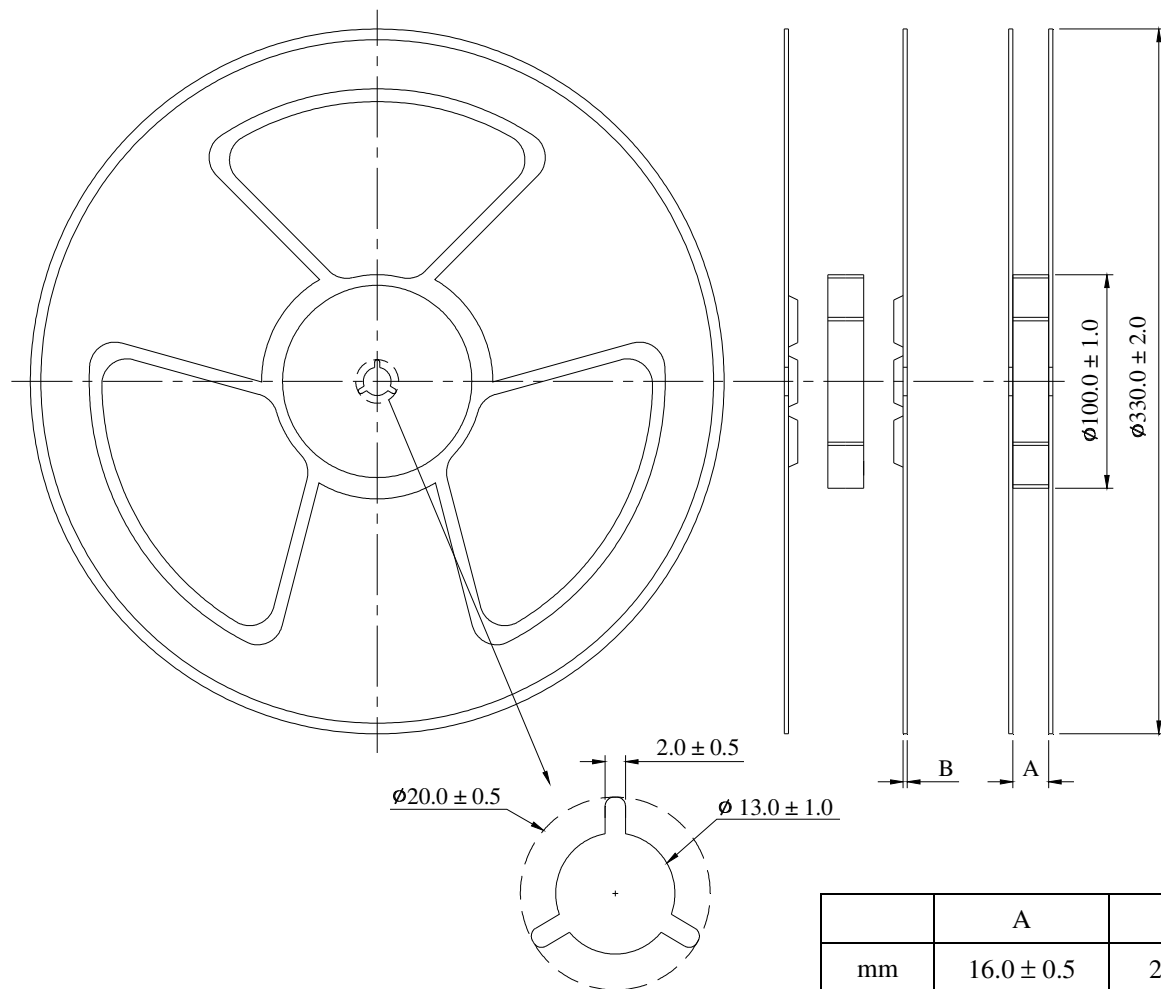
Dimensions Code (mm)				UNITS/REEL
A0	B0	K0	t	
5.75 ± 0.10	6.05 ± 0.10	3.6 ± 0.1	0.35 ± 0.05	2,000

(2) Tape Direction

The direction shall be seen from the top cover tape side.



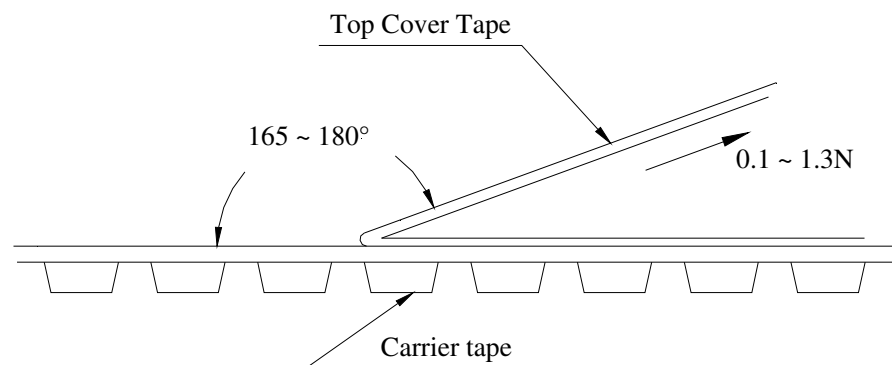
(3) Reel dimensions



(4) Peel force of top cover tape

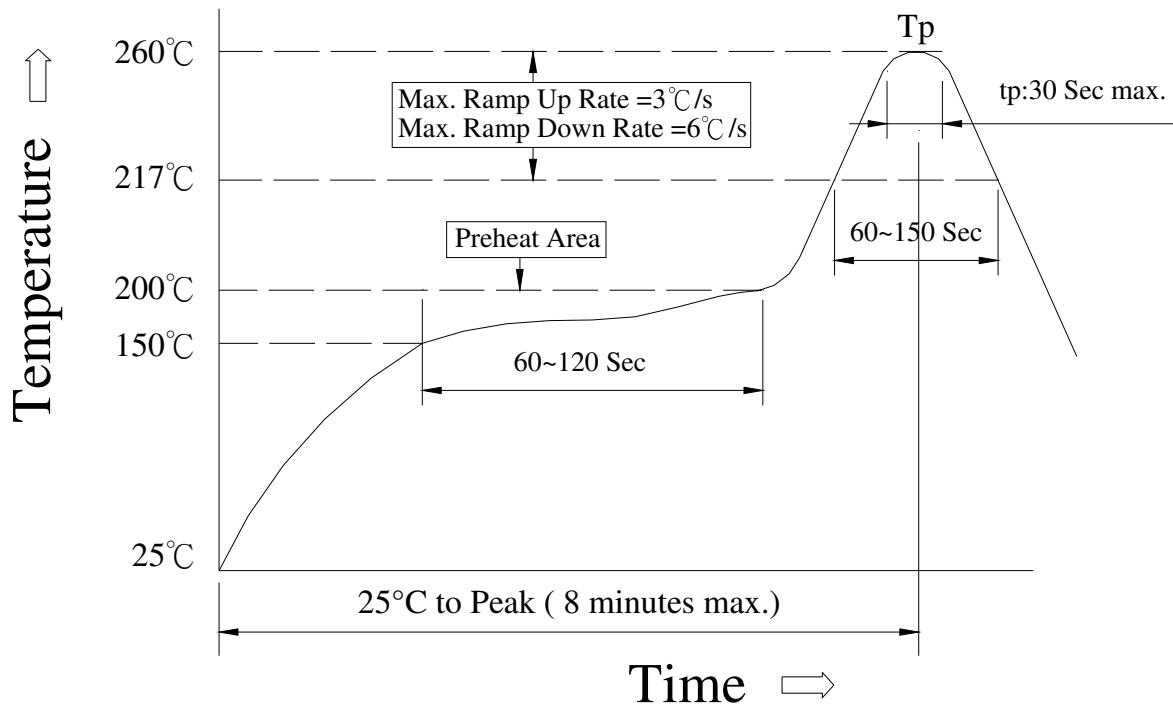
The peel speed shall be about 300 mm/minute

The peel force of top cover tape shall be between 0.1 to 1.3N



■ Reflow Profile

Power Choke Coil Type



(1) Reflow Soldering Method :

Reflow Soldering	Tp:255~260°C	Max.30 seconds (tp)
	217°C	60~150 seconds
Pre-Heat	150 ~ 200°C	60~120 seconds
Time 25°C to peak temperature	8 minutes max.	

(2) Soldering iron Method : 350± 5°C max.3 seconds

Looking for pricing, stock, or lifecycle information?

Click below to explore more details on WIN SOURCE:

- ⊖ [View VFHR1111C-3BY2A-TR on WIN SOURCE](#)
- ⊖ [Stanley Electric Co Information](#)

Optimize Your Supply Chain with WIN SOURCE Solutions

- ✓ Global Sourcing Solution
- ✓ Obsolete Management
- ✓ Cost Control Management
- ✓ Shortage Management
- ✓ Alternative Solution
- ✓ Excess Inventory Management