

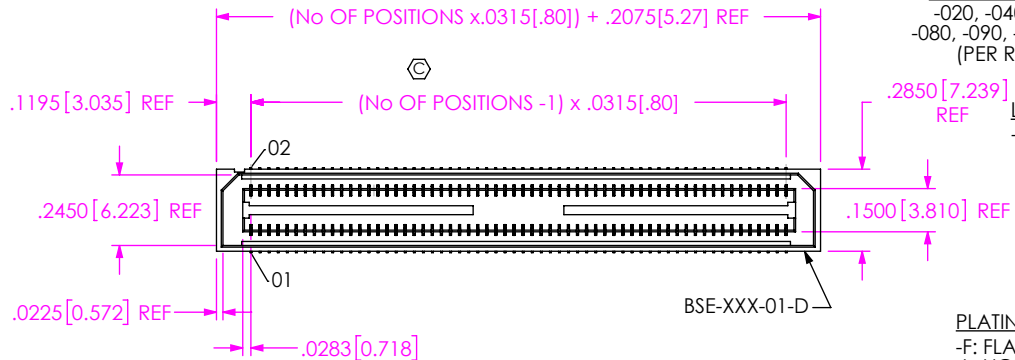


THE DATASHEET OF BLUENRG-M0L



DO NOT SCALE FROM THIS PRINT

FIG 1
BSE-060-01-X-D-LC SHOWN



BSE-XXX-01-X-D-XX-XX

No OF POSITIONS
-020, -040, -060,
-080, -090, -100, -120
(PER ROW)

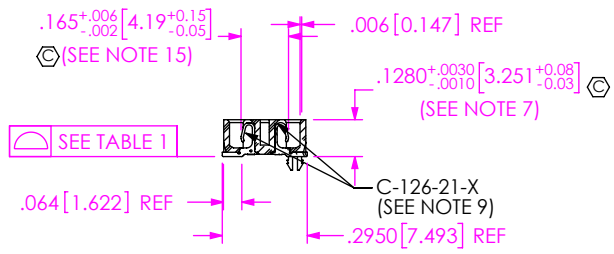
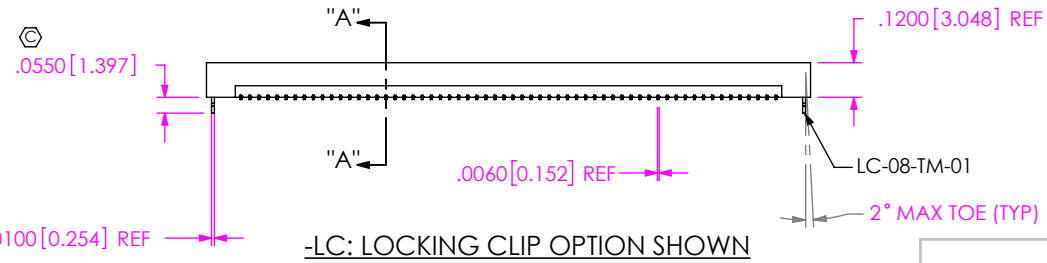
LEAD STYLE
-01: .1280 [3.25]

TAPE & REEL
BLANK: TUBES AND/OR TRAYS
(SEE NOTE 10)
-TR: TAPE & REEL (80 POS. MAX)
(SEE NOTE 13 & 14)
-FR: FULL REEL QTY. TAPE & REEL
(80 POS. MAX)(SEE NOTE 13 & 14)

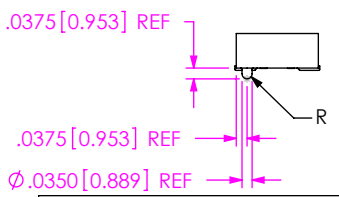
OPTION
-A: ALIGNMENT PINS
(USE BSE-XXX-01-D-A)
-LC: LOCKING CLIPS
(USE LC-08-TM-01)
-FL: FRICTION LOCK (SEE FIG 2)
(-020 THRU -100 POSITIONS ONLY)
(USE BSE-XXX-01-D-X-FL)

ROW SPECIFICATION
-D: DOUBLE (USE BSE-XXX-01-D-X)

PLATING SPECIFICATION
-F: FLASH SELECTIVE GOLD WITH MATTE TIN TAILS (SEE NOTE 6 & 9)
-L: LIGHT SELECTIVE GOLD WITH MATTE TIN TAILS (SEE NOTE 9)
-H: HEAVY GOLD WITH MATTE TIN TAILS (SEE NOTE 9)
-C: ELECTRO-POLISHED SELECTIVE (SEE NOTE 9)



SECTION "A"- "A"

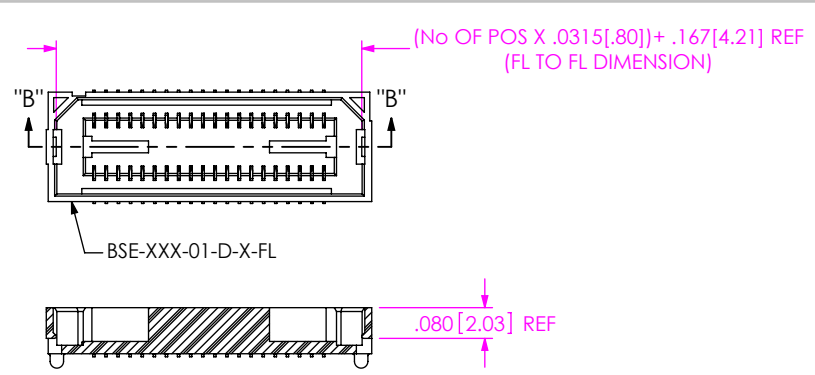


-A: ALIGNMENT PIN OPTION SHOWN
BSE-060-01-X-D-A SHOWN

| TABLE 1 | |
|----------------|-------------|
| NO OF POS | COPLANARITY |
| -020 THRU -080 | .004 [0.10] |
| -090 THRU -120 | .006 [0.15] |

NOTES:

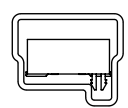
1. Ⓢ REPRESENTS A CRITICAL DIMENSION.
2. NOTE DELETED.
3. MAXIMUM BURR ALLOWANCE: .0015 [.038].
4. Ⓢ MINIMUM PUSHOUT FORCE: .5 LB.
5. NOTE DELETED.
6. -L PLATING MAY BE SUBSTITUTED FOR -F PLATING.
7. MAX VARIANCE: .002 [.05]
8. NOTE DELETED.
9. -90 THROUGH -120 POSITION PARTS USE C-269-11-X. DO NOT SUB C-126-XX-X OR C-224-01-X.
10. POSITIONS 20, 40, 60, 80, 120 ARE TRAY PACKAGED, POSITIONS 90 & 100 ARE TUBES PACKAGED.
11. NOTE DELETED.
12. NOTE DELETED.
13. ORDERS WILL BE PACKAGED ACCORDING TO THE SAMTEC PACKAGING EFFICIENCY STANDARDS (SPES) FOUND ON WWW.SAMTEC.COM
14. ATTACH LABEL -4X2 TO EACH REEL.
15. ANY CHANGES SHOULD ALSO BE APPLIED TO QSH, QSE, QSS, BSH, BSE, AND BSS.



SECTION "B"- "B"
SCALE 2 : 1

FIG 2
-FL OPTION
BSE-020-01-X-D-A-FL SHOWN
(SAME AS FIG 1, UNLESS OTHERWISE STATED)

PACKAGING VIEW
90 & 100 POS ONLY



TUBE: PT-1-24-03-78
PLUG: TP-09

UNLESS OTHERWISE SPECIFIED,
DIMENSIONS ARE IN INCHES.
TOLERANCES ARE:
DECIMALS ANGLES
.XX: ±.01 [.25] 2°
.XXX: ±.005 [.13]
.XXXX: ±.0020 [.051]

PROPRIETARY NOTE
THIS DOCUMENT CONTAINS CONFIDENTIAL AND PROPRIETARY INFORMATION AND ALL DESIGN, MANUFACTURING, REPRODUCTION, USE, PATENT RIGHTS AND SALES RIGHTS ARE EXPRESSLY RESERVED BY SAMTEC, INC. THIS DOCUMENT SHALL NOT BE DISCLOSED, IN WHOLE OR PART, TO ANY UNAUTHORIZED PERSON OR ENTITY NOR REPRODUCED, TRANSFERRED OR INCORPORATED IN ANY OTHER PROJECT IN ANY MANNER WITHOUT THE EXPRESS WRITTEN CONSENT OF SAMTEC, INC.

MATERIAL: DO NOT SCALE DRAWING SHEET SCALE: 1.5:1
INSULATOR: BLACK LCP
FLAMMABILITY RATING: UL94VO
SOCKET: PHOS BRONZE





520 PARK EAST BLVD, NEW ALBANY, IN 47150
PHONE: 812-944-6733 FAX: 812-944-5047
e-Mail: info@SAMTEC.com code: 55322

DESCRIPTION:
.8mm DOUBLE ROW SOCKET ASSEMBLY
DWG. NO.
BSE-XXX-01-X-D-XX-XX
BY: DEAN P 05/24/1999 SHEET 1 OF 1

Looking for pricing, stock, or lifecycle information?

Click below to explore more details on WIN SOURCE:

-  [View BLUENRG-M0L on WIN SOURCE](#)
-  [STMicroelectronics Information](#)

Optimize Your Supply Chain with WIN SOURCE Solutions

-  Global Sourcing Solution
-  Obsolete Management
-  Cost Control Management
-  Shortage Management
-  Alternative Solution
-  Excess Inventory Management