



**THE DATASHEET OF
A3983SLPTR**



Features

- Frequency range : 32.768 kHz
- SMD : Ceramic package
- External dimensions (mm)
L : 2.0 x W : 1.2 x H : 0.6
- RoHS compliant & Pb free

Applications

- Small mobile devices
- Communication devices
- Consumer products

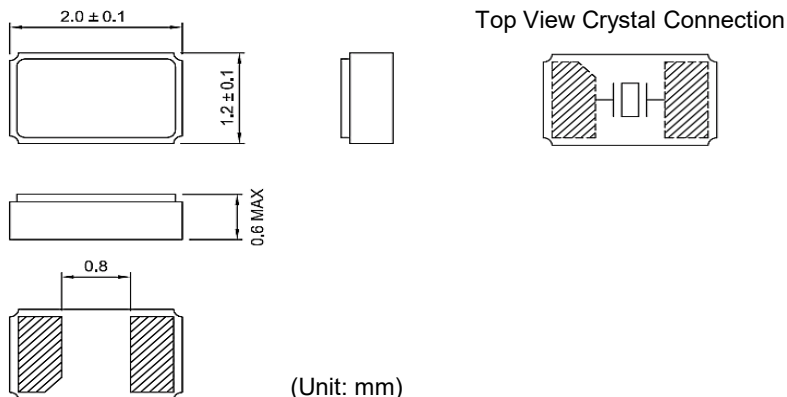
Electrical Characteristics

Item	Symbol	9HT11	Conditions
Nominal Frequency	f_0	32.768 kHz	
Frequency Tolerance	$\Delta f/f_0$	$\pm 10\text{ppm}$, $\pm 20\text{ppm}$, $\pm 30\text{ppm}$, $\pm 50\text{ppm}$	at 25°C, Note [1]
Load Capacitance	C_L	4pF, 6pF, 7pF, 9pF, 12.5pF	
Operating Temperature Range	T_{OTR}	-40°C ~ +85°C	
Storage Temperature Range	T_{STR}	-55°C ~ +125°C	
Turnover Temperature	T_M	25°C \pm 5°C	
Temperature Coefficient	β	-0.04 ppm/°C ² Max.	
Motional Capacitance	C_1	6.5 fF Typ.	
Motional Resistance (ESR)	R_1	90 kΩ Max.	at 25°C
Drive Level	D_L	0.1μW Typ. / 0.5μW Max.	
Aging	$\Delta f/f_0$	± 3 ppm Max.	at 25°C \pm 3°C, first year
Shunt Capacitance	C_0	1.3 pF Typ.	

Notes:

[1] Frequency Tolerance ($\Delta f/f_0$) +/-10ppm for Load Capacitance (C_L) 9pF, 12.5pF only.

Dimensions



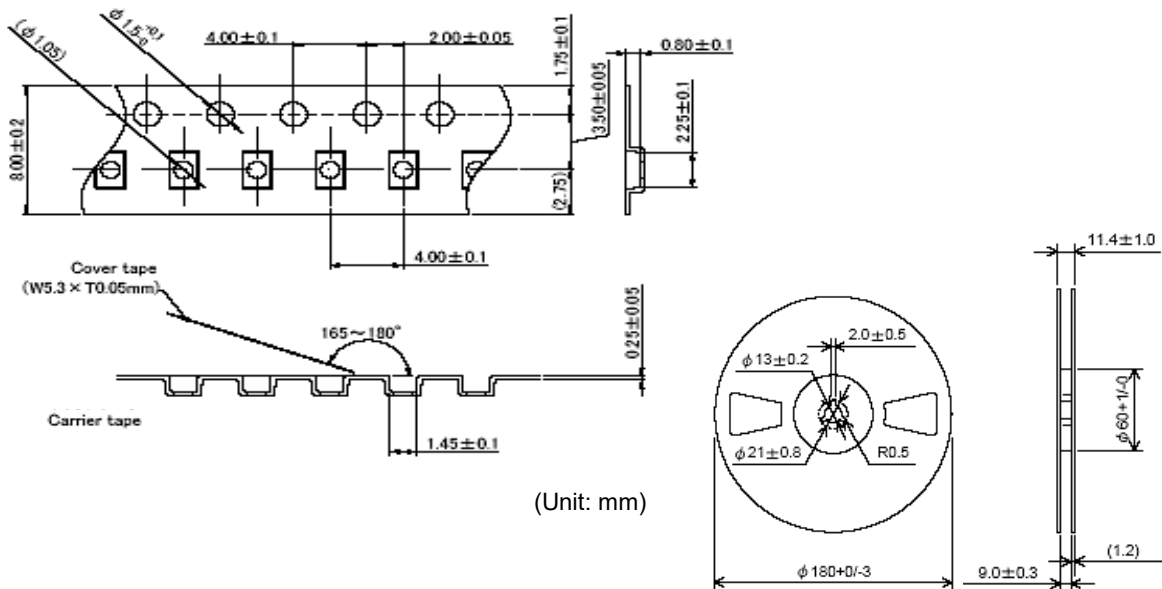
Ordering Information

9HT11 - 32.768K D Z F - T

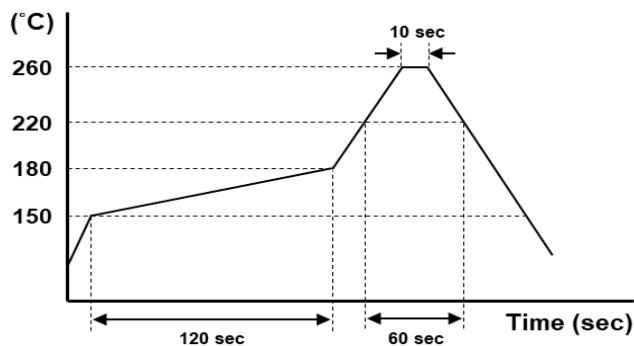
Frequency Tolerance (at 25°C)		Packaging Method	
B	± 50 ppm	T	Tape & Reel
A	± 30 ppm		
D	± 20 ppm		
E	± 10 ppm		

Frequency Stability (over Temp.)		Load Capacitance	
Z	Standard for kHz	A	4 pF
		B	6 pF
		Y	7 pF
		C	9 pF
		F	12.5 pF

Packing



Reflow Profile



Total time : Max. 200 sec.
 Solder melting point : 220°C

Looking for pricing, stock, or lifecycle information?

Click below to explore more details on WIN SOURCE:

- ⊖ [View A3983SLPTR on WIN SOURCE](#)
- ⊖ [Allegro MicroSystems, LLC Information](#)

Optimize Your Supply Chain with WIN SOURCE Solutions

- ✓ Global Sourcing Solution
- ✓ Obsolete Management
- ✓ Cost Control Management
- ✓ Shortage Management
- ✓ Alternative Solution
- ✓ Excess Inventory Management