



THE DATASHEET OF MSSR-16H



1. Style:

This specification describes "7.4X7.4 size of Mini Rotary Dip Switch" which is M series.

1.1 Operating / Storage Temperature Range : -60°C ~ +125°C

2. Rating:

2.1 None-Switching : 400 mA, DC 42V

2.2 Switching : 100 mA, DC 42V

3. Type of Actuation : Rotating

4. Electrical Characteristics

| ITEM | DESCRIPTION | TEST CONDITIONS | REQUIREMENTS |
|------|---------------------------------|------------------------------------------------------------------------------------------------------------------------------------------------------------------|--------------------------------------------------------------------------|
| 4-1 | Visual Examination | By visual examination check without any out pressure & testing. | There shall be no defects that affect the serviceability of the product. |
| 4-2 | Contact Resistance | ① To be measured between the two terminals associated with each switch pole. ② Measurements shall be made with a 1kHz shall current contact resistance meter. | 80mΩ max. (initial) |
| 4-3 | Insulation Resistance | 250V DC | 100 MΩ min. |
| 4-4 | Dielectric withstanding Voltage | 250V AC(50Hz or 60Hz)shall be applied between all the adjacent terminal and between the terminal and the frame for 1 minute. | There shall be no breakdown or flashover. |

5. Mechanical Characteristics

| ITEM | DESCRIPTION | TEST CONDITIONS | REQUIREMENTS |
|------|-----------------|--------------------------------------------------------------------------------------------------------------------------------------------------|----------------------------------------------------------------------------------------|
| 5-1 | Operation Force | Operating direction shall be clockwise or counter clockwise direction | 250gf·cm max |
| 5-2 | Operation Life | Measurements shall be made following the test set forth below: 1)Rate of operation: 15~20 cycles/ minute 2)Step of operation: 25,000 steps | 1)As shown in item 4-3,4-4 2)Contact Resistance: 200mΩ max 3)Final-after test |

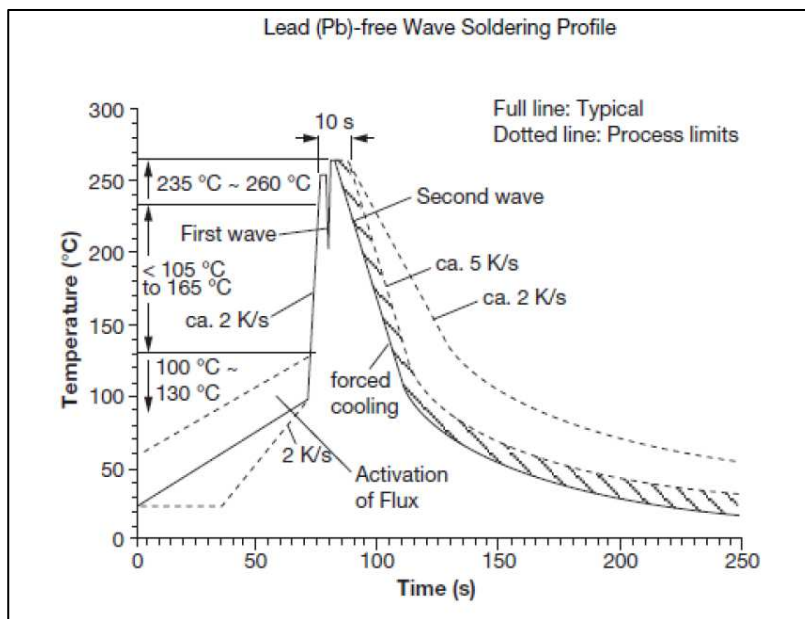
6. Environmental Characteristics

| ITEM | DESCRIPTION | TEST CONDITIONS | REQUIREMENTS |
|------|-----------------------------|------------------------------------------------------------------------------------------------------------------------------------------------------------------------------------------------------------------------------------|------------------------------------------------------------------------------------------------------------|
| 6-1 | Resistance Low Temperature | Following the test set forth below the sample shall be left in normal temperature and humidity conditions for an hour before measurements are made: 1)Temperature: -60°C ±3°C 2)Time: 96 hours | 1)As shown in item 4-3, 4-4, 5-1 2)Contact Resistance: 200mΩ max |
| 6-2 | Resistance High Temperature | Following the test set forth below the sample shall be left in normal temperature and humidity conditions for an hour before measurements are made: 1)Temperature: 125°C ±2°C 2)Time: 96 hours | 1)As shown in item 4-3, 4-4, 5-1 2)Contact Resistance: 200mΩ max |
| 6-3 | Resistance Humidity | Following the test set forth below the sample shall be left in normal temperature and humidity conditions for an hour before measurements are made: 1)Temperature: 40°C ±2°C 2)Relative humidity: 90~95% 3)Time: 96 hours | 1)As shown in item 4-4, 5-1 2)Contact Resistance: 200mΩ max 3)Insulation Resistance: 10 MΩ min |

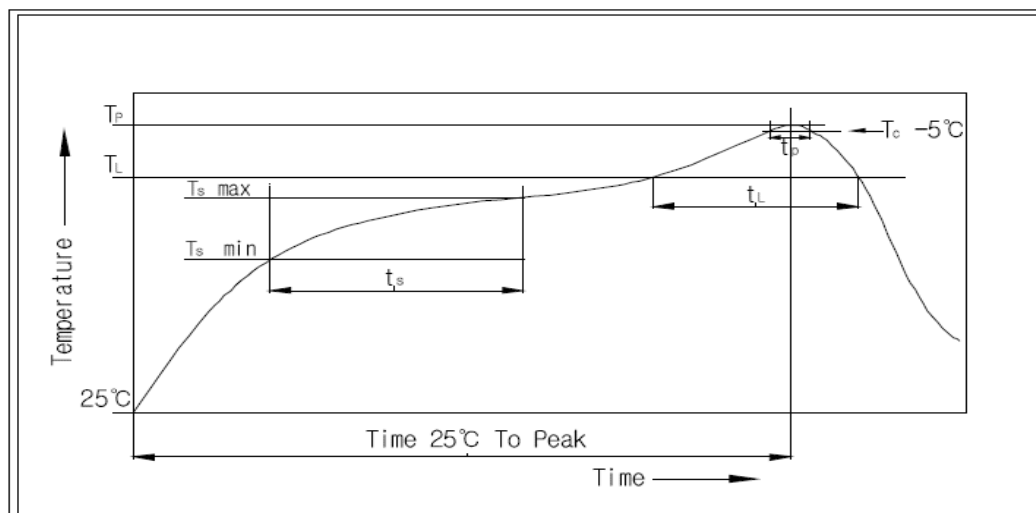
7. This item is "RoHS" Compliant

8. Manual Soldering : Max 350°C, 3 sec.

9. Wave Soldering Conditions:



10. Reflow Soldering Conditions: (SMD type only)





10-1 Condition for Soldering

| Profile Feature | Pb-Free Assembly |
|------------------------------------------------------------------------------------------------|---------------------------------|
| Average Ramp-UP Rate(Ts max to TP) | 3°C/second max |
| Preheat - Temperature Min(Ts min) - Temperature Max(Ts max) - Time (ts min to ts max) | 150°C 200°C 60-180seconds |
| Time maintained above: - Temperature (TL) - Time (tL) | 217°C 60-150seconds |
| Peak/Classification Temperature(TP) | 260°C +0°C/ -5°C |
| Time within 5°C of actual Peak Temperature(TP) | Min 30 seconds |
| Ramp-Down Rate | 6°C/sec max |
| Time 25°C to Peak Temperature | 8 minutes max |

Looking for pricing, stock, or lifecycle information?

Click below to explore more details on WIN SOURCE:

-  [View MSSR-16H on WIN SOURCE](#)
-  [SUNGMUN ELECTRONICS](#) Information

Optimize Your Supply Chain with WIN SOURCE Solutions

-  Global Sourcing Solution
-  Obsolete Management
-  Cost Control Management
-  Shortage Management
-  Alternative Solution
-  Excess Inventory Management