



**THE DATASHEET OF
U5354-000005-200PA**





Main

Range of Product	Telemecanique Pressure sensors XM
Product or Component Type	Electromechanical pressure sensor
Pressure sensor type	Electromechanical pressure sensor
Device short name	XMLA
Pressure Rating	14.50 psi (1 bar)
Controlled fluid	Air 32...320 °F (0...160 °C) Hydraulic oil 32...320 °F (0...160 °C)
Fluid connection type	G 1/4 (female) ISO 228
Electrical connection	Screw-clamps terminals, 1 x 0.5...2 x 2.5 mm ² 1 connector Pg 13
AWG Gauge	AWG 20...AWG 14
Cable entry	Cable gland 0.35...0.51 in (9...13 mm)
Contacts type and composition	1 C/O
Product Specific Application	-
Pressure switch type of operation	Detection of 1 single threshold
Electrical circuit type	Control circuit
Scale type	Fixed differential
Local display	With
Adjustable range of switching point on rising pressure	0.44...14.50 psi (0.03...1 bar)
Adjustable range of switching point on falling pressure	0.15...13.92 psi (0.01...0.96 bar)
Maximum permissible accidental pressure	32.63 psi (2.25 bar)
Destruction pressure	65.27 psi (4.5 bar)
Pressure actuator	Diaphragm
Materials in contact with fluid	Steel FPM, FKM 304L stainless steel
Enclosure Material	Zinc alloy
Line Rated Current	3 A, B300, AC-15 (Ue = 120 V)EN/IEC 60947-5-1 1.5 A, B300, AC-15 (Ue = 240 V)EN/IEC 60947-5-1 0.1 A, R300, DC-13 (Ue = 250 V)EN/IEC 60947-5-1

Complementary

Natural differential at low setting	0.29 psi (0.02 bar) +/- 0.01 bar)
Natural differential at high setting	0.58 psi (0.04 bar) +/- 0.01 bar)
Maximum permissible pressure - per cycle	18.13 psi (1.25 bar)
Terminal block type	4 terminals
Maximum operating rate	120 cyc/mn
Repeat accuracy	2 %
[Ui] rated insulation voltage	300 V UL 508 500 V EN/IEC 60947-1 300 V CSA C22.2 No 14
[Uimp] rated impulse withstand voltage	6 kV EN/IEC 60947-1

The information provided in this documentation contains general descriptions and/or technical characteristics of the performance of the products contained herein. This documentation is not intended as a substitute for and is not to be used for determining suitability or reliability of these products for specific user applications. It is the duty of any such user or integrator to perform the appropriate and complete risk analysis, evaluation and testing of the products with respect to the relevant specific application or use thereof. Neither Schneider Electric Industries SAS nor any of its affiliates or subsidiaries shall be responsible or liable for misuse of the information contained herein.

Auxiliary contacts operation	Snap action
Contacts material	Silver contacts
Maximum resistance across terminals	25 MOhm IEC 255-7 category 3 25 mOhm NF C 93-050 method A
Short-circuit protection	10 A cartridge fuse gG (gl)
Mechanical durability	4000000 cycles
Setting	External
Height	6.38 in (162 mm)
Depth	4.33 in (110 mm)
Width	4.33 in (110 mm)
Net Weight	5.63 lb(US) (2.555 kg)

Environment

Standards	UL 508 CSA C22.2 No 14 EN/IEC 60947-5-1 CE
Product Certifications	UL BV CCC EAC LROS (Lloyds register of shipping) CSA
Protective treatment	TC standard version
Ambient Air Temperature for Operation	-13...158 °F (-25...70 °C)
Ambient Air Temperature for Storage	-40...158 °F (-40...70 °C)
Operating position	Any position
Vibration resistance	2 gn 30...500 Hz)IEC 60068-2-6
Shock resistance	30 gn IEC 60068-2-27
Electrical shock protection class	Class I IEC 1140 Class I IEC 536 Class I NF C 20-030
IP degree of protection	IP66 conforming to EN/IEC 60529

Ordering and shipping details

Category	22661-XMLA,B,C,D PRESSURE SWITCHES
Discount Schedule	DS2
GTIN	3389110746716
Nbr. of units in pkg.	1
Package weight(Lbs)	5.30 lb(US) (2.406 kg)
Returnability	No
Country of origin	CZ

Packing Units

Unit Type of Package 1	PCE
Package 1 Height	6.38 in (16.2 cm)
Package 1 width	6.22 in (15.8 cm)
Package 1 Length	6.14 in (15.6 cm)
Unit Type of Package 2	S06
Number of Units in Package 2	24
Package 2 Weight	155.86 lb(US) (70.696 kg)
Package 2 Height	28.94 in (73.5 cm)
Package 2 width	23.62 in (60 cm)
Package 2 Length	31.50 in (80 cm)

Offer Sustainability

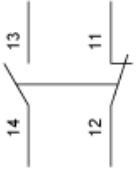
Sustainable offer status	Green Premium product
California proposition 65	WARNING: This product can expose you to chemicals including: Diisononyl phthalate (DINP), which is known to the State of California to cause cancer, and Di-isodecyl phthalate (DIDP), which is known to the State of California to cause birth defects or other reproductive harm. For more information go to www.P65Warnings.ca.gov
REACH Regulation	REACH Declaration
EU RoHS Directive	Pro-active compliance (Product out of EU RoHS legal scope) EU RoHS Declaration
Mercury free	Yes
RoHS exemption information	Yes
Environmental Disclosure	Product Environmental Profile

Contractual warranty

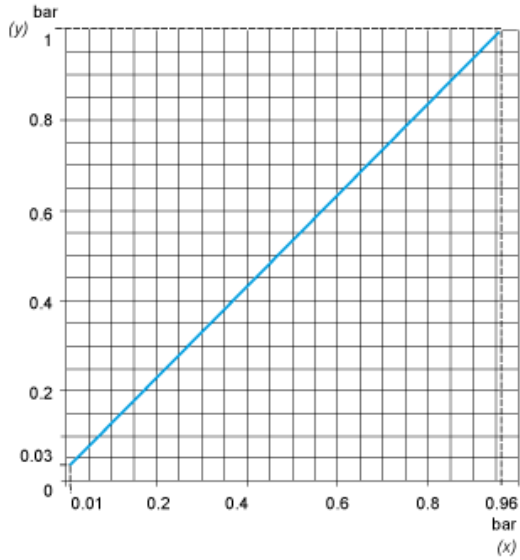
Warranty	18 months
----------	-----------

Wiring Diagram

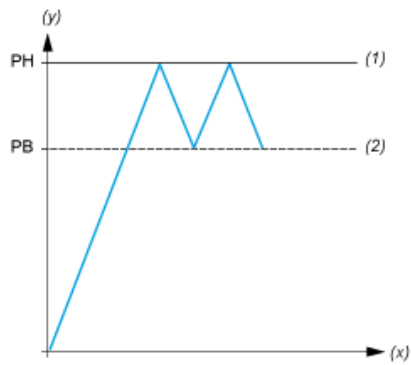
Terminal Model



Operating Curves





(y) Rising pressure
(x) Falling pressure



(y) Pressure
(x) Time
(1) Adjustable value
(2) Non adjustable value
PH : High point
PB : Below point

Looking for pricing, stock, or lifecycle information?

Click below to explore more details on WIN SOURCE:

-  [View U5354-000005-200PA on WIN SOURCE](#)
-  [TE Connectivity Information](#)

Optimize Your Supply Chain with WIN SOURCE Solutions

-  Global Sourcing Solution
-  Obsolete Management
-  Cost Control Management
-  Shortage Management
-  Alternative Solution
-  Excess Inventory Management