



**THE DATASHEET OF**  
**2700132**



# XU2S18PP340WL5

Safety thru beam pair photo electric sensors,  
Preventa Safety detection, security light curtain  
XU2 S, of body, 750...1200 mm, 12...24 V



## Main

Range of Product	Telemecanique Safety light curtains XUSL
Product or Component Type	Safety thru-beam pair photo-electric sensors
Device short name	XU2S
Output type	1 safety outputs OSSD PNP
[Sn] nominal sensing distance	26.25 ft (8 m)

## Complementary

Detection system	Transmitter-receiver system
[Us] rated supply voltage	12...24 V DC 10...30 V reverse polarity protection
Current consumption	<= 35 mA no-load
Maximum voltage drop	<1.5 V closed)
Switching capacity in mA	<= 100 mA overload and short-circuit protection)
Switching frequency	500 Hz maximum
Electrical connection	Pre-cabled
Line of sight type	90° to case axis
Maximum delay response	1 ms
Maximum delay recovery	1 ms
Cable outer diameter	0.20 in (5 mm)
Cable length	16.40 ft (5 m)
Cable composition	3 x 0.34 mm <sup>2</sup> transmitter 4 x 0.34 mm <sup>2</sup> receiver
Tightening torque	212.42 lbf.in (24 N.m) fixing nut
Function available	Built-in muting function Light or dark programmable switching
Marking	CE
Material	Nickel plated brass case PMMA (polymethyl methacrylate) lenses
Net Weight	1.07 lb(US) (0.485 kg)

## Environment

Standards	EN/IEC 60825-1 EN/IEC 61496-2 EN/IEC 61496-1
Safety level	Can reach PL = c associated with module XPSCM correctly wired EN/ISO 13849-1 Can reach category 2 associated with module XPSCM correctly wired EN/ISO 13849-1 Type 2 IEC 61496-1-2
Ambient air temperature for operation	-13...131 °F (-25...55 °C)
Safety reliability data	PFH = 5.5E-7 1/h with muting function IEC 61508 PFH = 4.6E-7 1/h IEC 61508
Ambient Air Temperature for Storage	-40...158 °F (-40...70 °C)

The information provided in this documentation contains general descriptions and/or technical characteristics of the performance of the products contained herein. This documentation is not intended as a substitute for and is not to be used for determining suitability or reliability of these products for specific user applications. It is the duty of any such user or integrator to perform the appropriate and complete risk analysis, evaluation and testing of the products with respect to the relevant specific application or use thereof. Neither Schneider Electric Industries SAS nor any of its affiliates or subsidiaries shall be responsible or liable for misuse of the information contained herein.

IP degree of protection	IP67 conforming to EN/IEC 60529
Shock resistance	30 gn 3 axes : 3 times EN/IEC 60068-2-27
Vibration resistance	7 gn 10...55 Hz)EN/IEC 60068-2-6

## Ordering and shipping details

Category	22477 - SAFETY MODULES (PREVENTA)
Discount Schedule	SAF2
GTIN	3389110106190
Nbr. of units in pkg.	1
Package weight(Lbs)	15.27 oz (433 g)
Returnability	No
Country of origin	FR

## Packing Units

Unit Type of Package 1	PCE
Package 1 Height	2.60 in (6.6 cm)
Package 1 width	3.70 in (9.4 cm)
Package 1 Length	5.12 in (13 cm)
Unit Type of Package 2	S02
Number of Units in Package 2	14
Package 2 Weight	14.37 lb(US) (6.517 kg)
Package 2 Height	5.91 in (15 cm)
Package 2 width	11.81 in (30 cm)
Package 2 Length	15.75 in (40 cm)

## Offer Sustainability

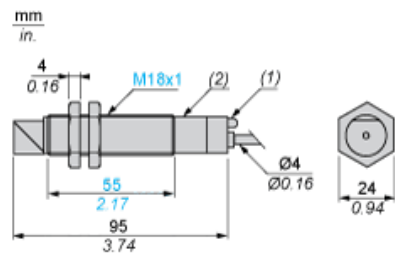
Sustainable offer status	Green Premium product
California proposition 65	WARNING: This product can expose you to chemicals including: Diisononyl phthalate (DINP), which is known to the State of California to cause cancer, and Di-isodecyl phthalate (DIDP), which is known to the State of California to cause birth defects or other reproductive harm. For more information go to <a href="http://www.P65Warnings.ca.gov">www.P65Warnings.ca.gov</a>
REACH Regulation	<a href="#">REACH Declaration</a>
EU RoHS Directive	Pro-active compliance (Product out of EU RoHS legal scope) <a href="#">EU RoHS Declaration</a>
Mercury free	Yes
RoHS exemption information	<a href="#">Yes</a>
Environmental Disclosure	<a href="#">Product Environmental Profile</a>
Circularity Profile	<a href="#">End Of Life Information</a>

## Contractual warranty

Warranty	18 months
----------	-----------

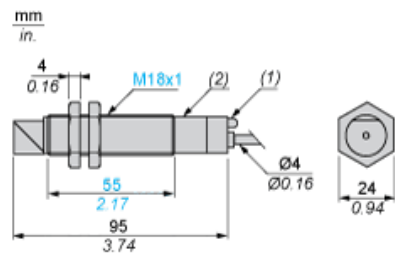
Dimensions

Receiver



- (1) LED
- (2) Potentiometer

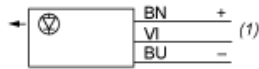
Transmitter



- (1) LED
- (2) Potentiometer

## Wiring Schemes (3-wire DC)

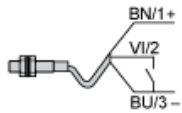
### Transmitter



BU : Blue  
BN : Brown  
VI : Violet  
(1) Test

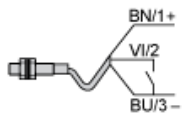
### Beam Break Test

Beam Made



BU : Blue  
BN : Brown  
VI : Violet

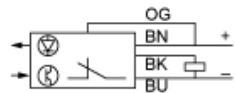
Beam Broken



BU : Blue  
BN : Brown  
VI : Violet

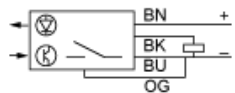
### Receiver

Light switching (no object present). PNP output



BN : Brown  
BU : Blue  
BK : Black  
OG : Orange

Dark switching (no object present). PNP output



BN : Brown  
BU : Blue  
BK : Black  
OG : Orange

## Connecting to a Safety Module

**Discover**  
**XU2S18PP340D by**

- Characteristics
- Dimensions Drawings
- Connections and Schema
- Performance Curves
- **Download & Documents**

①

**Download & Documents 1 to 8 of 8**

**CAD**

Preventa - Photo-electric sensors - Thru beam, pair - Ref. XU2S18PP340D	SILENT 2015-07-21	(Se ▼)
Preventa - Photo-electric sensors - Thru beam, pair - Ref. XU2S18PP340D	SILENT 2009-10-23	(Se ▼)

**Instruction sheet**

XU2S18... Cylindrical photo-electric sensor design 18	English 2015-07-21	pdf ▼
---	--------------------	-------

**Product environmental**

XUB... XU1... to XU9... Photoelectric Sensor, Product Environmental profile	English 2012-03-19	pdf ▼
---	--------------------	-------

**End of life manual**

XUB... and XU1... to XU9... Photoelectric Sensors, Product End-of-life Instructions	English 2012-02-20	pdf ▼
---	--------------------	-------

**System user guide**

Connecting to a monitoring device XU2S	English 2015-06-08	pdf ▼
--	--------------------	-------

**Catalog**

Safety light curtains Preventa XUSL	English 2015-05-18	pdf ▼
-------------------------------------	--------------------	-------

**Image of product**

Security light curtain XU2S	SILENT 2015-07-21	(Se ▼)
-----------------------------	-------------------	--------

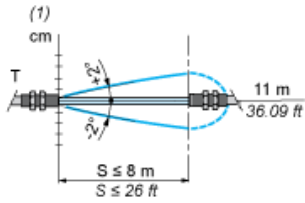
②

- 1 : Click on Download & Documents
- 2 : Click on System user guide

To have all connection schematics concerning our safety module, select "download and document" and download the file "Connecting to a monitoring device XU2S"

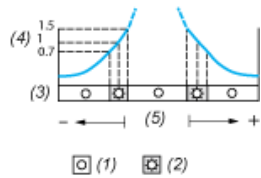
Curves

Infrared Detection Curve



(1)  $\varnothing$  of beam


Verification of Correct Operation



- (1) LED off
- (2) LED on
- (3) Red LED
- (4) Signal level
- (5) Optimum alignment

## Looking for pricing, stock, or lifecycle information?

Click below to explore more details on WIN SOURCE:

 [View 2700132 on WIN SOURCE](#)

 [Phoenix Contact Information](#)

## Optimize Your Supply Chain with WIN SOURCE Solutions

-  Global Sourcing Solution
-  Obsolete Management
-  Cost Control Management
-  Shortage Management
-  Alternative Solution
-  Excess Inventory Management