



**THE DATASHEET OF
XCSDMR7902**



Product data sheet

Specifications



Wireless and batteryless transmitter, Harmony XB5R, push button, plastic, red, 22mm, spring return, marked O

ZB5RTA432

Product availability: Stock - Normally stocked in distribution facility

Main

Range of Product	Harmony XB5
Product or Component Type	Wireless and batteryless transmitter
Device short name	XB5R
Bezel material	Dark grey plastic
Fixing collar material	Plastic
Mounting diameter	0.9 in (22 mm)
Transmission frequency	2405 MHz
emission class	5M00G7W
Antenna type	Omnidirectional

Complementary

Shape of signaling unit head	Round
Type of operator	spring return push-button with transmitter
Operator profile	Red flush, O white)
Max power consumption in W	1 mW
Number of channels	16
Modulation technique	O-QPSK
Bandwidth	5 MHz
Antenna gain	0 dBi
Embedding Depth	1.7 in (42 mm)
CAD overall height	1.6 in (41.5 mm)
CAD overall width	1.2 in (30 mm)
CAD overall depth	1.7 in (43 mm)
Product Weight	0.099 lb(US) (0.045 kg)
Operating travel	0.2 in (4.3 mm) total travel)
Operating force	10 N C/O changing electrical state
Mechanical robustness	Free fall resistance 1000 mm IEC 60068-2-32
Standards	CSA C22.2 No 14 IEC 60947-1 IEC 60947-5-1 UL 508

Price is "List Price" and may be subject to a trade discount – check with your local distributor or retailer for actual price.

Radio agreement	ANATEL ARIB T66 FCC ICASA RSS
Communication port protocol	Zigbee green power 2.4 GHz IEEE 802.15.4
Maximum sensing distance	328.08 ft (100 m) in free field 82.02 ft (25 m) transmitter in a plastic box type XAL D and receiver in a metal enclosure 984.3 ft (300 m) transmitter in box type XAL D, receiver in metal enclosure and use relay-antenna
Acquisition time	2 ms
Response time	< 2 ms
Emission Power	3 mW
Fixing mode	Fixing nut beneath head 17.7...21.2 lbf.in (2...2.4 N.m)
Station name	XALD 1...5 cut-outs XALK 2...5 cut-outs
Electrical composition code	PW1

Environment

Ambient Air Temperature for Storage	-40...158 °F (-40...70 °C)
Ambient Air Temperature for Operation	-40...158 °F (-40...70 °C)
Relative humidity	95 % -40...158 °F (-40...70 °C) without condensation
IP degree of protection	IP66 IEC 60529 front face) IP67 IEC 60529 front face) IP69 IEC 60529 front face) IP69K IEC 60529 front face)
IK degree of protection	IK03 conforming to IEC 50102
Mechanical durability	1000000 cycles
Shock resistance	25 gn 6 ms) 6000 shocks IEC 60068-2-27 30 gn 18 ms) half sine wave acceleration IEC 60068-2-27 50 gn 11 ms) half sine wave acceleration IEC 60068-2-27
Vibration resistance	5 gn (f= 11...500 Hz) conforming to IEC 60068-2-6 +/- 10 mm (f= 2...11 Hz) conforming to IEC 60068-2-6
Electromagnetic compatibility	Electrostatic discharge immunity test - test level: 8 kV (in free air (in insulating parts)) conforming to IEC 61000-4-2 Electrostatic discharge immunity test - test level: 4 kV (on contact (on metal parts)) conforming to IEC 61000-4-2 Susceptibility to electromagnetic fields - test level: 20 V/m (80...3000 MHz) conforming to IEC 61000-4-3 Susceptibility to electromagnetic fields - test level: 6 V/m (3000...6000 MHz, distance = 20 m) conforming to IEC 61000-4-3
Product Certifications	C-tick UL CSA GOST BT 2006/95/EC
Directives	1999/5/EC - R&TTE directive 2004/108/EC - electromagnetic compatibility

Ordering and shipping details

Category	US1000I22470
Discount Schedule	000I
GTIN	3606480334627

Returnability	Yes
----------------------	-----

Country of origin	FR
--------------------------	----

Packing Units

Unit Type of Package 1	PCE
-------------------------------	-----

Nbr. of units in pkg.	1
------------------------------	---

Package 1 Height	2.05 in (5.200 cm)
-------------------------	--------------------

Package 1 Width	1.30 in (3.300 cm)
------------------------	--------------------

Package 1 Length	3.39 in (8.600 cm)
-------------------------	--------------------

Package weight(Lbs)	1.376 oz (39.000 g)
----------------------------	---------------------

Unit Type of Package 2	S01
-------------------------------	-----

Number of Units in Package 2	25
-------------------------------------	----

Package 2 Height	5.91 in (15.000 cm)
-------------------------	---------------------

Package 2 Width	5.91 in (15.000 cm)
------------------------	---------------------

Package 2 Length	15.75 in (40.000 cm)
-------------------------	----------------------

Package 2 Weight	2.538 lb(US) (1.151 kg)
-------------------------	-------------------------

Contractual warranty

Warranty	18 months
-----------------	-----------



Environmental Data

Schneider Electric aims to achieve Net Zero status by 2050 through supply chain partnerships, lower impact materials, and circularity via our ongoing “Use Better, Use Longer, Use Again” campaign to extend product lifetimes and recyclability.

[Environmental Data explained >](#)

[How we assess product sustainability >](#)

Environmental footprint

Carbon footprint (kg CO2 eq, Total Life cycle)	1
--	---

Use Better

Materials and Substances

Packaging made with recycled cardboard	Yes
--	-----

Packaging without single use plastic	Yes
--------------------------------------	-----

[EU RoHS Directive](#)

Pro-active compliance (Product out of EU RoHS legal scope)

SCIP Number

E1d47e89-a4e1-4f33-a0c0-2fe5c9179aa4

California proposition 65

WARNING: This product can expose you to chemicals including: Lead and lead compounds, which is known to the State of California to cause cancer and birth defects or other reproductive harm. For more information go to www.P65Warnings.ca.gov


Use Again

Repack and remanufacture

Circularity Profile	End of Life Information
---------------------	---

Take-back	No
-----------	----

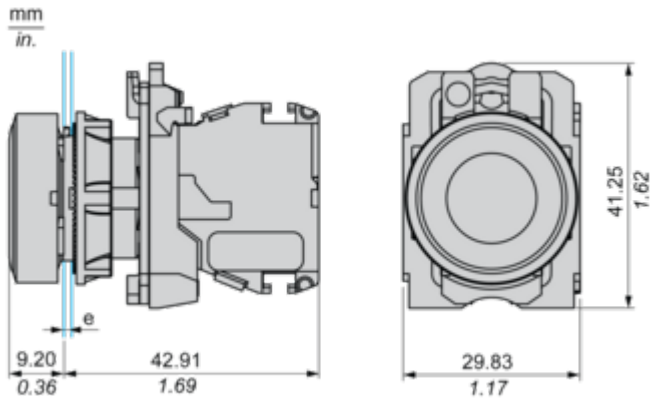
WEEE Label

 The product must be disposed on European Union markets following specific waste collection and never end up in rubbish bins.

Dimensions Drawings

Wireless and Batteryless Pushbutton - Transmitter

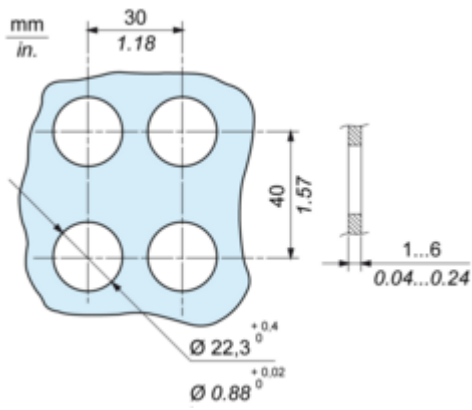
With Plastic Pushbutton without Cap



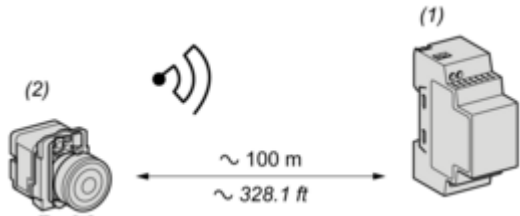
e: panel thickness 1 to 6 mm / 0.039 to 0.24 in.

Mounting and Clearance

Transmitter Mounting

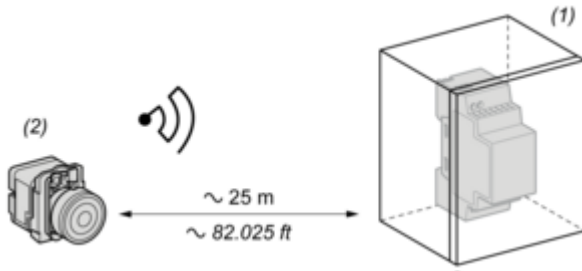


Transmitter Clearance in Free Field Unobstructed



- (1): Receiver
- (2): Transmitter

Transmitter Clearance in a Metal Enclosure



(1): Metal enclosure

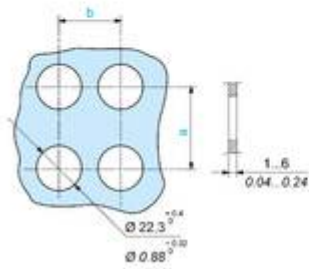
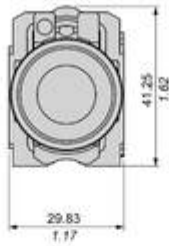
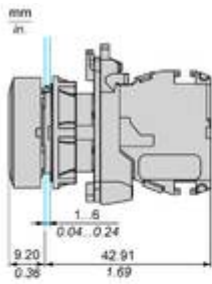
(2): Transmitter

The range is reduced if the transmitter is placed in a metal enclosure (reduction factor: approx 10%)

Glass window	10...20 %
Plaster wall	30...45 %
Brick wall	60 %
Concrete wall	70...80 %
Metal structure	50...100 %

Technical Illustration

Dimensions



		a (mm)	a (in.)	b (mm)	b (in.)
		40	1.57	30	1.18
ZBE.....	ZBV.....				
		45	1.77	32	1.26
ZBE.....3	ZBV.....3				
		40	1.57	30	1.18
ZBE.....1	ZBV.....4				
		50	1.97	30	1.18
ZBE.....5	ZBV.....5				
		40	1.57	30	1.18
ZBE.....9	ZBV.....9				
		40	1.57	30	1.18
ZBRT•	ZBRV1				

Image of product / Alternate images

Alternative







Looking for pricing, stock, or lifecycle information?

Click below to explore more details on WIN SOURCE:

 [View XCSDMR7902](#) on WIN SOURCE

 [Manufacturer](#) Information

Optimize Your Supply Chain with WIN SOURCE Solutions

-  Global Sourcing Solution
-  Obsolete Management
-  Cost Control Management
-  Shortage Management
-  Alternative Solution
-  Excess Inventory Management