


Metal Oxide Varistor : TVR Series



Disc Type Varistor for Surge Protection

■ Features

1. RoHS compliant
2. Halogen-free series are available
3. Body size: $\Phi 5 \sim \Phi 20\text{mm}$
4. Wide operating voltage range: 11Vac ~ 1000 Vac
5. Operating temperature range: $-40^{\circ}\text{C} \sim +105^{\circ}\text{C}$
Storage temperature range: $-40^{\circ}\text{C} \sim +125^{\circ}\text{C}$
6. Agency recognition: UL 1449 4th / cUL / TUV/ VDE/ CQC



■ Recommended Applications

1. Power supply
2. Home appliance
3. Industrial equipment
4. Telecommunication or telephone system
5. Smart meter
6. PLC (Power line communication)
7. Lighting products
8. Photovoltaic industry

■ Part Number Code

T	V	R	0	5	1	8	0	K	S						Y				
1	2	3	4	5	6	7	8	9	10	11	12	13	14	15	16				
Product Type		Body Size		Varistor Voltage($V_{1\text{mA}}$)			Tolerance of $V_{1\text{mA}}$		Packaging			Optional Suffix		Internal Control Code					
TVR	THINKING Varistor TVR Series		05 $\Phi 5\text{mm}$	07 $\Phi 7\text{mm}$	10 $\Phi 10\text{mm}$	14 $\Phi 14\text{mm}$	20 $\Phi 20\text{mm}$	180 $18 \times 10^0\text{V} = 18\text{V}$	241 $24 \times 10^1\text{V} = 240\text{V}$	102 $10 \times 10^2\text{V} = 1000\text{V}$	K $\pm 10\%$	AR Tape & reel packing (hole pitch: 12.7mm)	ER Tape & reel packing (hole pitch: 15.0mm)	AB Tape & ammo box packing (hole pitch: 12.7mm)	EB Tape & ammo box packing (hole pitch: 15.0mm)	C Bulk & cut lead (followed by the codes of 2 leaded length)	Blank Bulk	Y RoHS & HF Compliant	01~ZZ
Appearance																			
S	Straight lead, epoxy coating																		
F	Y kink lead, epoxy coating																		
T	L kink lead, epoxy coating																		

Note: Optional suffix will be the 11th digit if packaging and internal control codes are not coded.

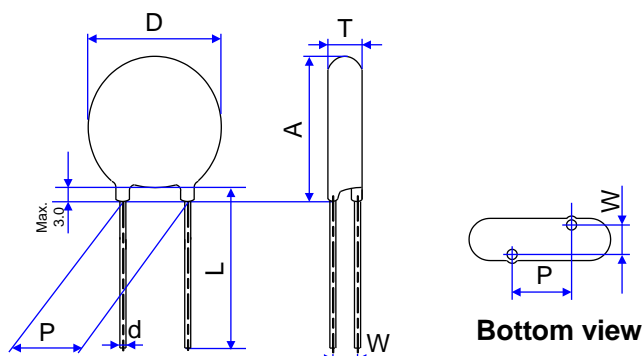
Metal Oxide Varistor : TVR Series



Disc Type Varistor for Surge Protection

Structures and Dimensions

S Type (Straight lead)



(Unit: mm)

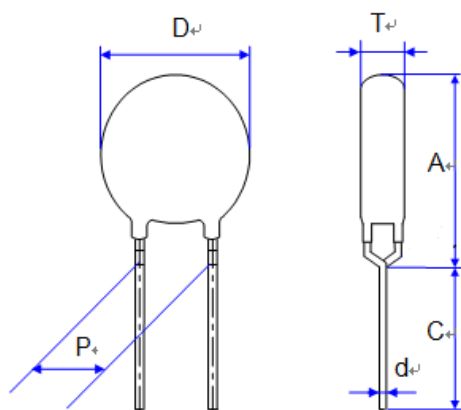
Series	D	Lmin.	d	P	Amax.	Tmax.	W
TVR05	5.0~7.0	26.5	0.6±0.02	5.0±0.5 (for TVR180-561) 5.0±1.0 (for TVR621-751)	9.0	Please refer to the Electrical Characteristics Table	
TVR07	6.5~9.0	26.5	0.6±0.02	5.0±0.5 (for TVR180-561) 5.0±1.0 (for TVR621-821)	11.0 (for TVR07180~621) 11.5 (for TVR07681~821)		
TVR10	9.5~12.5 9.5~13.5 (for TVR10182)	26.5	0.8±0.02	7.5±0.5 (for TVR10180-561) 7.5±1.0 (for TVR10621-182)	15.0 (for TVR10180-112) 15.5 (for TVR10122-182)		
TVR14	13.5~16.0	26.5	0.8±0.02	7.5±0.5 (for TVR14180-561) 7.5±1.0 (for TVR14621-182)	18.5 (for TVR14180-511) 19.0 (for TVR14561-182)		
TVR20	19.5~22.0	22.5	1.0±0.02	10±1	25.5 (for TVR20180-511) 26.0 (for TVR20561-112) 26.5 (for TVR20122-182)		

Metal Oxide Varistor : TVR Series



Disc Type Varistor for Surge Protection

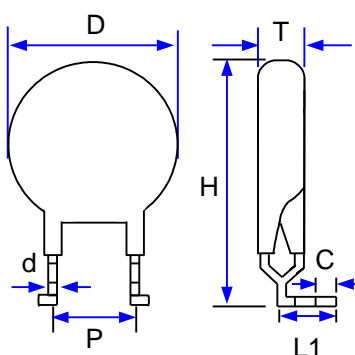
■ F Type (Y kink lead)



(Unit: mm)

Series	D	Cmin.	d	P	Amax.	Tmax.
TVR05	5.0~7.0	20	0.6±0.02	5.0±0.5 (for TVR05180-561) 5.0±1.0 (for TVR05621-751)	9.5	Please refer to the Electrical Characteristics Table
TVR07	6.5~9.0	20	0.6±0.02	5.0±0.5 (for TVR07180-561) 5.0±1.0 (for TVR07621-821)	11.5	
TVR10	9.5~12.5 9.5~13.5 (for TVR10182)	20	0.8±0.02	7.5±0.5 (for TVR10180-561) 7.5±1.0 (for TVR10621-182)	16.0	
TVR14	13.5 ~16.0	20	0.8±0.02	7.5±0.5 (for TVR14180-561) 7.5±1.0 (for TVR14621-182)	19.0	
TVR20	19.5~22	20	1.0±0.02	10±1	26.5	

■ T Type (L kink lead)



(Unit: mm)

Series	D	C	d	P	Hmax.	L1	Tmax.
TVR10	9.5~12.5 9.5~13.5 (for TVR10182)	3.8±0.8	0.8±0.02	7.5±1	20.0	7.0±1	Please refer to the Electrical Characteristics Table
TVR14	13.5 ~16.0		0.8±0.02	7.5±1	23.5	10.0±1	
TVR20	19.5~22		1.0±0.02	10±1	30.5	9.0±1	

Metal Oxide Varistor : TVR Series



Disc Type Varistor for Surge Protection

■ Electrical Characteristics

05mm Series

Part No.	Varistor Voltage (@ 1mA DC)	Max. Continuous Voltage		Max. Clamping Voltage (8/20 μ s)		Max. Surge Current (8/20 μ s)	Rated Power	Max. Energy (10/1000 μ s)	Dimension		
	V _{1mA}	V _{AC(rms)}	V _{DC}	V _P	I _P	I _{max}	P	W _{max}	T _{min}	T _{max}	W ± 1.0
	(V)	(V)	(V)	(V)	(A)	(A)	(W)	(J)	(mm)		
TVR05180	18 (16~20)	11	14	40	1.0	100	0.01	0.4	2.2	3.9	1.5
TVR05220	22 (20~24)	14	18	48	1.0	100	0.01	0.5	2.2	4.1	1.5
TVR05270	27 (24~30)	17	22	60	1.0	100	0.01	0.6	2.4	4.3	1.5
TVR05330	33 (30~36)	20	26	73	1.0	100	0.01	0.8	2.6	4.5	1.5
TVR05390	39 (35~43)	25	31	86	1.0	100	0.01	0.9	2.6	4.6	1.5
TVR05470	47 (42~52)	30	38	104	1.0	100	0.01	1.1	2.3	4.2	1.5
TVR05560	56 (50~62)	35	45	123	1.0	100	0.01	1.3	2.6	4.3	1.5
TVR05680	68 (61~75)	40	56	150	1.0	100	0.01	1.6	2.8	4.6	1.5
TVR05820	82 (74~90)	50	65	145	5.0	400	0.1	2.5	2.0	3.9	1.5
TVR05101	100 (90~110)	60	85	175	5.0	400	0.1	3.0	2.1	4.1	1.6
TVR05121	120 (108~132)	75	100	210	5.0	400	0.1	4.0	2.5	4.3	1.8
TVR05151	150 (135~165)	95	125	260	5.0	400	0.1	4.8	2.0	4.6	1.6
TVR05181	180 (162~198)	115	150	315	5.0	400	0.1	5.9	2.0	3.9	1.4
TVR05201	200 (180~220)	130	170	355	5.0	400	0.1	6.5	2.1	4.0	1.5
TVR05221	220 (198~242)	140	180	380	5.0	400	0.1	7.0	2.1	4.0	1.5
TVR05241	240 (216~264)	150	200	415	5.0	400	0.1	8.0	2.3	4.2	1.6
TVR05271	270 (243~297)	175	225	475	5.0	400	0.1	8.5	2.4	4.4	1.7
TVR05301	300 (270~330)	195	250	525	5.0	400	0.1	8.5	2.7	4.4	1.9
TVR05331	330 (297~363)	215	275	585	5.0	400	0.1	9.2	2.8	4.5	2.0
TVR05361	360 (324~396)	230	300	620	5.0	400	0.1	10	2.9	4.6	2.1
TVR05391	390 (351~429)	250	320	675	5.0	400	0.1	12	3.1	4.8	2.3
TVR05431	430 (387~473)	275	350	745	5.0	400	0.1	13	3.0	5.1	2.3
TVR05471	470 (423~517)	300	385	810	5.0	400	0.1	15	3.2	5.2	2.4
TVR05511	510 (459~561)	320	410	878	5.0	400	0.1	16	3.4	5.4	2.6
TVR05561	560 (504~616)	350	450	962	5.0	400	0.1	18	3.6	5.5	2.8
TVR05621	620 (558~682)	395	510	1050	5.0	400	0.1	18	3.9	5.9	3.0
TVR05681	680 (612~748)	420	560	1120	5.0	400	0.1	18	4.1	6.2	3.2
TVR05751	750 (675~825)	465	615	1240	5.0	400	0.1	18	4.4	6.4	3.5

Metal Oxide Varistor : TVR Series



Disc Type Varistor for Surge Protection

07mm Series

Part No.	Varistor Voltage (@ 1mA DC)	Max. Continuous Voltage		Max. Clamping Voltage (8/20 μ s)		Max. Surge Current (8/20 μ s)	Rated Power	Max. Energy (10/1000 μ s)	Dimension		
	V_{1mA}	$V_{AC(rms)}$	V_{DC}	V_P	I_P	I_{max}	P	W_{max}	T_{min}	T_{max}	W ± 1.0
	(V)	(V)	(V)	(V)	(A)	(A)	(W)	(J)	(mm)		
TVR07180	18 (16~20)	11	14	36	2.5	250	0.02	0.9	2.2	3.9	1.3
TVR07220	22 (20~24)	14	18	43	2.5	250	0.02	1.1	2.2	4.1	1.4
TVR07270	27 (24~30)	17	22	53	2.5	250	0.02	1.4	2.4	4.3	1.5
TVR07330	33 (30~36)	20	26	65	2.5	250	0.02	1.7	2.6	4.5	1.7
TVR07390	39 (35~43)	25	31	77	2.5	250	0.02	2.1	2.6	4.6	1.8
TVR07470	47 (42~52)	30	38	93	2.5	250	0.02	2.5	2.3	4.2	1.9
TVR07560	56 (50~62)	35	45	110	2.5	250	0.02	3.1	2.6	4.3	2.0
TVR07680	68 (61~75)	40	56	135	2.5	250	0.02	3.6	2.3	4.6	2.1
TVR07820	82 (74~90)	50	65	135	10	1200	0.25	5.5	2.0	3.9	1.5
TVR07101	100 (90~110)	60	85	165	10	1200	0.25	6.5	2.1	4.1	1.6
TVR07121	120 (108~132)	75	100	200	10	1200	0.25	7.8	2.5	4.3	1.8
TVR07151	150 (135~165)	95	125	250	10	1200	0.25	9.7	2.0	4.6	1.6
TVR07181	180 (162~198)	115	150	300	10	1200	0.25	11.7	2.0	3.9	1.4
TVR07201	200 (180~220)	130	170	340	10	1200	0.25	13	2.1	4.0	1.5
TVR07221	220 (198~242)	140	180	360	10	1200	0.25	14	2.1	4.0	1.5
TVR07241	240 (216~264)	150	200	395	10	1200	0.25	15	2.3	4.2	1.6
TVR07271	270 (243~297)	175	225	455	10	1200	0.25	18	2.4	4.4	1.7
TVR07301	300 (270~330)	195	250	500	10	1200	0.25	21	2.7	4.4	1.9
TVR07331	330 (297~363)	215	275	550	10	1200	0.25	23	2.8	4.5	2.0
TVR07361	360 (324~396)	230	300	595	10	1200	0.25	25	2.9	4.6	2.1
TVR07391	390 (351~429)	250	320	650	10	1200	0.25	25	3.1	4.8	2.3
TVR07431	430 (387~473)	275	350	710	10	1200	0.25	28	3.0	5.1	2.3
TVR07471	470 (423~517)	300	385	775	10	1200	0.25	30	3.2	5.2	2.4
TVR07511	510 (459~561)	320	410	845	10	1200	0.25	33	3.4	5.4	2.6
TVR07561	560 (504~616)	350	450	930	10	1200	0.25	33	3.6	5.5	2.8
TVR07621	620 (558~682)	395	510	1020	10	1200	0.25	35	3.9	5.9	3.0
TVR07681	680 (612~748)	420	560	1120	10	1200	0.25	35	4.1	6.2	3.2
TVR07751	750 (675~825)	465	615	1235	10	1200	0.25	38	4.4	6.4	3.5
TVR07821	820 (738~902)	510	670	1355	10	1200	0.25	42	4.5	6.4	3.2

Metal Oxide Varistor : TVR Series



Disc Type Varistor for Surge Protection

10mm Series

Part No.	Varistor Voltage (@ 1mA DC)	Max. Continuous Voltage		Max. Clamping Voltage (8/20 μ s)		Max. Surge Current (8/20 μ s)	Rated Power	Max. Energy (10/1000 μ s)	Dimension		
	V _{1mA}	V _{AC(rms)}	V _{DC}	V _P	I _P	I _{max}	P	W _{max}	T _{min}	T _{max}	W ± 1.0
	(V)	(V)	(V)	(V)	(A)	(A)	(W)	(J)	(mm)		
TVR10180	18 (16~20)	11	14	36	5.0	500	0.05	2.1	2.6	4.3	1.3
TVR10220	22 (20~24)	14	18	43	5.0	500	0.05	2.5	2.6	4.5	1.4
TVR10270	27 (24~30)	17	22	53	5.0	500	0.05	3.0	2.8	4.7	1.5
TVR10330	33 (30~36)	20	26	65	5.0	500	0.05	4.0	2.9	4.9	1.7
TVR10390	39 (35~43)	25	31	77	5.0	500	0.05	4.6	2.7	5.1	1.8
TVR10470	47 (42~52)	30	38	93	5.0	500	0.05	5.5	2.7	4.5	1.8
TVR10560	56 (50~62)	35	45	110	5.0	500	0.05	7.0	3.0	4.7	1.9
TVR10680	68 (61~75)	40	56	135	5.0	500	0.05	8.2	2.6	5.0	2.2
TVR10820	82 (74~90)	50	65	135	25	2500	0.4	12	2.4	4.3	1.6
TVR10101	100 (90~110)	60	85	165	25	2500	0.4	15	2.6	4.5	1.8
TVR10121	120 (108~132)	75	100	200	25	2500	0.4	18	2.9	4.7	2.0
TVR10151	150 (135~165)	95	125	250	25	2500	0.4	22	2.4	5.0	1.8
TVR10181	180 (162~198)	115	150	300	25	2500	0.4	27	2.4	4.3	1.6
TVR10201	200 (180~220)	130	170	340	25	2500	0.4	30	2.5	4.4	1.7
TVR10221	220 (198~242)	140	180	360	25	2500	0.4	32	2.5	4.4	1.7
TVR10241	240 (216~264)	150	200	395	25	2500	0.4	35	2.7	4.6	1.8
TVR10271	270 (243~297)	175	225	455	25	2500	0.4	40	2.8	4.8	1.9
TVR10301	300 (270~330)	195	250	500	25	2500	0.4	40	3.1	4.8	2.1
TVR10331	330 (297~363)	215	275	550	25	2500	0.4	43	3.2	4.9	2.2
TVR10361	360 (324~396)	230	300	595	25	2500	0.4	47	3.3	5.0	2.3
TVR10391	390 (351~429)	250	320	650	25	2500	0.4	60	3.5	5.2	2.5
TVR10431	430 (387~473)	275	350	710	25	2500	0.4	65	3.4	5.5	2.5
TVR10471	470 (423~517)	300	385	775	25	2500	0.4	70	3.6	5.6	2.6
TVR10511	510 (459~561)	320	410	845	25	2500	0.4	70	3.8	5.8	2.8
TVR10561	560 (504~616)	350	450	930	25	2500	0.4	70	4.0	5.9	3.0
TVR10621	620 (558~682)	395	510	1020	25	2500	0.4	70	4.3	6.3	3.2
TVR10681	680 (612~748)	420	560	1120	25	2500	0.4	70	4.5	6.6	3.4
TVR10751	750 (675~825)	465	615	1235	25	2500	0.4	75	4.8	6.8	3.7
TVR10821	820 (738~902)	510	670	1355	25	2500	0.4	85	4.9	6.8	3.4
TVR10911	910 (819~1001)	550	745	1500	25	2500	0.4	93	5.3	7.2	3.7
TVR10102	1000 (900~1100)	625	825	1650	25	2500	0.4	102	5.5	7.5	4.0
TVR10112	1100 (990~1210)	680	895	1815	25	2500	0.4	115	5.7	8.0	4.3
TVR10122	1200 (1080~1320)	725	975	1980	25	2500	0.4	125	6.0	8.1	5.2
TVR10142	1400 (1260~1540)	820	1140	2300	25	2500	0.4	145	6.6	8.7	6.0
TVR10162	1600 (1440~1760)	910	1300	2630	25	2500	0.4	165	7.1	9.8	6.7
TVR10182	1800 (1620~1980)	1000	1465	2950	25	2500	0.4	185	7.8	10.3	7.4

Metal Oxide Varistor : TVR Series



Disc Type Varistor for Surge Protection

14mm Series

Part No.	Varistor Voltage (@ 1mA DC)	Max. Continuous Voltage		Max. Clamping Voltage (8/20 μ s)		Max. Surge Current (8/20 μ s)	Rated Power	Max. Energy (10/1000 μ s)	Dimension		
	V _{1mA}	V _{AC(rms)}	V _{DC}	V _P	I _P	I _{max}	P	W _{max}	T _{min}	T _{max}	W \pm 1.0
	(V)	(V)	(V)	(V)	(A)	(A)	(W)	(J)	(mm)		
TVR14180	18 (16~20)	11	14	36	10	1000	0.1	4.0	2.6	4.3	1.3
TVR14220	22 (20~24)	14	18	43	10	1000	0.1	5.0	2.6	4.5	1.4
TVR14270	27 (24~30)	17	22	53	10	1000	0.1	6.0	2.8	4.7	1.5
TVR14330	33 (30~36)	20	26	65	10	1000	0.1	7.5	2.9	4.9	1.7
TVR14390	39 (35~43)	25	31	77	10	1000	0.1	8.6	2.7	5.1	1.8
TVR14470	47 (42~52)	30	38	93	10	1000	0.1	10	2.7	4.5	1.8
TVR14560	56 (50~62)	35	45	110	10	1000	0.1	11	3.0	4.7	1.9
TVR14680	68 (61~75)	40	56	135	10	1000	0.1	14	3.1	5.0	2.2
TVR14820	82 (74~90)	50	65	135	50	4500	0.6	22	2.4	4.3	1.6
TVR14101	100 (90~110)	60	85	165	50	4500	0.6	28	2.6	4.5	1.8
TVR14121	120 (108~132)	75	100	200	50	4500	0.6	32	2.9	4.7	2.0
TVR14151	150 (135~165)	95	125	250	50	4500	0.6	40	2.4	5.0	1.8
TVR14181	180 (162~198)	115	150	300	50	4500	0.6	52	2.4	4.3	1.6
TVR14201	200 (180~220)	130	170	340	50	4500	0.6	57	2.5	4.4	1.7
TVR14221	220 (198~242)	140	180	360	50	4500	0.6	60	2.5	4.4	1.7
TVR14241	240 (216~264)	150	200	395	50	4500	0.6	63	2.7	4.6	1.8
TVR14271	270 (243~297)	175	225	455	50	4500	0.6	70	2.8	4.8	1.9
TVR14301	300 (270~330)	195	250	500	50	4500	0.6	78	3.1	4.8	2.1
TVR14331	330 (297~363)	215	275	550	50	4500	0.6	85	3.2	4.9	2.2
TVR14361	360 (324~396)	230	300	595	50	4500	0.6	93	3.3	5.0	2.3
TVR14391	390 (351~429)	250	320	650	50	4500	0.6	100	3.5	5.2	2.5
TVR14431	430 (387~473)	275	350	710	50	4500	0.6	115	3.4	5.5	2.5
TVR14471	470 (423~517)	300	385	775	50	4500	0.6	125	3.6	5.6	2.6
TVR14511	510 (459~561)	320	410	845	50	4500	0.6	125	3.8	5.8	2.8
TVR14561	560 (504~616)	350	450	930	50	4500	0.6	125	4.0	5.9	3.0
TVR14621	620 (558~682)	395	510	1020	50	4500	0.6	125	4.3	6.3	3.2
TVR14681	680 (612~748)	420	560	1120	50	4500	0.6	130	4.5	6.6	3.4
TVR14751	750 (675~825)	465	615	1235	50	4500	0.6	143	4.8	6.8	3.7
TVR14821	820 (738~902)	510	670	1355	50	4500	0.6	157	4.9	6.8	3.4
TVR14911	910 (819~1001)	550	745	1500	50	4500	0.6	175	5.3	7.2	3.7
TVR14102	1000 (900~1100)	625	825	1650	50	4500	0.6	190	5.5	7.5	4.0
TVR14112	1100 (990~1210)	680	895	1815	50	4500	0.6	213	5.6	8.0	4.3
TVR14122	1200 (1080~1320)	725	975	1980	50	4500	0.6	230	6.0	8.1	5.2
TVR14142	1400 (1260~1540)	820	1140	2300	50	4500	0.6	250	6.6	8.7	6.0
TVR14162	1600 (1440~1760)	910	1300	2630	50	4500	0.6	315	7.1	9.8	6.7
TVR14182	1800 (1620~1980)	1000	1465	2950	50	4500	0.6	354	7.8	10.3	7.4

Metal Oxide Varistor : TVR Series



Disc Type Varistor for Surge Protection

20mm Series





Part No.	Varistor Voltage (@ 1mA DC)	Max. Continuous Voltage		Max. Clamping Voltage (8/20 μ s)		Max. Surge Current (8/20 μ s)	Rated Power	Max. Energy (10/1000 μ s)	Dimension		
	V _{1mA}	V _{AC(rms)}	V _{DC}	V _P	I _P	I _{max}	P	W _{max}	T _{min}	T _{max}	W \pm 1.0
	(V)	(V)	(V)	(V)	(A)	(A)	(W)	(J)	(mm)		
TVR20180	18 (16~20)	11	14	36	20	2000	0.2	11	3.0	4.7	1.3
TVR20220	22 (20~24)	14	18	43	20	2000	0.2	14	3.0	4.9	1.4
TVR20270	27 (24~30)	17	22	53	20	2000	0.2	18	3.2	5.1	1.5
TVR20330	33 (30~36)	20	26	65	20	2000	0.2	23	3.4	5.3	1.7
TVR20390	39 (35~43)	25	31	77	20	2000	0.2	26	3.1	5.5	1.7
TVR20470	47 (42~52)	30	38	93	20	2000	0.2	33	3.1	4.9	1.8
TVR20560	56 (50~62)	35	45	110	20	2000	0.2	41	3.4	5.1	2.0
TVR20680	68 (61~75)	40	56	135	20	2000	0.2	46	3.5	5.4	2.2
TVR20820	82 (74~90)	50	65	135	100	6500	1.0	48	2.8	4.7	1.8
TVR20101	100 (90~110)	60	85	165	100	6500	1.0	51	3.1	4.9	2.0
TVR20121	120 (108~132)	75	100	200	100	6500	1.0	55	3.3	5.1	2.2
TVR20151	150 (135~165)	95	125	250	100	6500	1.0	70	2.8	5.4	2.0
TVR20181	180 (162~198)	115	150	300	100	6500	1.0	84	2.8	4.7	1.8
TVR20201	200 (180~220)	130	170	340	100	6500	1.0	95	2.9	4.8	1.9
TVR20221	220 (198~242)	140	180	360	100	6500	1.0	100	2.9	4.8	1.9
TVR20241	240 (216~264)	150	200	395	100	6500	1.0	108	3.1	5.0	2.0
TVR20271	270 (243~297)	175	225	455	100	6500	1.0	127	3.2	5.2	2.1
TVR20301	300 (270~330)	195	250	500	100	6500	1.0	136	3.5	5.2	2.3
TVR20331	330 (297~363)	215	275	550	100	6500	1.0	150	3.6	5.3	2.4
TVR20361	360 (324~396)	230	300	595	100	6500	1.0	163	3.7	5.4	2.5
TVR20391	390 (351~429)	250	320	650	100	6500	1.0	180	3.9	5.6	2.7
TVR20431	430 (387~473)	275	350	710	100	6500	1.0	190	3.8	5.9	2.7
TVR20471	470 (423~517)	300	385	775	100	6500	1.0	220	4.0	6.0	2.8
TVR20511	510 (459~561)	320	410	845	100	6500	1.0	220	4.2	6.2	3.0
TVR20561	560 (504~616)	350	450	930	100	6500	1.0	220	4.4	6.3	3.2
TVR20621	620 (558~682)	395	510	1020	100	6500	1.0	220	4.7	6.7	3.4
TVR20681	680 (612~748)	420	560	1120	100	6500	1.0	230	4.9	7.0	3.6
TVR20751	750 (675~825)	465	615	1235	100	6500	1.0	255	5.2	7.2	3.9
TVR20821	820 (738~902)	510	670	1355	100	6500	1.0	282	5.3	7.2	3.6
TVR20911	910 (819~1001)	550	745	1500	100	6500	1.0	310	5.7	7.6	3.9
TVR20102	1000 (900~1100)	625	825	1650	100	6500	1.0	342	6.1	7.9	4.2
TVR20112	1100 (990~1210)	680	895	1815	100	6500	1.0	383	6.2	8.4	4.5
TVR20122	1200 (1080~1320)	725	975	1980	100	6500	1.0	415	6.4	8.5	5.4
TVR20142	1400 (1260~1540)	820	1140	2300	100	6500	1.0	480	7.0	9.1	6.2
TVR20162	1600 (1440~1760)	910	1300	2630	100	6500	1.0	550	7.5	10.2	6.9
TVR20182	1800 (1620~1980)	1000	1465	2950	100	6500	1.0	620	8.5	10.7	7.6

Metal Oxide Varistor : TVR Series

Disc Type Varistor for Surge Protection







■ Safety Approvals

Certified Model No.	Agency			
				
	UL1449 4 th & cUL (Preparing)	EN/IEC 61051-1, IEC 61051-2, IEC 61051-2-2	IEC 61051-1 IEC 61051-2 IEC 61051-2-2	GB/T10193 GB/T10194
	E314979	J50411784	5944	CQC03001005165 CQC03001007654
TVR05180	√	√	√	√
TVR05220	√	√	√	√
TVR05270	√	√	√	√
TVR05330	√	√	√	√
TVR05390	√	√	√	√
TVR05470	√	√	√	√
TVR05560	√	√	√	√
TVR05680	√	√	√	√
TVR05820	√	√	√	√
TVR05101	√	√	√	√
TVR05121	√	√	√	√
TVR05151	√	√	√	√
TVR05181	√	√	√	√
TVR05201	√	√	√	√
TVR05221	√	√	√	√
TVR05241	√	√	√	√
TVR05271	√	√	√	√
TVR05301	√	√	√	√
TVR05331	√	√	√	√
TVR05361	√	√	√	√
TVR05391	√	√	√	√
TVR05431	√	√	√	√
TVR05471	√	√	√	√
TVR05511	√	√	√	√
TVR05561	√	√	√	√
TVR05621	√	√	√	√
TVR05681	√	√	√	√
TVR05751	√	√	√	√

Metal Oxide Varistor : TVR Series

Disc Type Varistor for Surge Protection



Certified Model No.	Agency			
				
	UL1449 5 th & cUL	EN/IEC 61051-1, IEC 61051-2, IEC 61051-2-2	IEC 61051-1 IEC 61051-2 IEC 61051-2-2	GB/T10193 GB/T10194
	E314979	J50411784	5944	Current No.: CQC03001005165 CQC03001007654 New No.: (Refer to Note) CQC18001199806 CQC18001199789
TVR07180	√	√	√	√
TVR07220	√	√	√	√
TVR07270	√	√	√	√
TVR07330	√	√	√	√
TVR07390	√	√	√	√
TVR07470	√	√	√	√
TVR07560	√	√	√	√
TVR07680	√	√	√	√
TVR07820	√	√	√	√
TVR07101	√	√	√	√
TVR07121	√	√	√	√
TVR07151	√	√	√	√
TVR07181	√	√	√	√
TVR07201	√	√	√	√
TVR07221	√	√	√	√
TVR07241	√	√	√	√
TVR07271	√	√	√	√
TVR07301	√	√	√	√
TVR07331	√	√	√	√
TVR07361	√	√	√	√
TVR07391	√	√	√	√
TVR07431	√	√	√	√
TVR07471	√	√	√	√
TVR07511	√	√	√	√
TVR07561	√	√	√	√
TVR07621	√	√	√	√
TVR07681	√	√	√	√
TVR07751	√	√	√	√
TVR07821	√	√	√	√





Note:

For CQC certification, its current and New numbers are both effective. However, its current number will be cancelled on 2019/12/31, and only its NEW number will be available from 2020/01/01. Please use NEW number as your first priority.

Metal Oxide Varistor : TVR Series

Disc Type Varistor for Surge Protection



Certified Model No.	Agency			
				
	UL1449 5 th & cUL	EN/IEC 61051-1, IEC 61051-2, IEC 61051-2-2	IEC 61051-1 IEC 61051-2 IEC 61051-2-2	GB/T10193 GB/T10194
	E314979	J50411784	5944	Current No. CQC03001005165 CQC03001007654 New No: (Refer to Note) CQC18001200336 CQC18001199790
TVR10180	√	√	√	√
TVR10220	√	√	√	√
TVR10270	√	√	√	√
TVR10330	√	√	√	√
TVR10390	√	√	√	√
TVR10470	√	√	√	√
TVR10560	√	√	√	√
TVR10680	√	√	√	√
TVR10820	√	√	√	√
TVR10101	√	√	√	√
TVR10121	√	√	√	√
TVR10151	√	√	√	√
TVR10181	√	√	√	√
TVR10201	√	√	√	√
TVR10221	√	√	√	√
TVR10241	√	√	√	√
TVR10271	√	√	√	√
TVR10301	√	√	√	√
TVR10331	√	√	√	√
TVR10361	√	√	√	√
TVR10391	√	√	√	√
TVR10431	√	√	√	√
TVR10471	√	√	√	√
TVR10511	√	√	√	√
TVR10561	√	√	√	√
TVR10621	√	√	√	√
TVR10681	√	√	√	√
TVR10751	√	√	√	√
TVR10821	√	√	√	√
TVR10911	√	√	√	√
TVR10102	√	√	√	√
TVR10112	√	√	√	√
TVR10122	√	√	√	√
TVR10142	√	√	√	√
TVR10162	√	√	√	√
TVR10182	√	√	√	√

Note:

For CQC certification, its current and New numbers are both effective. However, its current number will be cancelled on 2019/12/31, and only its NEW number will be available from 2020/01/01. Please use NEW number as your first priority.

Metal Oxide Varistor : TVR Series

Disc Type Varistor for Surge Protection



Certified Model No.	Agency						
	UL1449 5 th & cUL	EN/IEC 61051-1, IEC 61051-2, IEC 61051-2-2	IEC62368-1 Annex G.8.1	EN/IEC 61051-1, IEC 61051-2, IEC 61051-2-2	IEC62368-1 Annex G.8.1	GB/T10193-1997 GB/T10194-1997	GB8898-2011 GB4943.1-2011
E314979	J50411784		5944		Current No. CQC03001005165 CQC03001007654 New No: (Refer to Note) CQC18001199842 CQC18001198951		
TVR14180	√	√		√		√	
TVR14220	√	√		√		√	
TVR14270	√	√		√		√	
TVR14330	√	√		√		√	
TVR14390	√	√		√		√	
TVR14470	√	√		√		√	
TVR14560	√	√		√		√	
TVR14680	√	√		√		√	
TVR14820	√	√		√		√	
TVR14101	√	√		√		√	
TVR14121	√	√		√		√	
TVR14151	√	√		√		√	
TVR14181	√	√	√	√	√	√	
TVR14201	√	√	√	√	√	√	√
TVR14221	√	√	√	√	√	√	√
TVR14241	√	√	√	√	√	√	√
TVR14271	√	√	√	√	√	√	√
TVR14301	√	√	√	√	√	√	√
TVR14331	√	√	√	√	√	√	√
TVR14361	√	√	√	√	√	√	√
TVR14391	√	√	√	√	√	√	√
TVR14431	√	√	√	√	√	√	√
TVR14471	√	√	√	√	√	√	√
TVR14511	√	√	√	√	√	√	√
TVR14561	√	√	√	√	√	√	√
TVR14621	√	√	√	√	√	√	√
TVR14681	√	√	√	√	√	√	√
TVR14751	√	√	√	√	√	√	√
TVR14821	√	√	√	√	√	√	√
TVR14911	√	√	√	√	√	√	√
TVR14102	√	√	√	√	√	√	√
TVR14112	√	√	√	√	√	√	√
TVR14122	√	√	√	√	√	√	√
TVR14142	√	√	√	√	√	√	√
TVR14162	√	√	√	√	√	√	√
TVR14182	√	√	√	√	√	√	√

Note:

For CQC certification, its current and New numbers are both effective. However, its current number will be cancelled on 2019/12/31, and only its NEW number will be available from 2020/01/01. Please use NEW number as your first priority.

Metal Oxide Varistor : TVR Series

Disc Type Varistor for Surge Protection



Certified Model No.	Agency						
	UL1449 5 th & cUL	EN/IEC 61051-1, IEC 61051-2, IEC 61051-2-2	IEC62368-1 Annex G.8.1	EN/IEC 61051-1, IEC 61051-2, IEC 61051-2-2	IEC62368-1 Annex G.8.1	GB/T10193-1997 GB/T10194-1997	GB8898-2011 GB4943.1-2011
E314979	J50411784		5944		Current No. CQC03001005165 CQC03001007654 New No: (Refer to Note) CQC18001199807 CQC18001198952		
TVR20180	√	√		√		√	
TVR20220	√	√		√		√	
TVR20270	√	√		√		√	
TVR20330	√	√		√		√	
TVR20390	√	√		√		√	
TVR20470	√	√		√		√	
TVR20560	√	√		√		√	
TVR20680	√	√		√		√	
TVR20820	√	√		√		√	
TVR20101	√	√		√		√	
TVR20121	√	√		√		√	
TVR20151	√	√		√		√	
TVR20181	√	√	√	√	√	√	
TVR20201	√	√	√	√	√	√	√
TVR20221	√	√	√	√	√	√	√
TVR20241	√	√	√	√	√	√	√
TVR20271	√	√	√	√	√	√	√
TVR20301	√	√	√	√	√	√	√
TVR20331	√	√	√	√	√	√	√
TVR20361	√	√	√	√	√	√	√
TVR20391	√	√	√	√	√	√	√
TVR20431	√	√	√	√	√	√	√
TVR20471	√	√	√	√	√	√	√
TVR20511	√	√	√	√	√	√	√
TVR20561	√	√	√	√	√	√	√
TVR20621	√	√	√	√	√	√	√
TVR20681	√	√	√	√	√	√	√
TVR20751	√	√	√	√	√	√	√
TVR20821	√	√	√	√	√	√	√
TVR20911	√	√	√	√	√	√	√
TVR20102	√	√	√	√	√	√	√
TVR20112	√	√	√	√	√	√	√
TVR20122	√	√	√	√	√	√	√
TVR20142	√	√	√	√	√	√	√
TVR20162	√	√	√	√	√	√	√
TVR20182	√	√	√	√	√	√	√

Note:

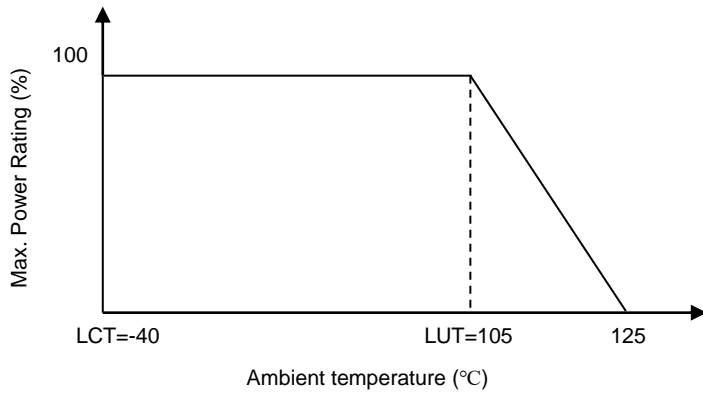
For CQC certification, its current and New numbers are both effective. However, its current number will be cancelled on 2019/12/31, and only its NEW number will be available from 2020/01/01. Please use NEW number as your first priority.

Metal Oxide Varistor : TVR Series

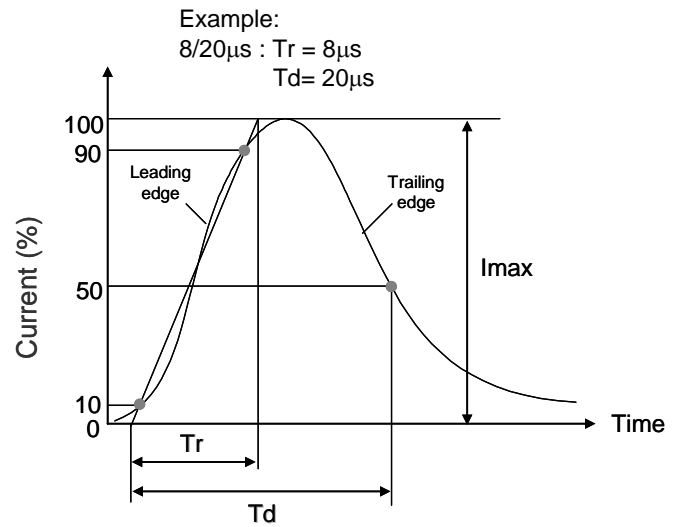


Disc Type Varistor for Surge Protection

Power Derating Curve

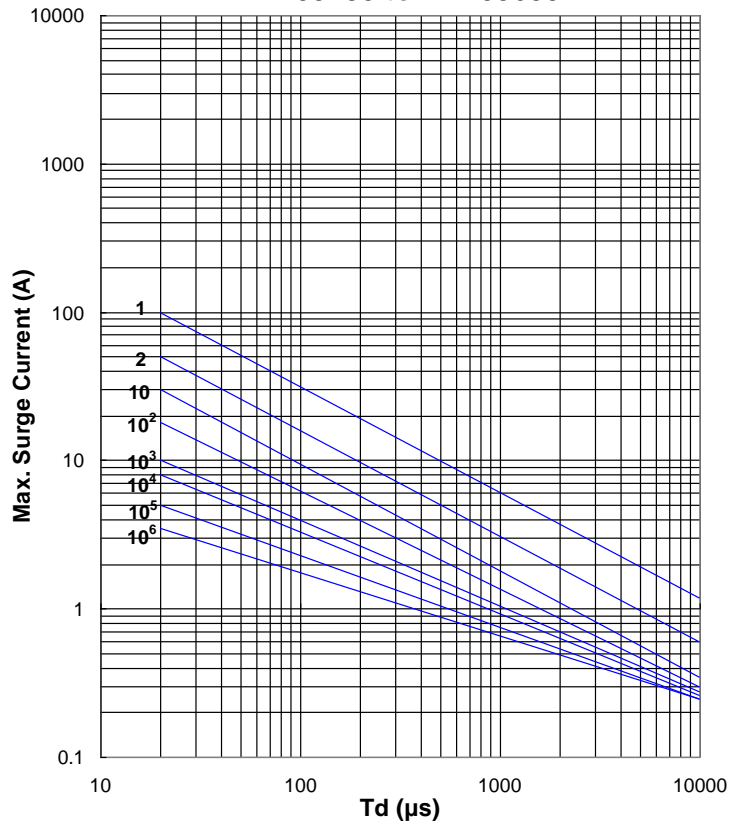


Surge Current Standard Waveform

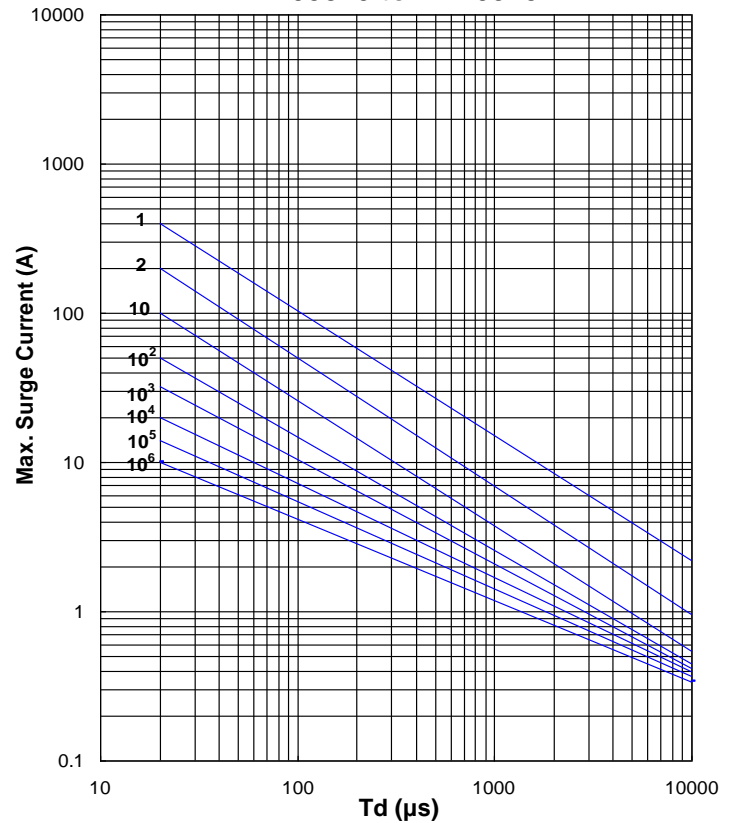


Max. Surge Current Derating Curves

TVR05180 to TVR05680



TVR05820 to TVR05751



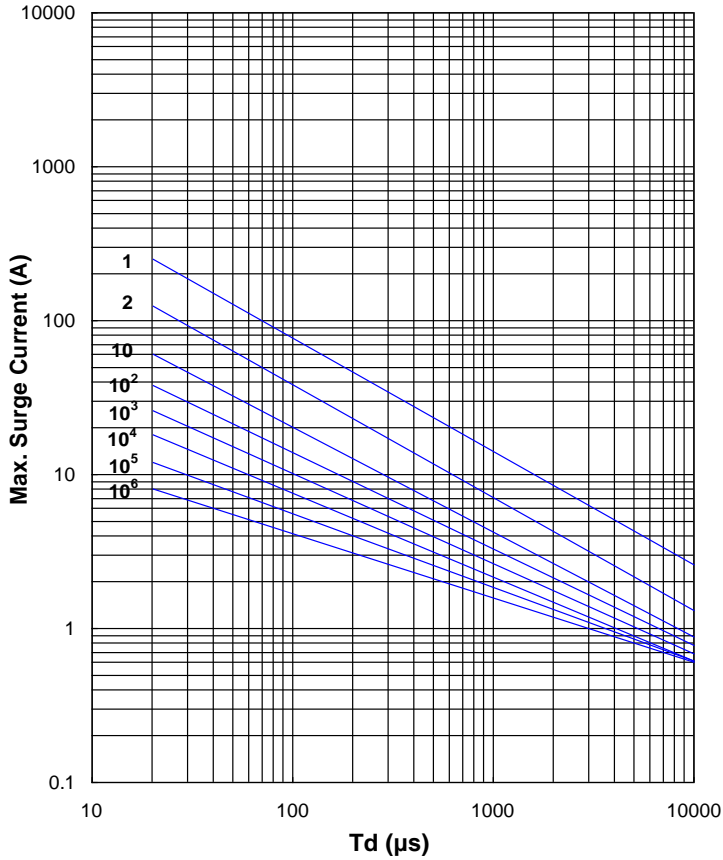
Metal Oxide Varistor : TVR Series



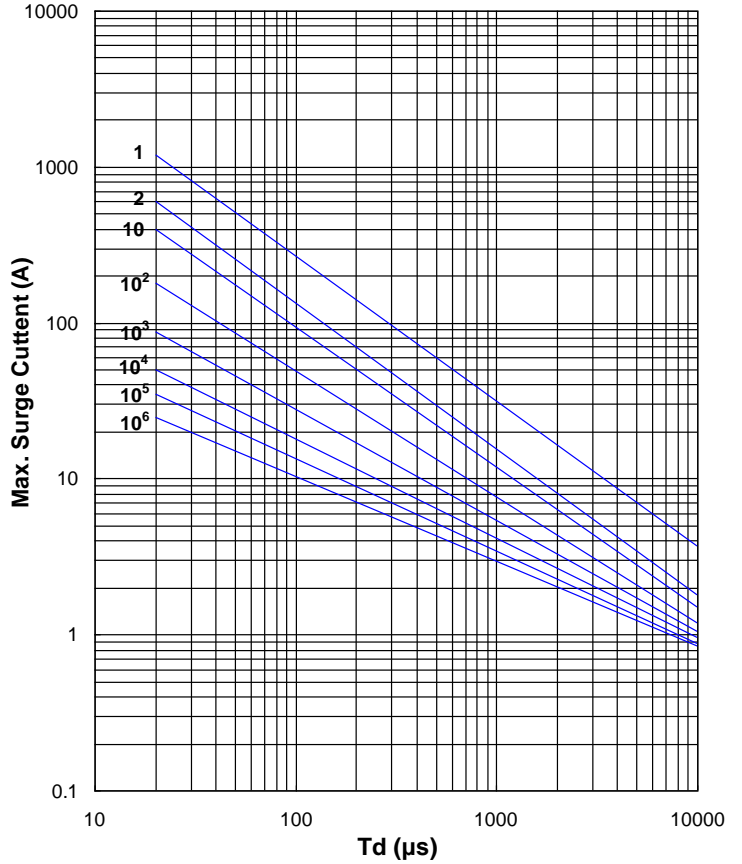
Disc Type Varistor for Surge Protection

Max. Surge Current Derating Curves

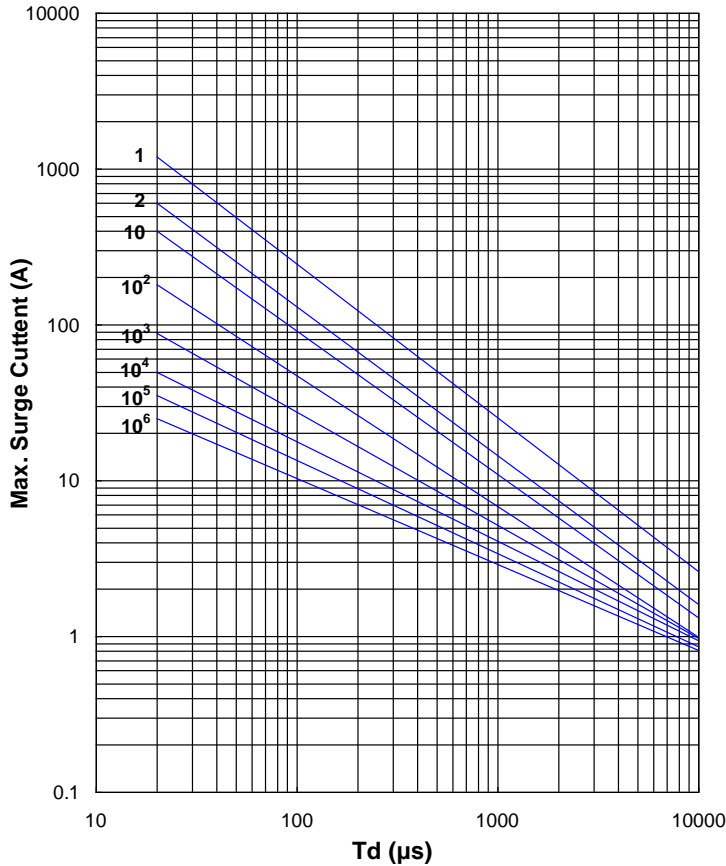
TVR07180 to TVR07680



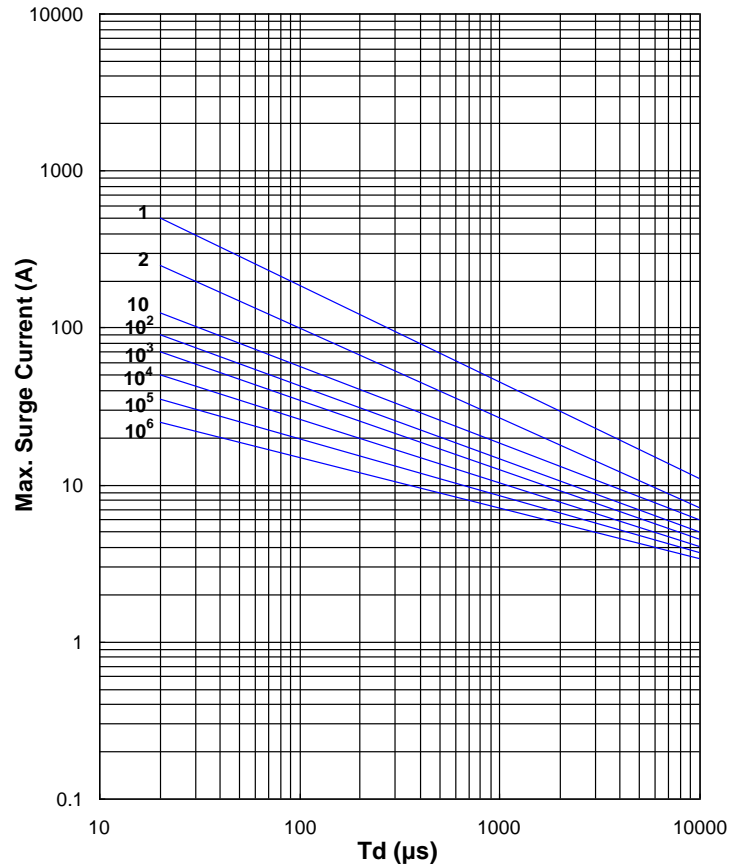
TVR07820 to TVR07471



TVR07511 to TVR07821



TVR10180 to TVR10680



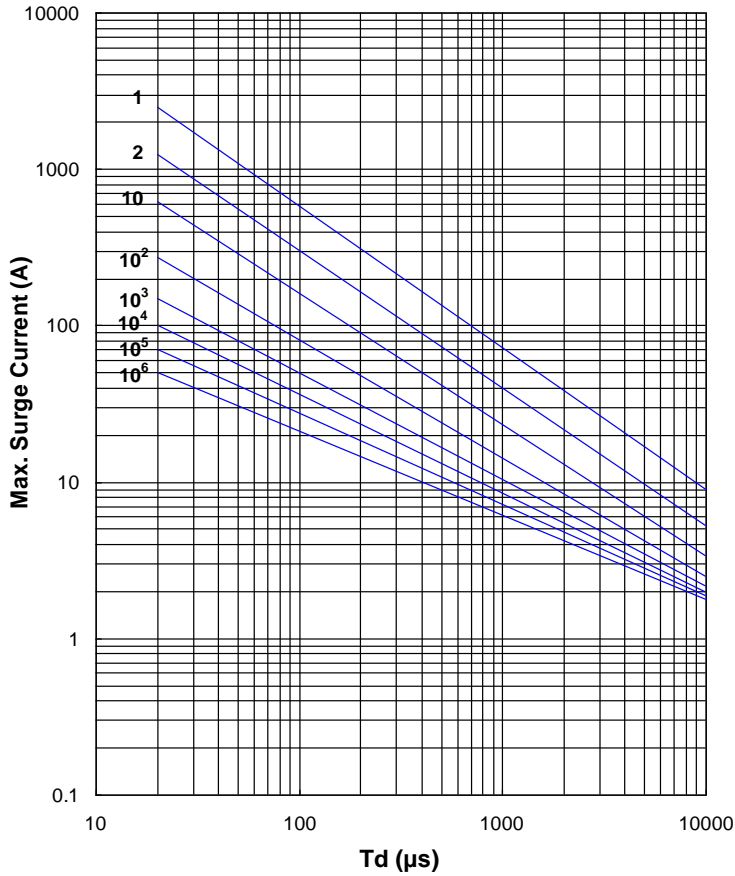
Metal Oxide Varistor : TVR Series



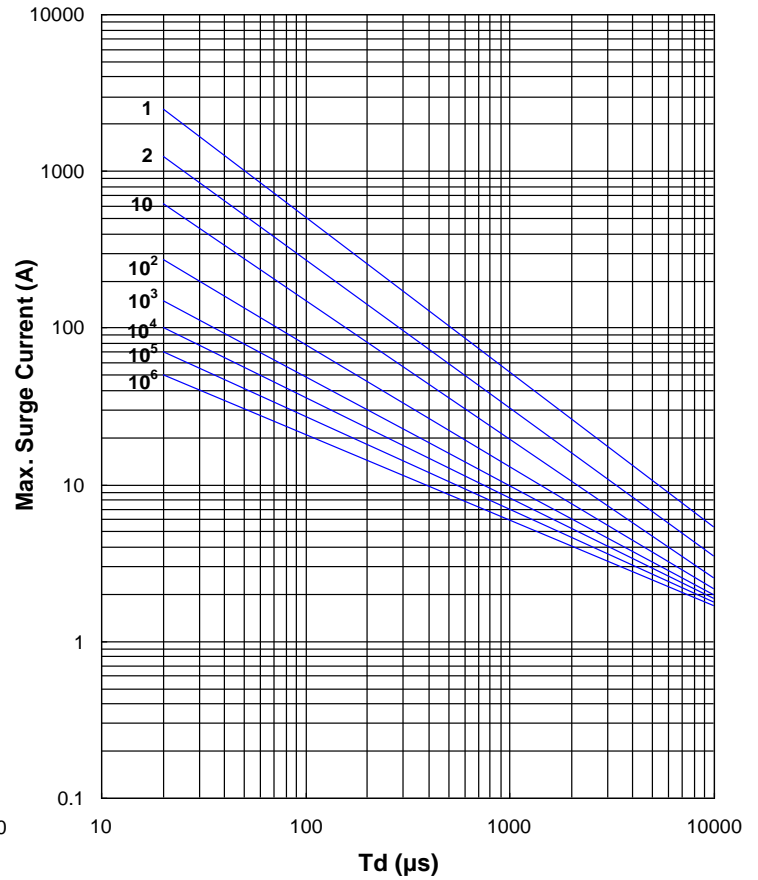
Disc Type Varistor for Surge Protection

Max. Surge Current Derating Curves

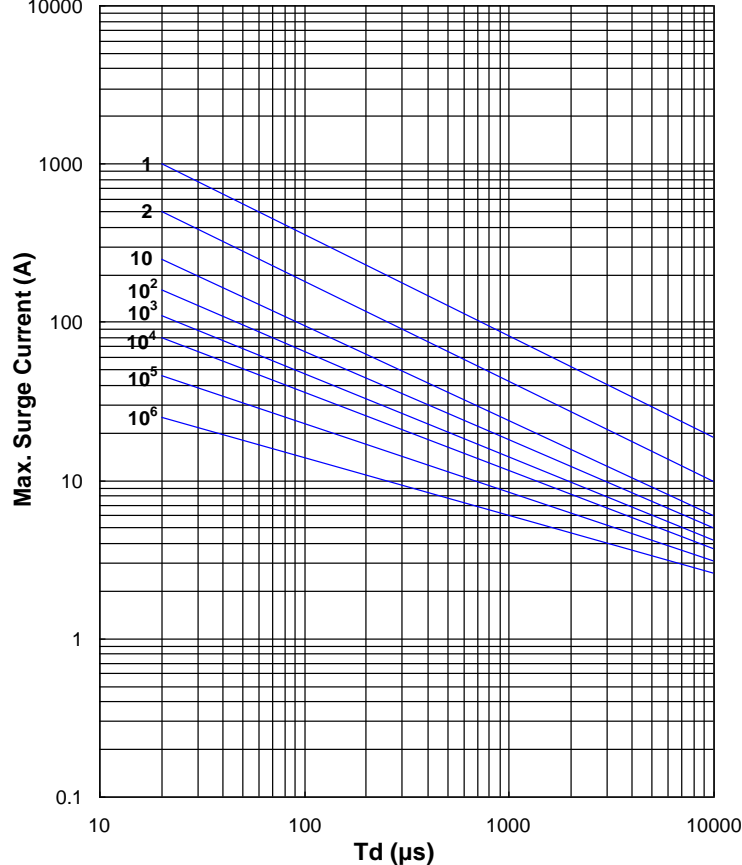
TVR10820 to TVR10751



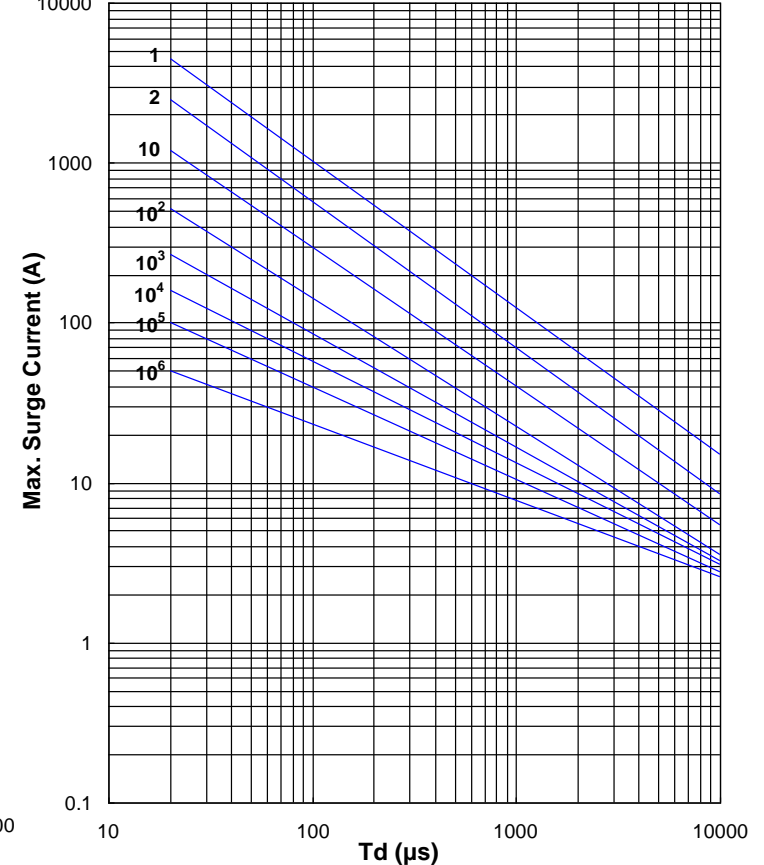
TVR10821 to TVR10182



TVR14180 to TVR14680



TVR14820 to TVR14751



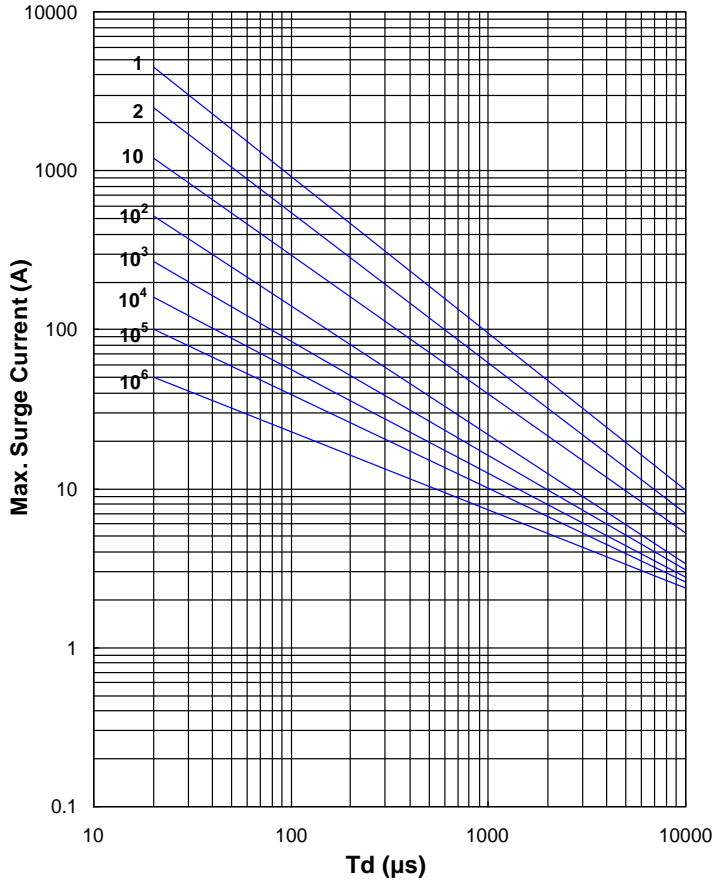
Metal Oxide Varistor : TVR Series



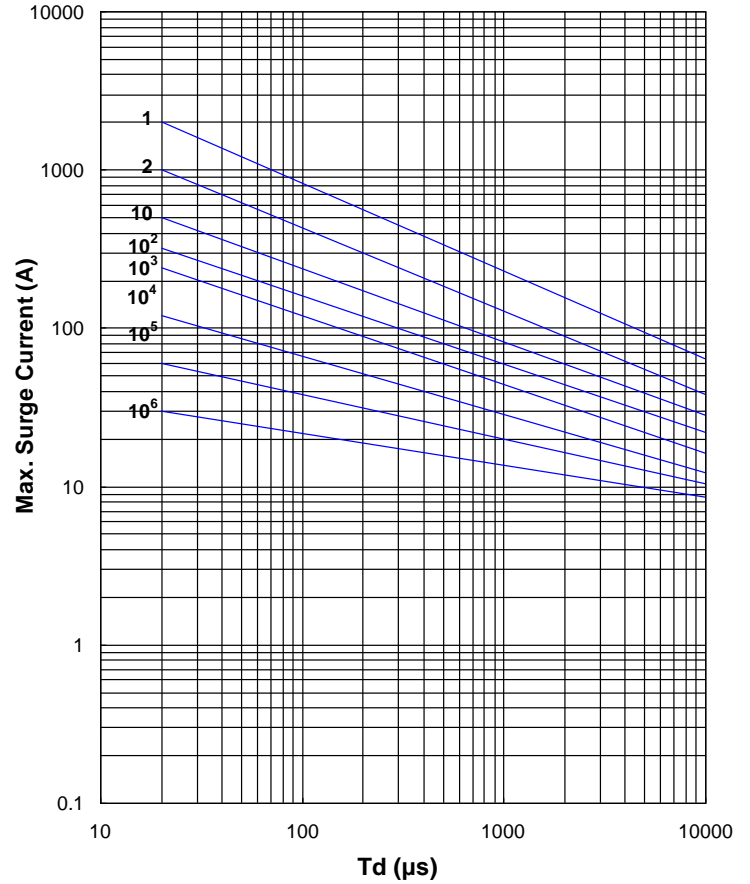
Disc Type Varistor for Surge Protection

■ Max. Surge Current Derating Curves

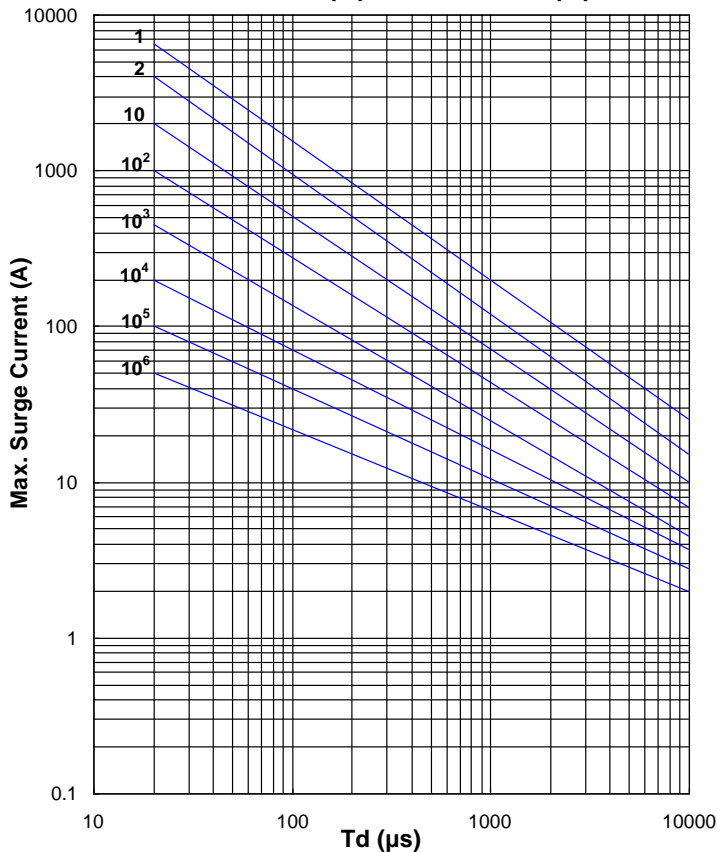
TVR14821 to TVR14182



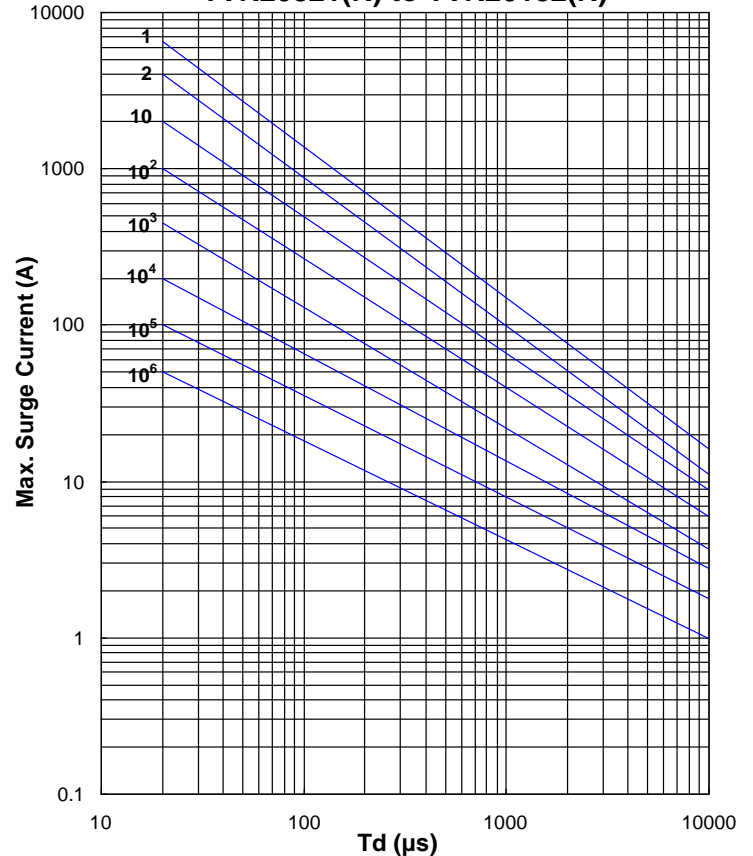
TVR20180 to TVR20680



TVR20820(R) to TVR20751(R)



TVR20821(R) to TVR20182(R)



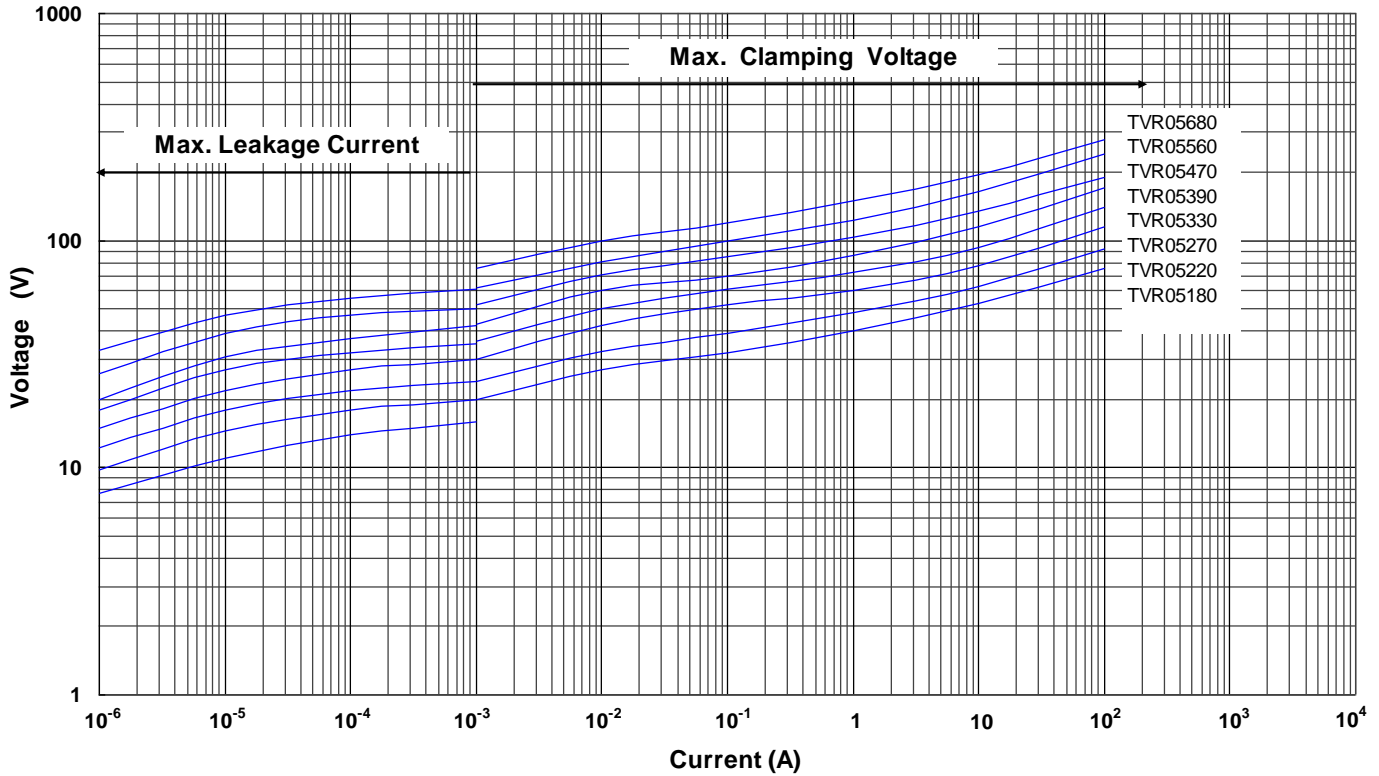
Metal Oxide Varistor : TVR Series



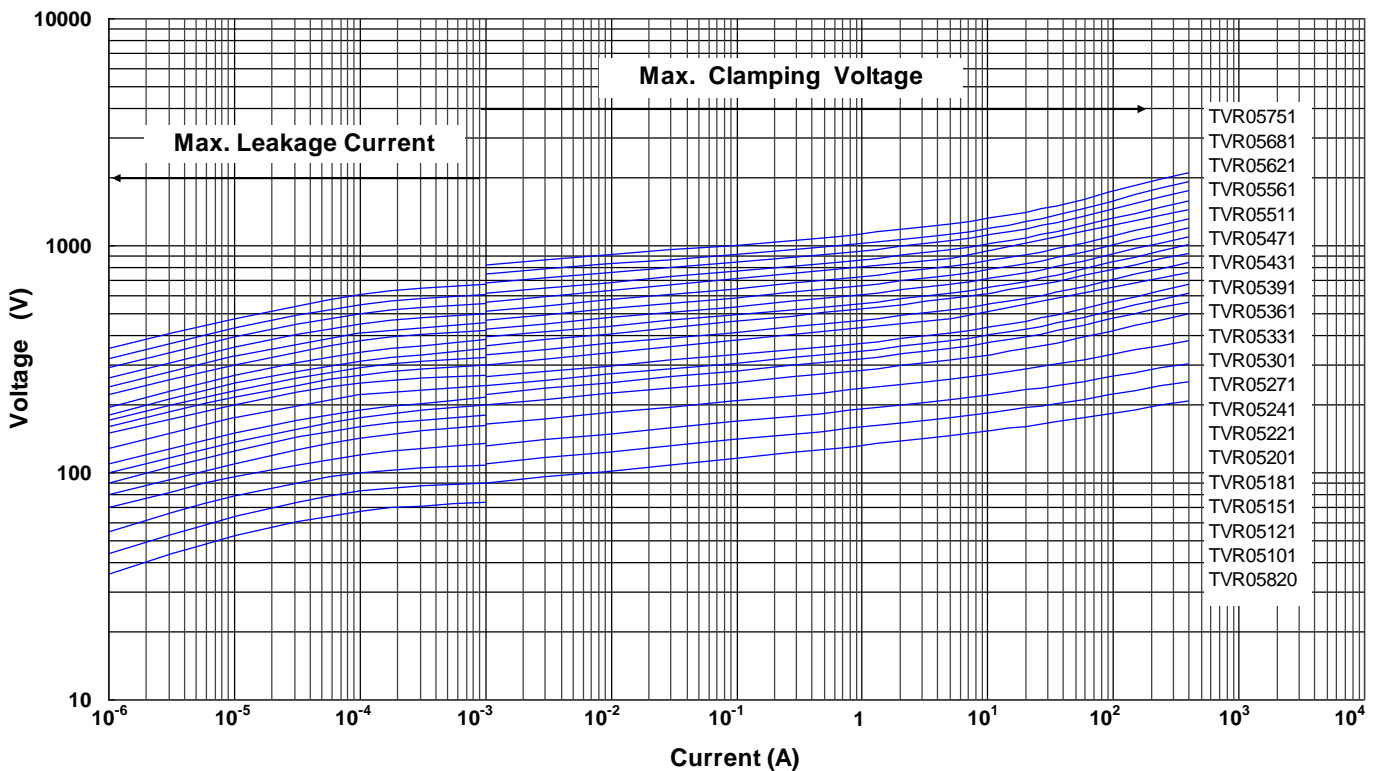
Disc Type Varistor for Surge Protection

■ Max. Leakage Current and Max. Clamping Voltage Curves

Max. Leakage Current and Max. Clamping Voltage Curves (TVR05180 to TVR05680)



Max. Leakage Current and Max. Clamping Voltage Curves (TVR05820 to TVR05751)



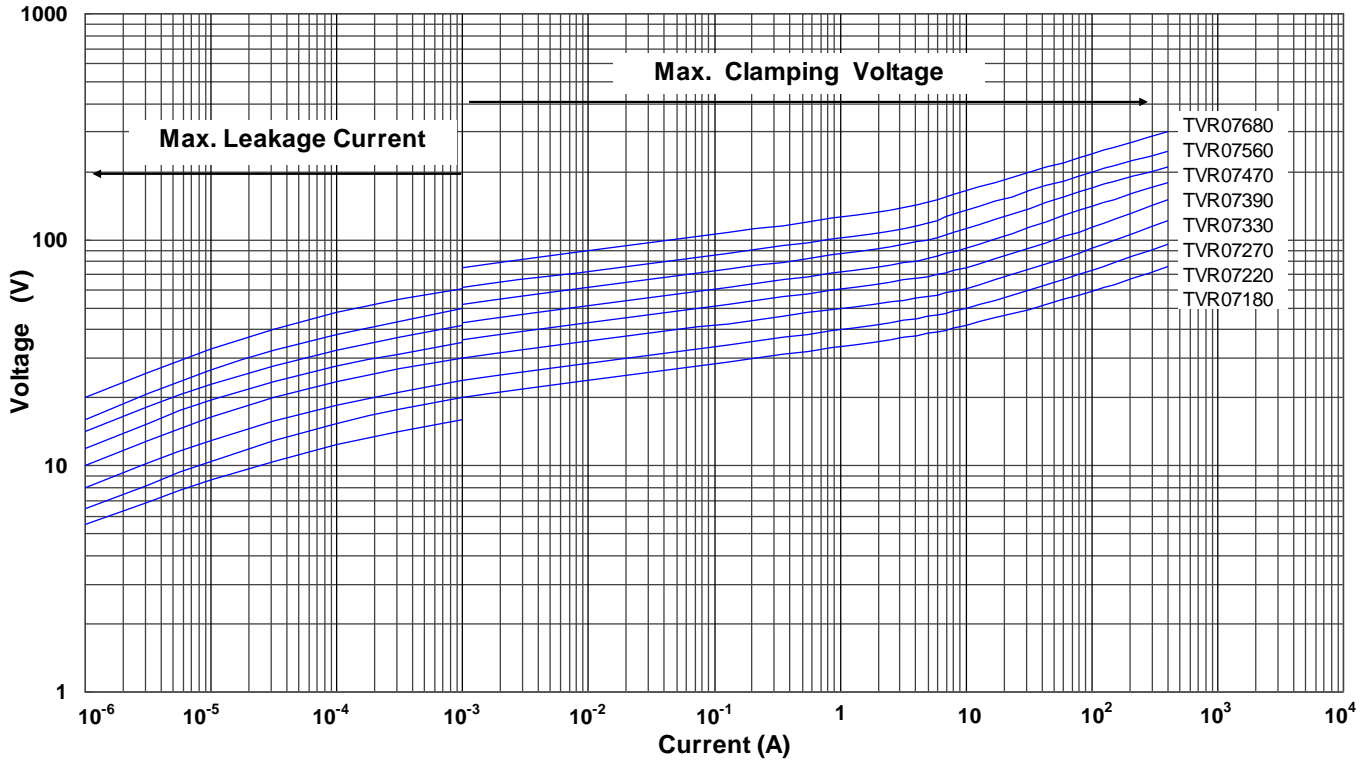
Metal Oxide Varistor : TVR Series



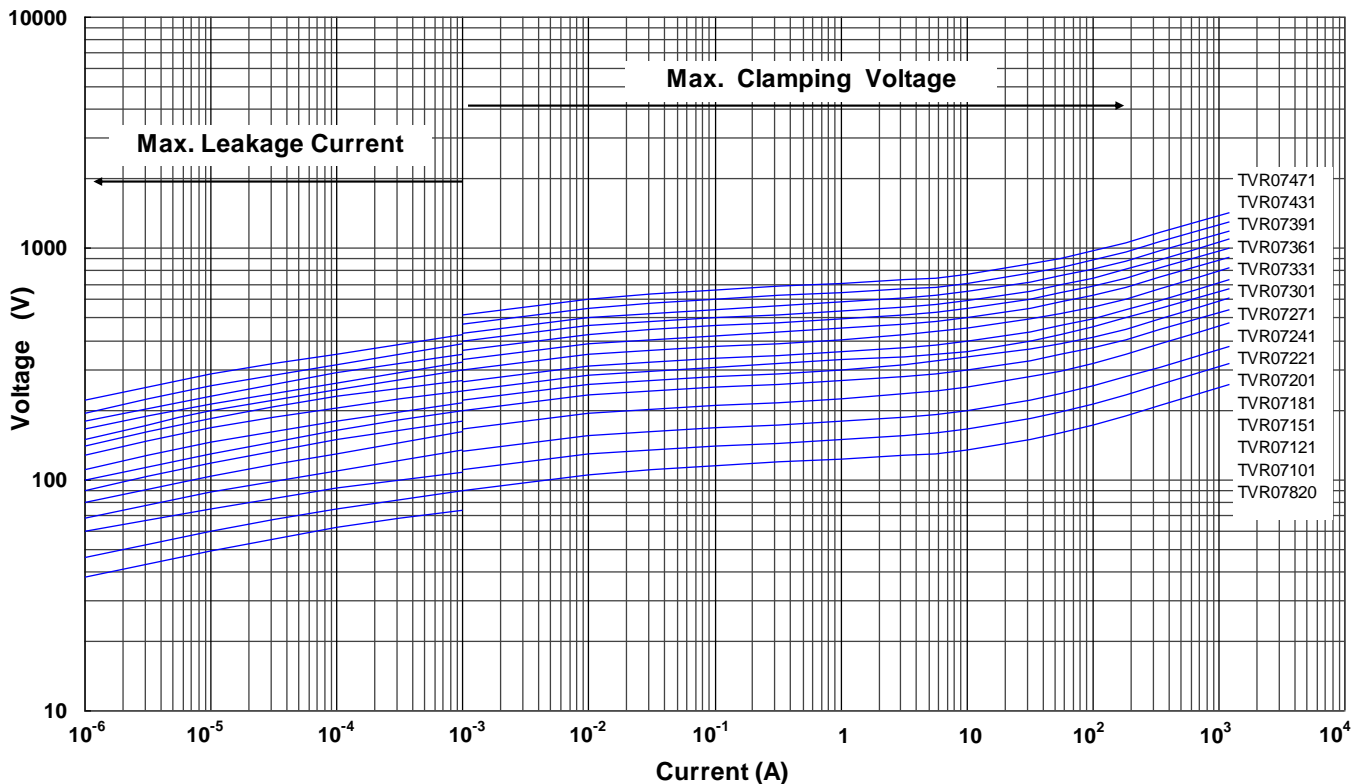
Disc Type Varistor for Surge Protection

■ Max. Leakage Current and Max. Clamping Voltage Curves

Max. Leakage Current and Max. Clamping Voltage Curves (TVR07180 to TVR07680)



Max. Leakage Current and Max. Clamping Voltage Curves (TVR07820 to TVR07471)



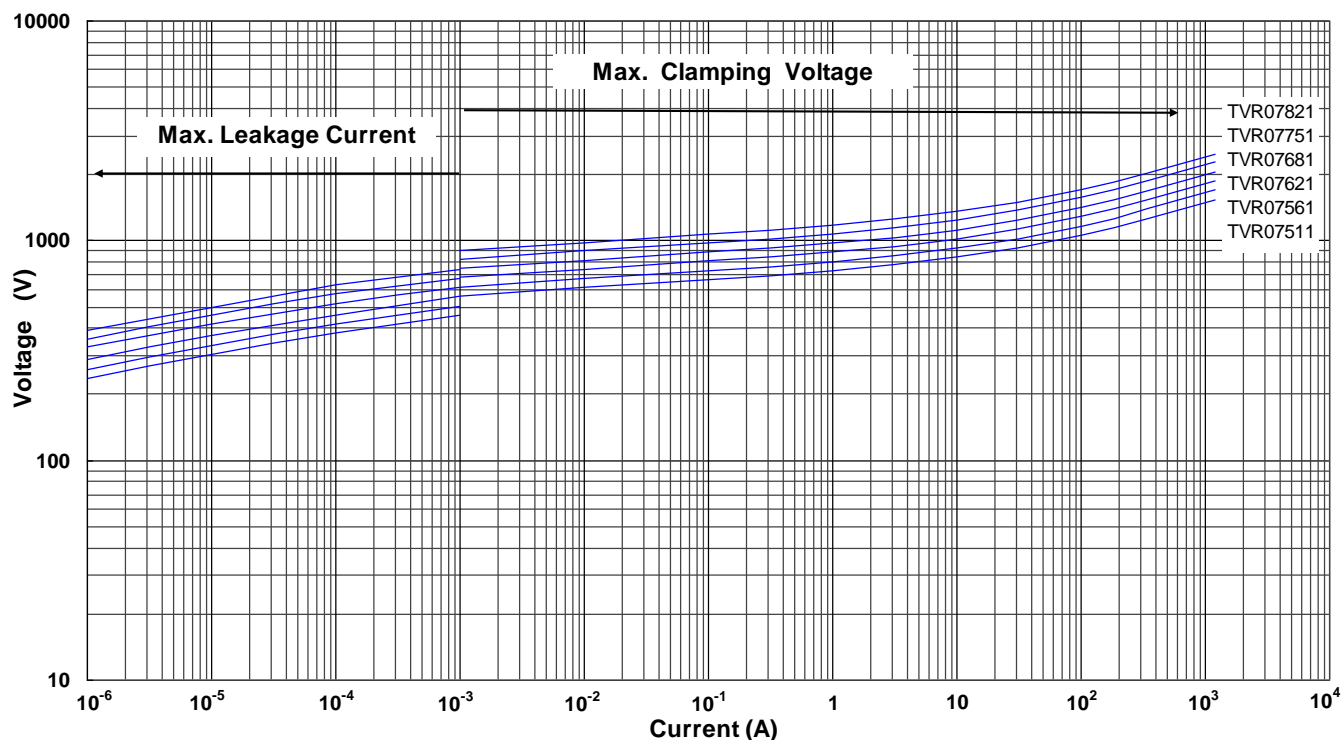
Metal Oxide Varistor : TVR Series



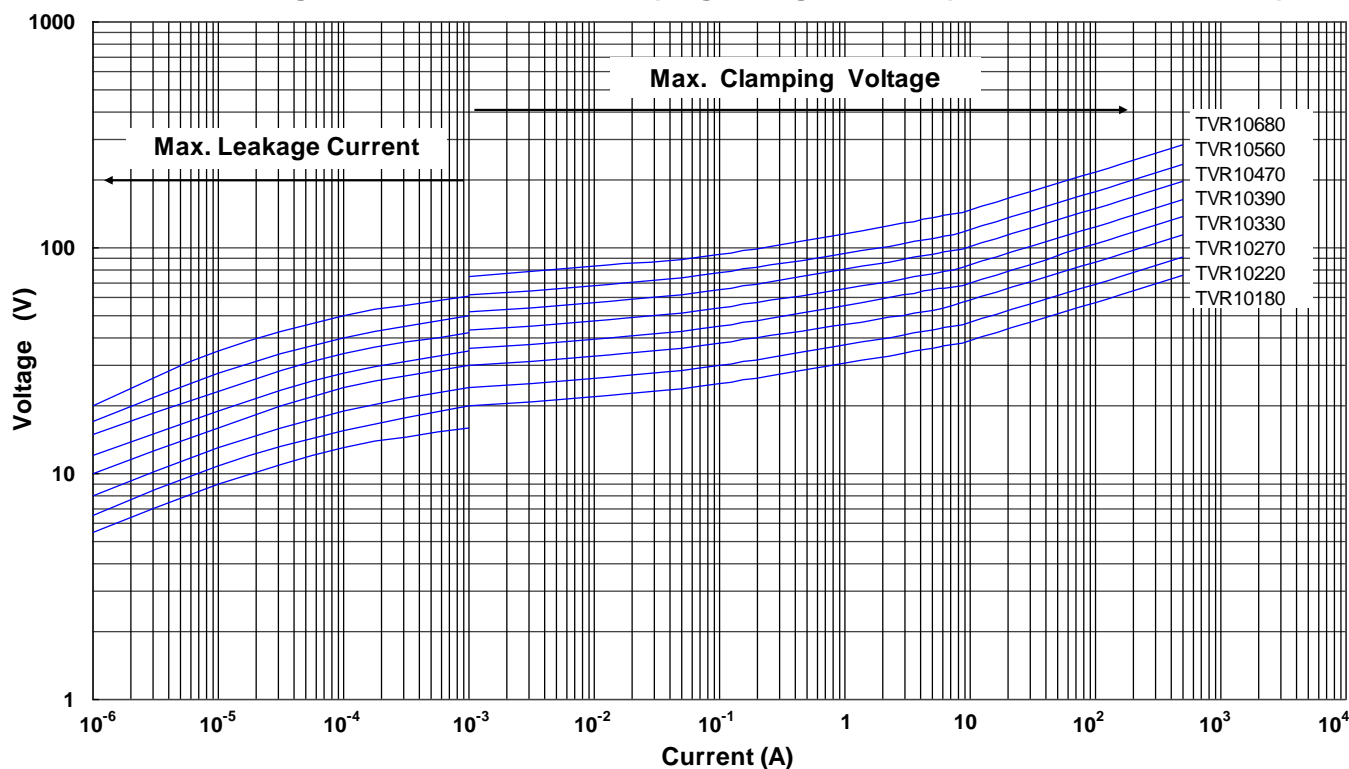
Disc Type Varistor for Surge Protection

■ Max. Leakage Current and Max. Clamping Voltage Curves

Max. Leakage Current and Max. Clamping Voltage Curves (TVR07511 to TVR07821)



Max. Leakage Current and Max. Clamping Voltage Curves (TVR10180 to TVR10680)



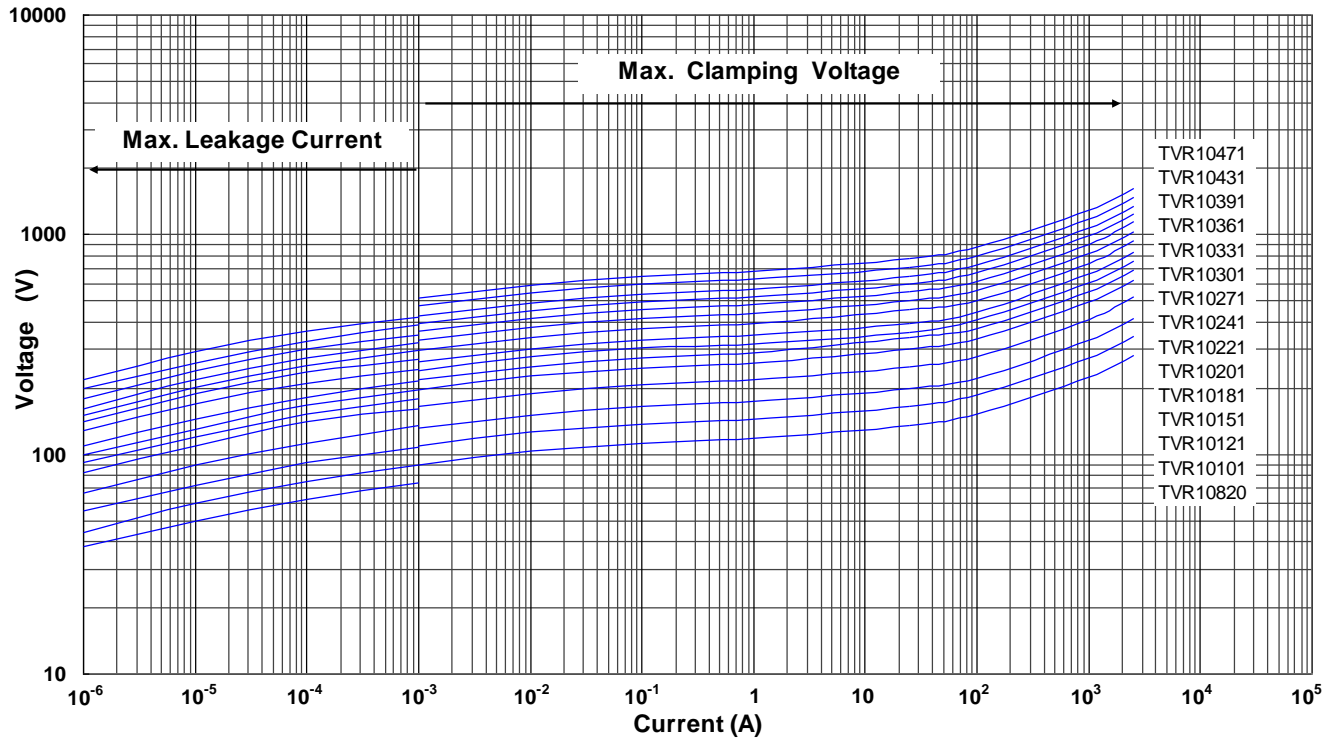
Metal Oxide Varistor : TVR Series



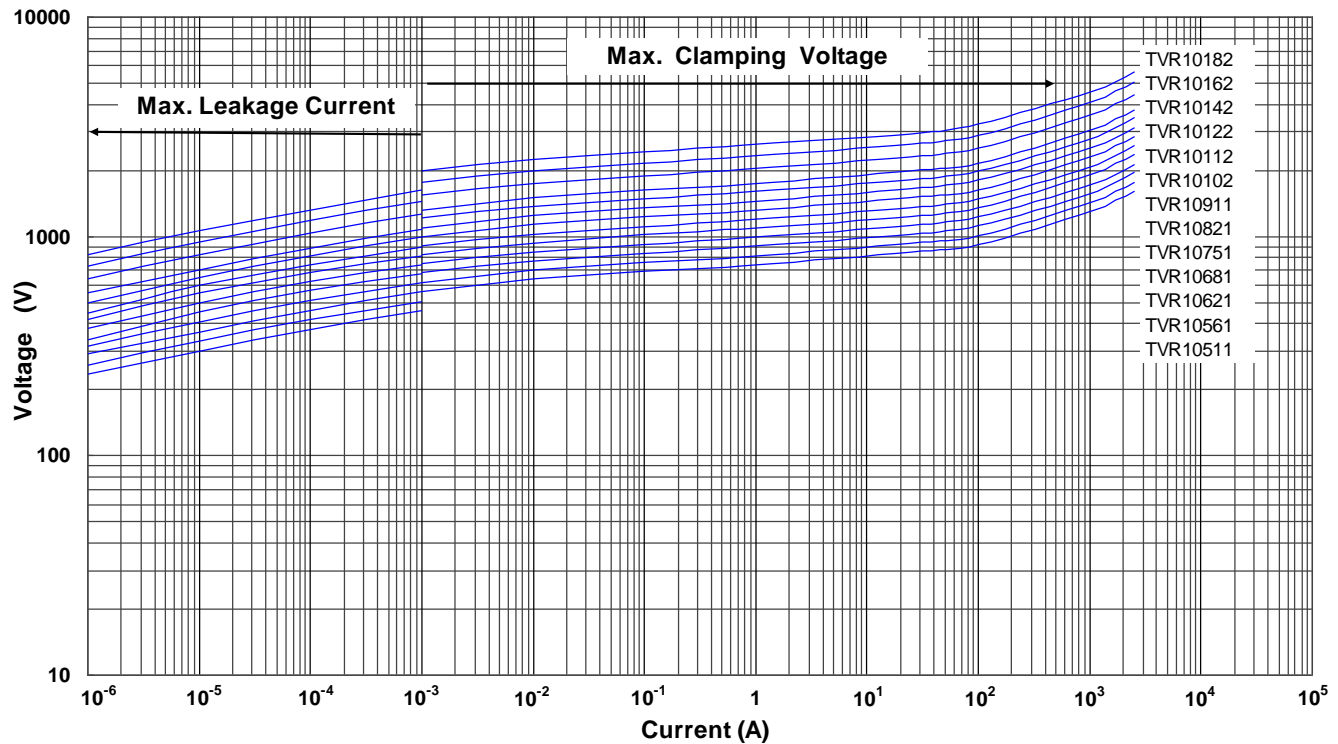
Disc Type Varistor for Surge Protection

■ Max. Leakage Current and Max. Clamping Voltage Curves

Max. Leakage Current and Max. Clamping Voltage Curves (TVR10820 to TVR10471)



Max. Leakage Current and Max. Clamping Voltage Curves (TVR10511 to TVR10182)



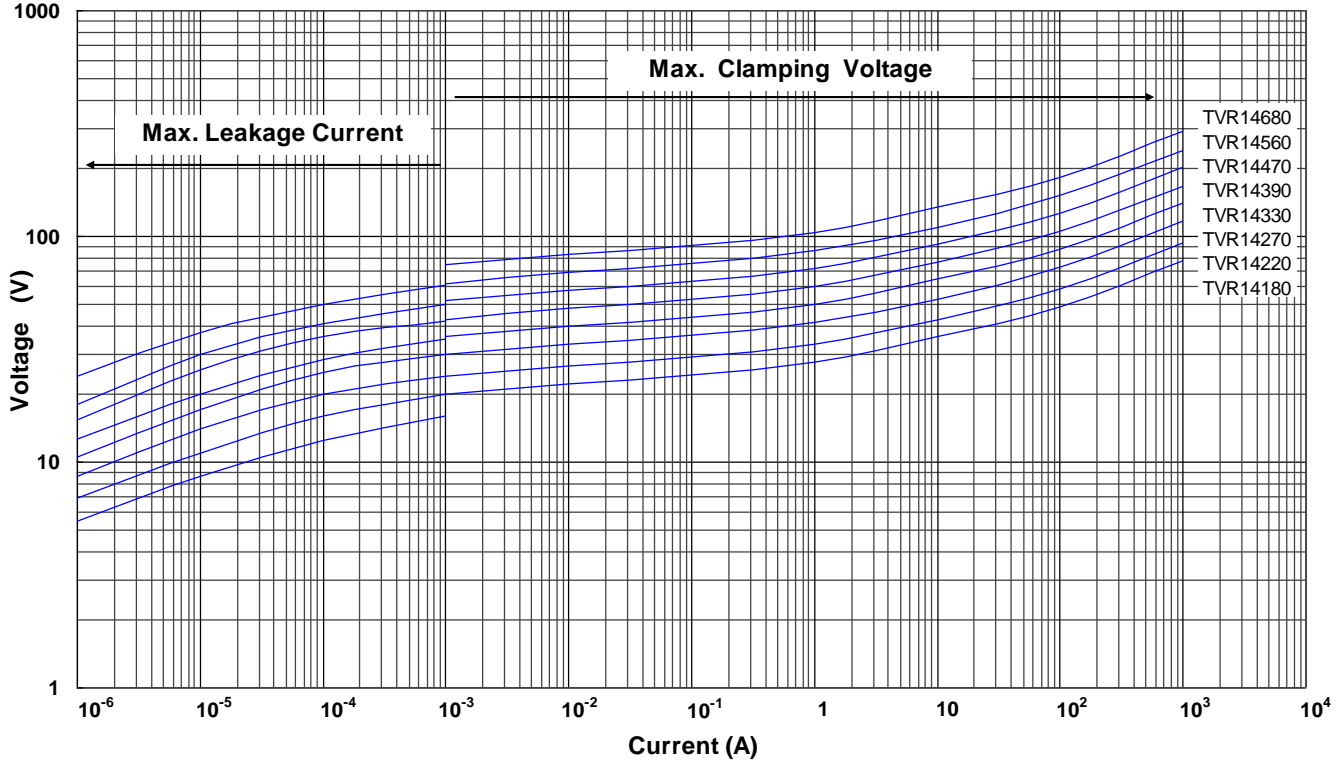
Metal Oxide Varistor : TVR Series



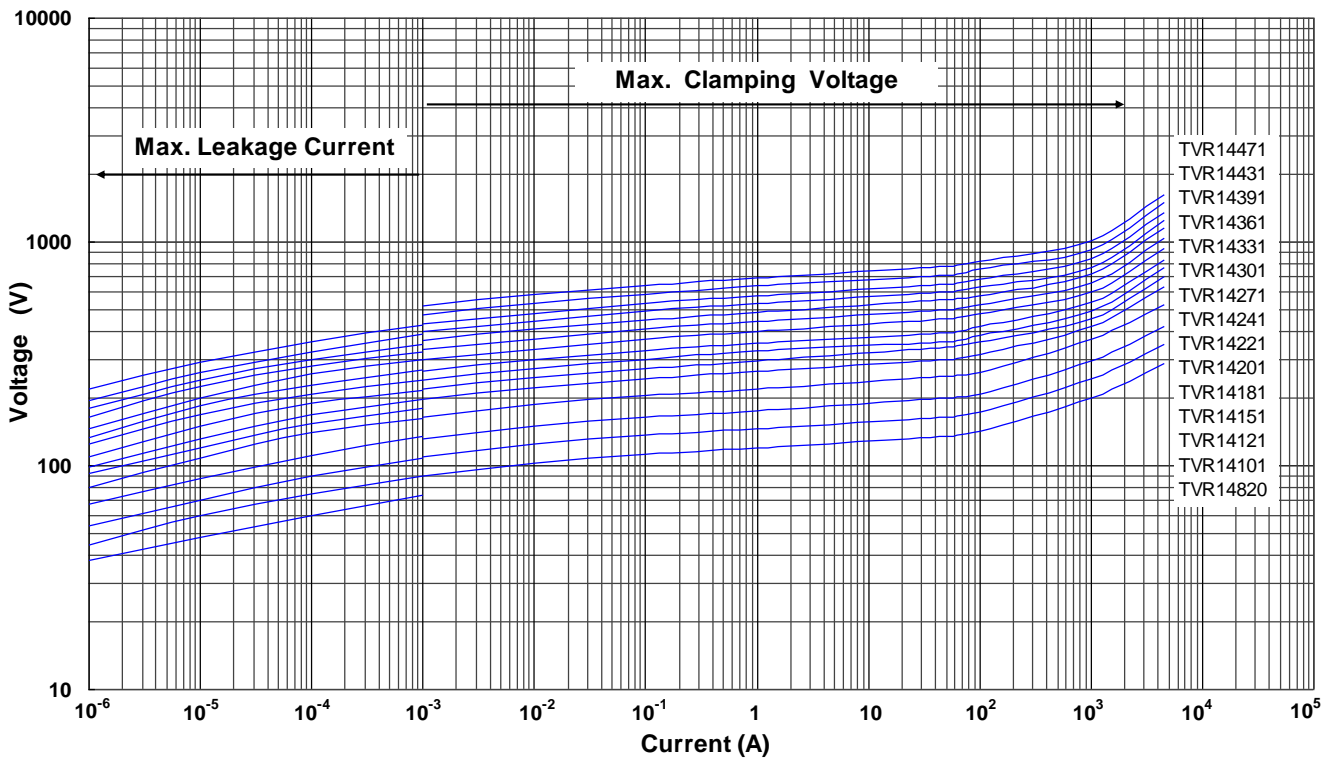
Disc Type Varistor for Surge Protection

■ Max. Leakage Current and Max. Clamping Voltage Curves

Max. Leakage Current and Max. Clamping Voltage Curves (TVR14180 to TVR14680)



Max. Leakage Current and Max. Clamping Voltage Curves (TVR14820 to TVR14471)



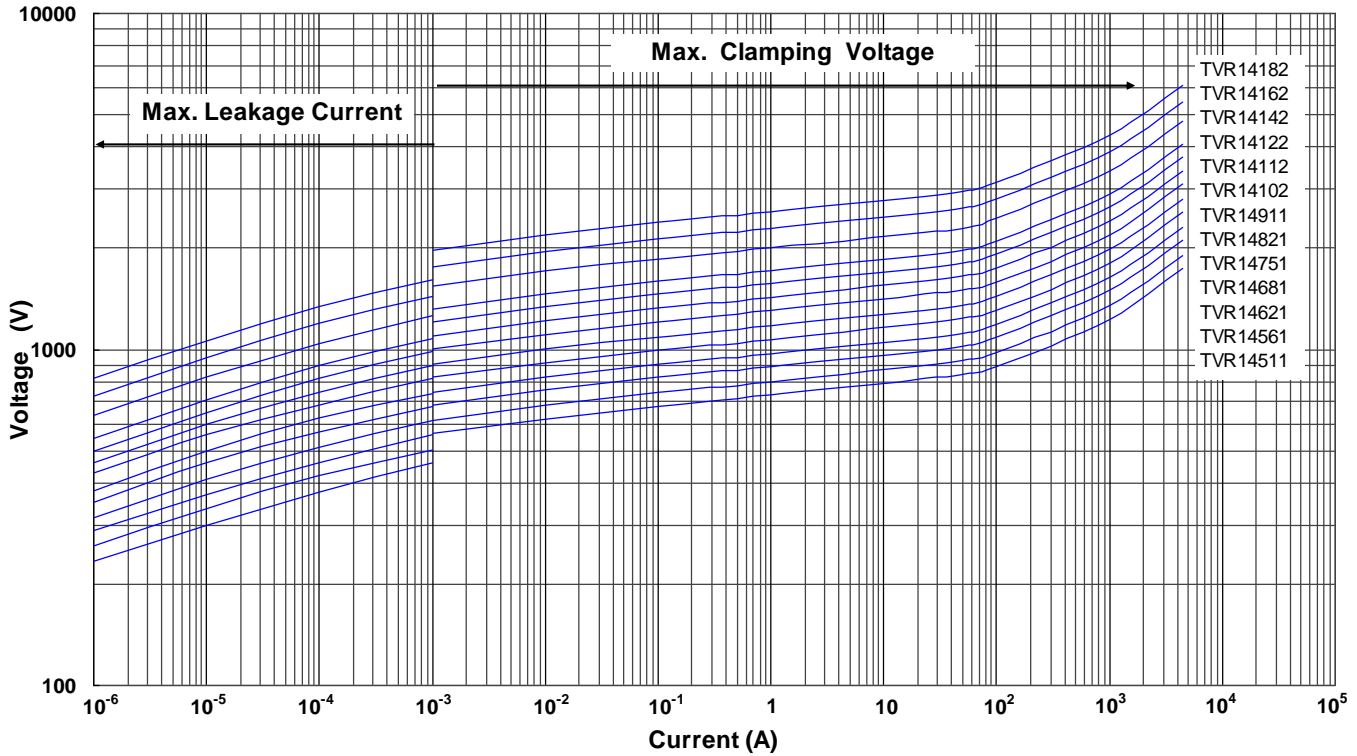
Metal Oxide Varistor : TVR Series



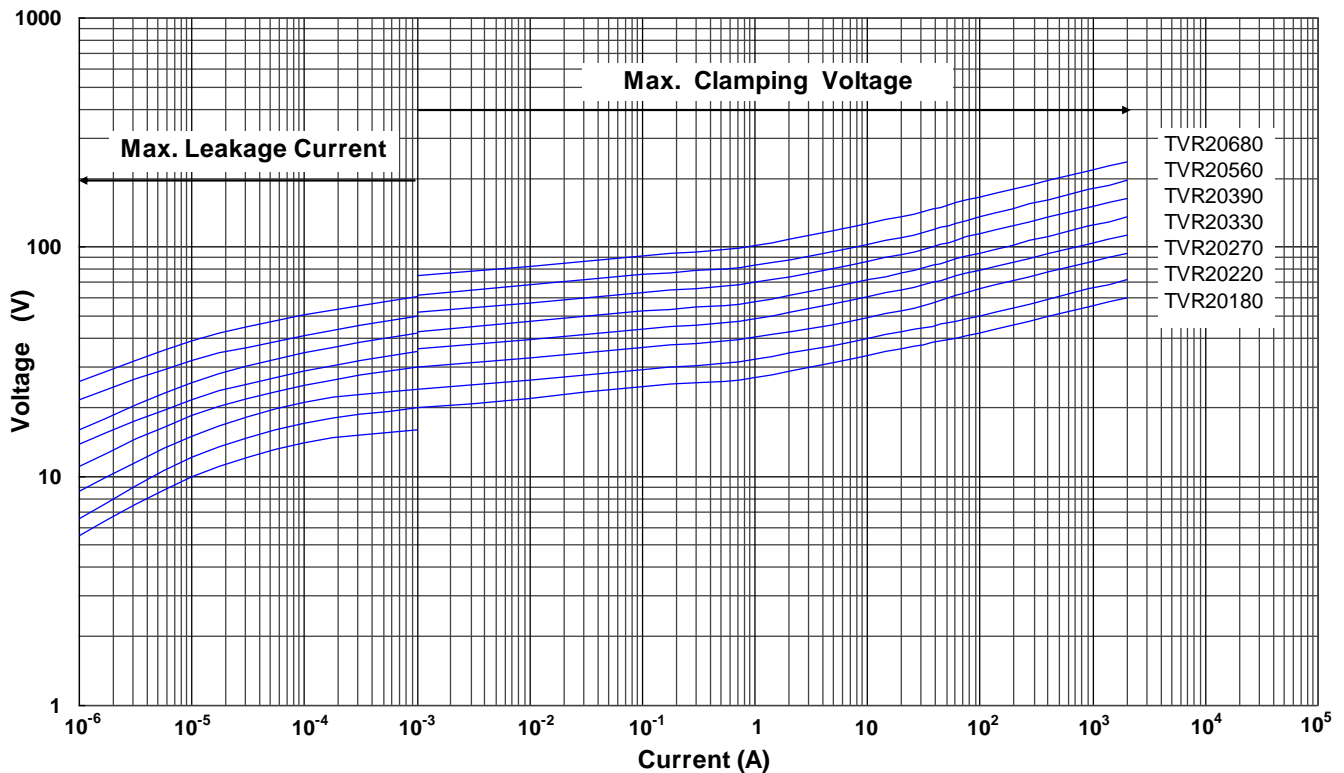
Disc Type Varistor for Surge Protection

■ Max. Leakage Current and Max. Clamping Voltage Curves

Max. Leakage Current and Max. Clamping Voltage Curves (TVR14511 to TVR14182)



Max. Leakage Current and Max. Clamping Voltage Curves (TVR20180 to TVR20680)



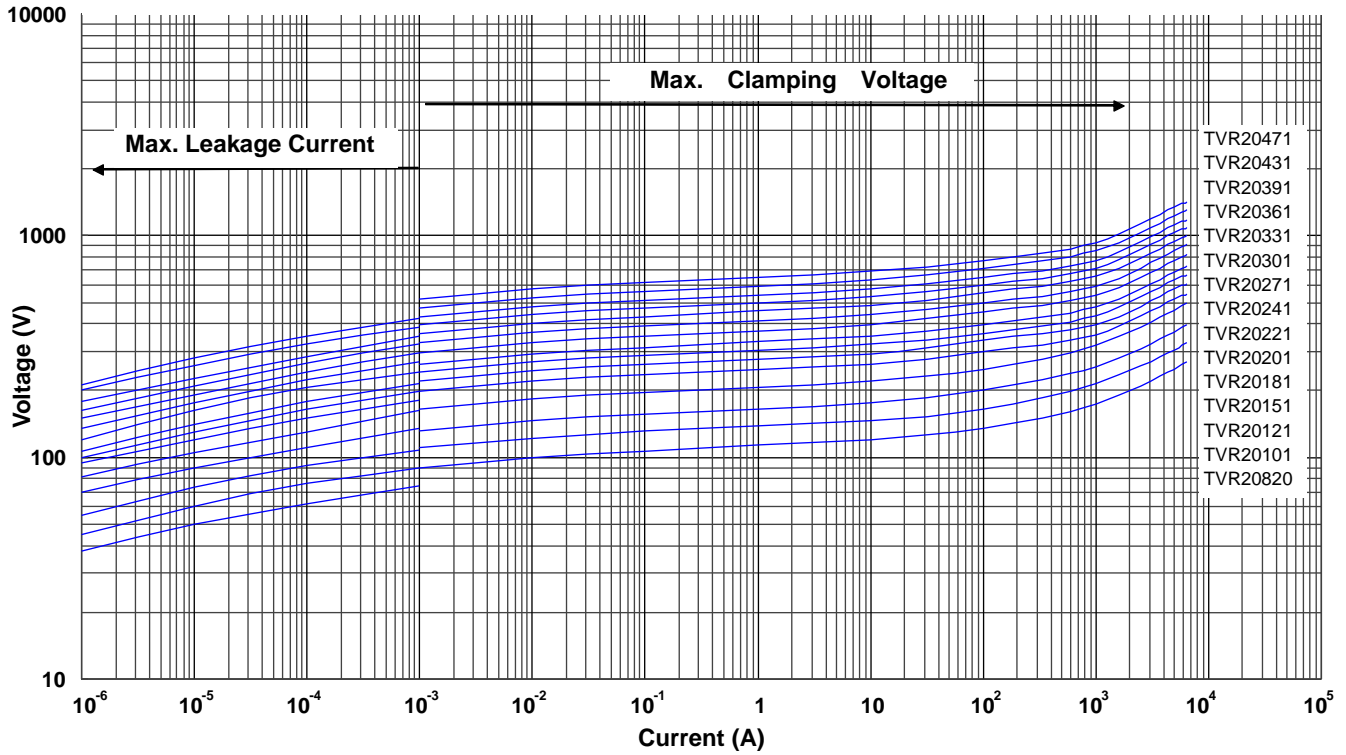
Metal Oxide Varistor : TVR Series



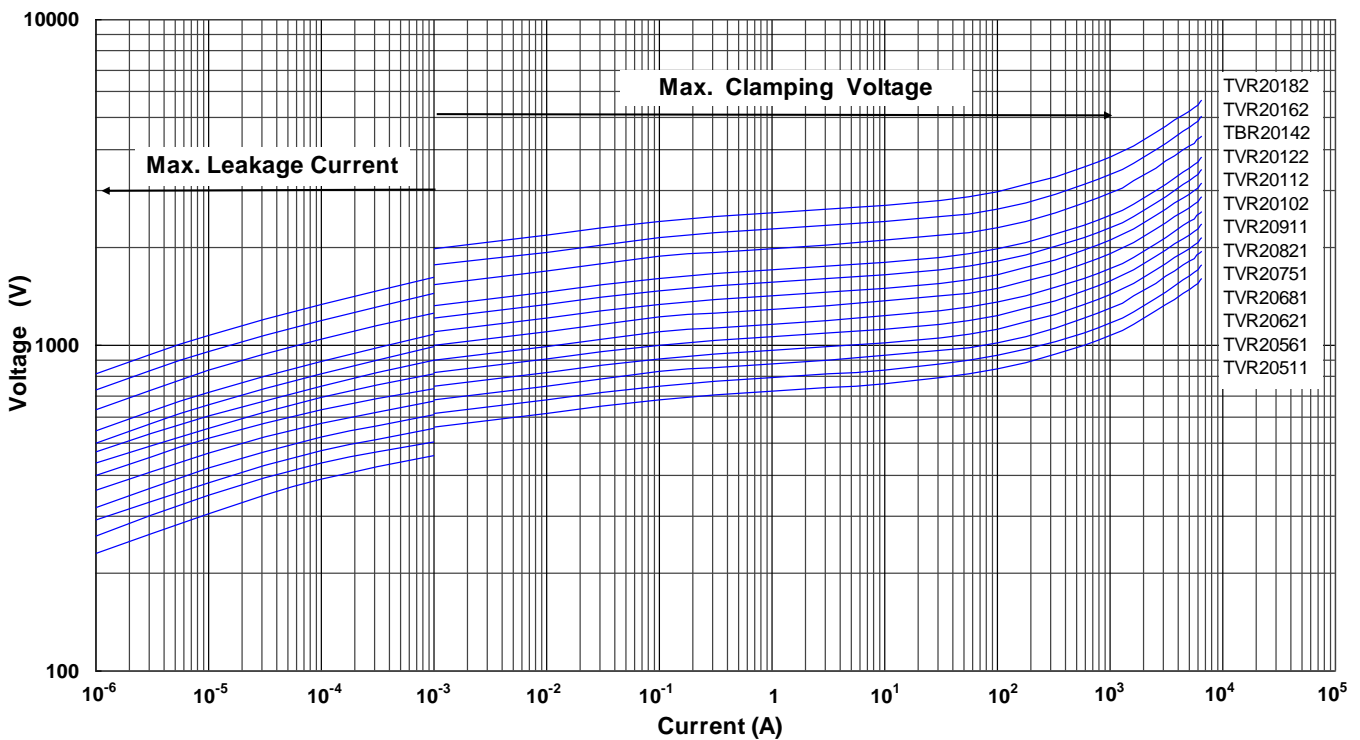
Disc Type Varistor for Surge Protection

■ Max. Leakage Current and Max. Clamping Voltage Curves

Max. Leakage Current and Max. Clamping Voltage Curves (TVR20820 to TVR20471)



Max. Leakage Current and Max. Clamping Voltage Curves (TVR20511 to TVR20182)



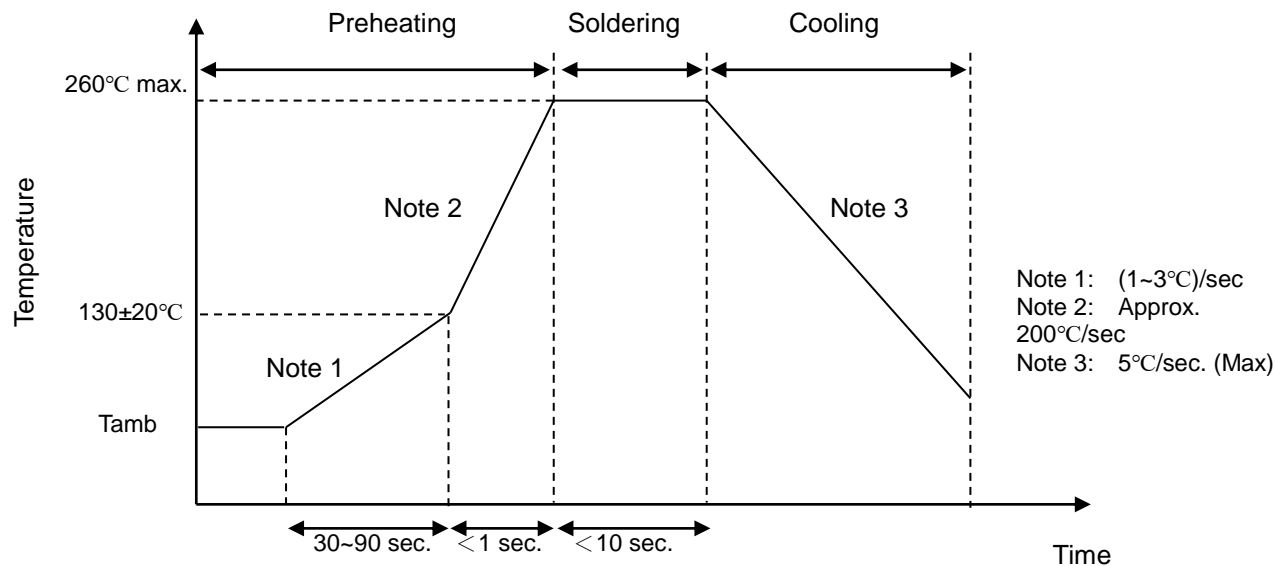
Metal Oxide Varistor : TVR Series



Disc Type Varistor for Surge Protection

■ Soldering Recommendation

● Wave Soldering Profile



● Recommended Reworking Conditions with Soldering Iron

Item	Conditions
Temperature of Soldering Iron-tip	360°C (max.)
Soldering Time	3 sec (max.)
Distance from Varistor	2 mm (min.)

Metal Oxide Varistor : TVR Series



Disc Type Varistor for Surge Protection

■ Reliability

Item	Standard	Test conditions / Methods	Specifications															
Tensile Strength of Terminals	IEC60068-2-21	Gradually apply the specified force and keep the unit fixed for 10±1 sec. Terminal diameter (mm) Force (Kg) 0.5<d≤0.8 1.0 0.8<d≤1.25 2.0	$ \Delta V_{1mA}/V_{1mA} \leq 5\%$ No visible damage															
Bending Strength of Terminals	IEC 60068-2-21	Hold specimen and apply the force specified below to each lead. Bend the specimen to 90°, then return to the original position. Repeat the procedure in the opposite direction. Terminal diameter (mm) Force (Kg) 0.5<d≤0.8 0.5 0.8<d≤1.25 1.0	$ \Delta V_{1mA}/V_{1mA} \leq 5\%$ No visible damage															
Vibration	IEC 60068-2-6	Frequency range: 10-55 Hz Amplitude: 0.75mm or 98 m/s ² Direction: 3 mutually perpendicular directions, 2 hrs each	$ \Delta V_{1mA}/V_{1mA} \leq 5\%$ No visible damage															
Solderability	IEC 60068-2-20	245±3°C, 3±0.3 sec	At least 95% of terminal electrode is covered by new solder															
Resistance to Soldering Heat	IEC 60068-2-20	260±3°C, 10±1 sec, (5±0.5 sec for TVR05)	$ \Delta V_{1mA}/V_{1mA} \leq 5\%$ No visible damage															
High Temperature Storage	IEC 60068-2-2	125±5°C x 1000±24 hrs	$ \Delta V_{1mA}/V_{1mA} \leq 5\%$ No visible damage															
Damp Heat, Steady State	IEC60068-2-78	a. 40±2°C, 90 ~ 95 % RH, 1344 hrs b. 40±2°C, 90 ~ 95 % RH, at 10%Vdc, 1344 hrs	$ \Delta V_{1mA}/V_{1mA} \leq 5\%$ No visible damage Insulation Resistance ≥100MΩ															
Rapid Change of Temperature	IEC 60068-2-14	The conditions shown below shall be repeated 5 cycles <table border="1"> <thead> <tr> <th>Step</th> <th>Temperature (°C)</th> <th>Period (minutes)</th> </tr> </thead> <tbody> <tr> <td>1</td> <td>-40±3</td> <td>30±3</td> </tr> <tr> <td>2</td> <td>Room temperature</td> <td>5±3</td> </tr> <tr> <td>3</td> <td>105±2</td> <td>30±3</td> </tr> <tr> <td>4</td> <td>Room temperature</td> <td>5±3</td> </tr> </tbody> </table>	Step	Temperature (°C)	Period (minutes)	1	-40±3	30±3	2	Room temperature	5±3	3	105±2	30±3	4	Room temperature	5±3	$ \Delta V_{1mA}/V_{1mA} \leq 5\%$ No visible damage
Step	Temperature (°C)	Period (minutes)																
1	-40±3	30±3																
2	Room temperature	5±3																
3	105±2	30±3																
4	Room temperature	5±3																
High Temp. Load	MIL-STD-202 Method 108	105±2°C, 1000±24 hrs at V _{DC} or V _{rms} (Max. Continuous Voltage)	$ \Delta V_{1mA}/V_{1mA} \leq 10\%$ No visible damage															
8/20μs Surge Life	IEC 61051-1	8/20μs waveform, 10 surge currents, unipolar, interval 30 secs, amplitude corresponding to max. surge current derating curves for 20μs.	$ \Delta V_{1mA}/V_{1mA} \leq 10\%$ No visible damage															
10/1000μs Surge Life	IEC 61051-1	10/1000μs waveform, 10 surge currents, unipolar, interval 2mins, amplitude corresponding to max. surge current derating curves for 1000μs.	$ \Delta V_{1mA}/V_{1mA} \leq 10\%$ No visible damage															
Voltage Proof	IEC 61051-1	Metal balls method, 2500 Vac 1 min	No visible damage															
Varistor Voltage Temp. Coefficient	Specification Standard	$\frac{V_{1mA} \text{ at } 105^{\circ}\text{C} - V_{1mA} \text{ at } 25^{\circ}\text{C}}{V_{1mA} \text{ at } 25^{\circ}\text{C}} \times \frac{1}{80} \times 100 (\% / ^{\circ}\text{C})$ $\frac{V_{1mA} \text{ at } -40^{\circ}\text{C} - V_{1mA} \text{ at } 25^{\circ}\text{C}}{V_{1mA} \text{ at } 25^{\circ}\text{C}} \times \frac{1}{65} \times 100 (\% / ^{\circ}\text{C})$	-0.05 ≤ TC ≤ 0.05 (%/°C)															

Metal Oxide Varistor : TVR Series

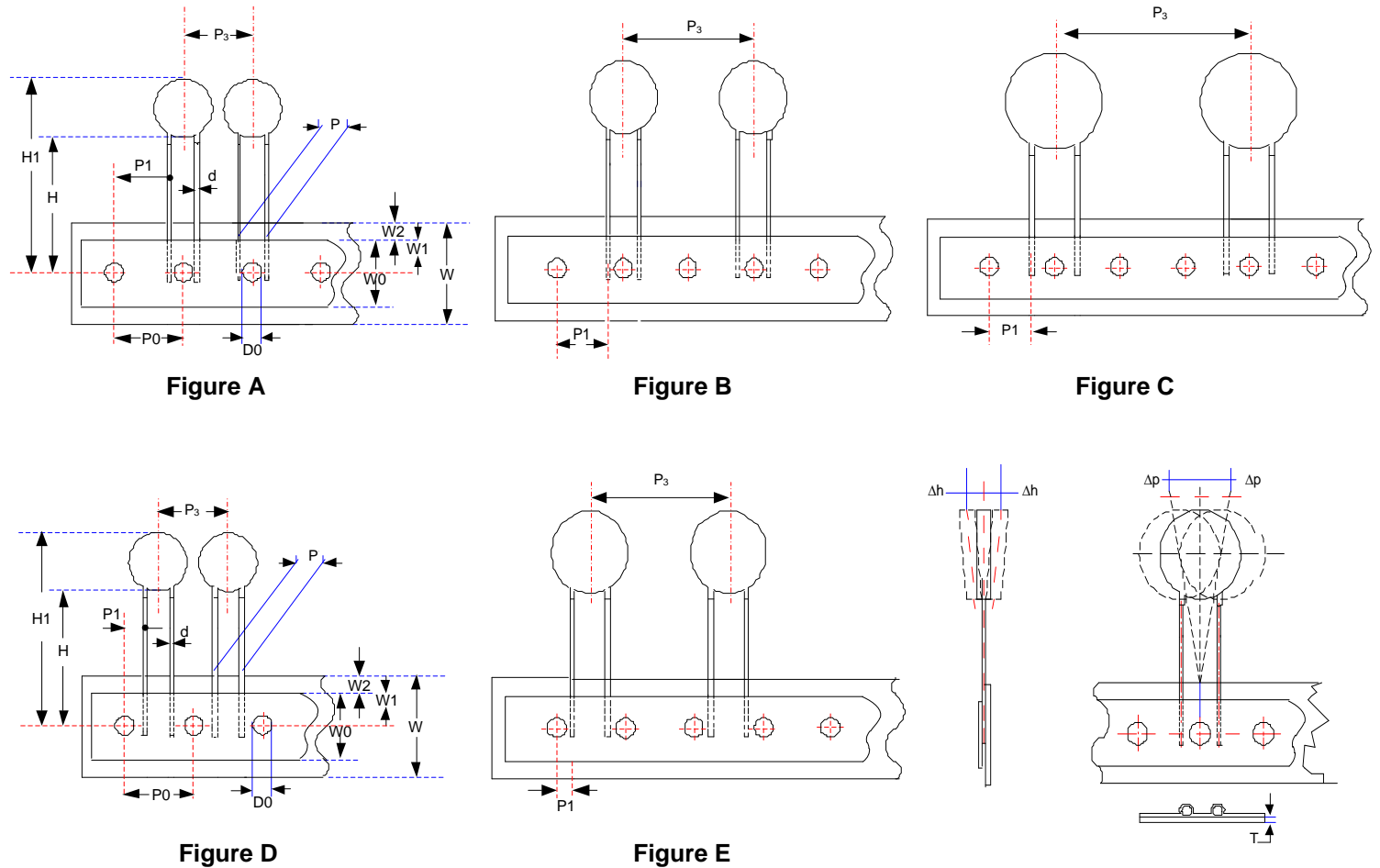


Disc Type Varistor for Surge Protection

■ Packaging

● Taping Specification

S Type (Straight Lead)



(Unit: mm)

Taping Code	Body Size	P ₀	P	P ₃	P ₁	H	H ₁	d	W ₀	W ₁	W ₂	W	Δ P	Δ h	D ₀	T	Figure
		±0.3	±1	±1	±1	+2/-0	Max.	±0.02	±1	+0.75/-0.5	Max	+1/-0.5	Max.	Max.	±0.2	±0.2	
A (P ₀ :12.7)	05	12.7	5.0	12.7	3.55	18	28.0	0.6	12	9	3	18	1	2	4	0.6	D
	07	12.7	5.0	12.7	3.55	18	30.0	0.6	12	9	3	18	1	2	4	0.6	D
	10	12.7	7.5	12.7	8.55	18	33.5	0.8	12	9	3	18	1	2	4	0.6	A
	14	12.7	7.5	25.4	8.55	18	38.0	0.8	12	9	3	18	1	2	4	0.6	B
	20	12.7	10.0	25.4	7.20	18	40.5	1.0	12	9	3	18	1	2	4	0.6	C
E (P ₀ :15.0)	05	15	5.0	15.0	4.70	18	28.0	0.6	12	9	3	18	1	2	4	0.6	D
	07	15	5.0	15.0	4.70	18	30.0	0.6	12	9	3	18	1	2	4	0.6	D
	10	15	7.5	15.0	3.35	18	33.5	0.8	12	9	3	18	1	2	4	0.6	D
	14	15	7.5	30.0	3.35	18	38.0	0.8	12	9	3	18	1	2	4	0.6	E
	20	15	10.0	30.0	9.50	18	40.5	1.0	12	9	3	18	1	2	4	0.6	B

Metal Oxide Varistor : TVR Series

Disc Type Varistor for Surge Protection



F Type (Y Kink Lead)

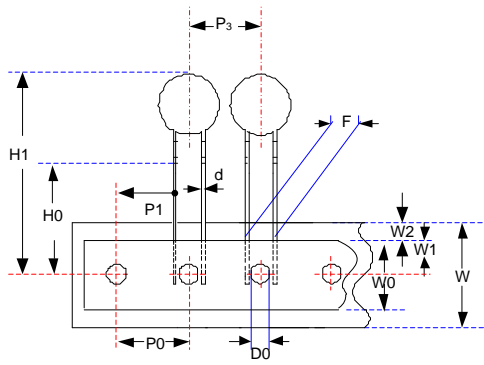


Figure A

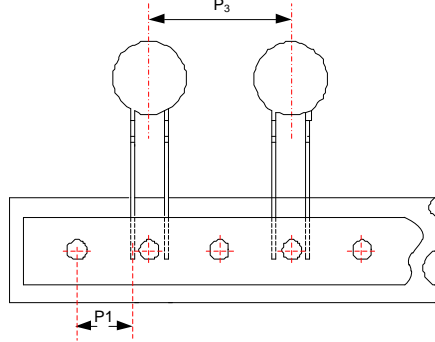
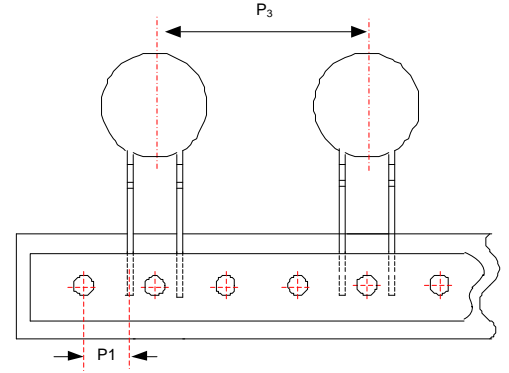


Figure B



P₃

Figure C

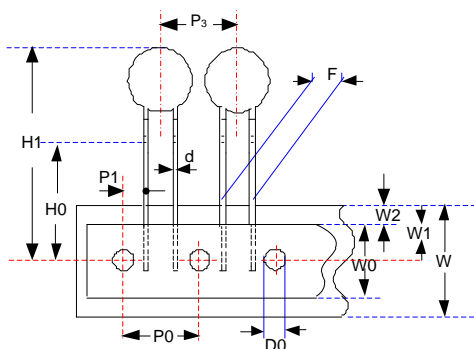


Figure D

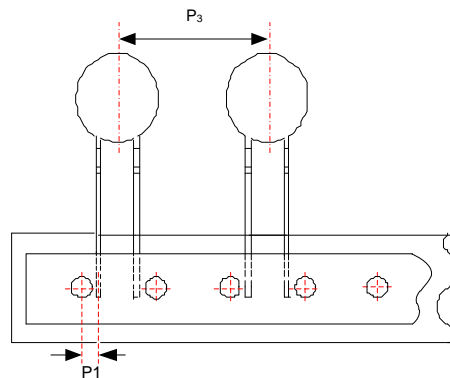
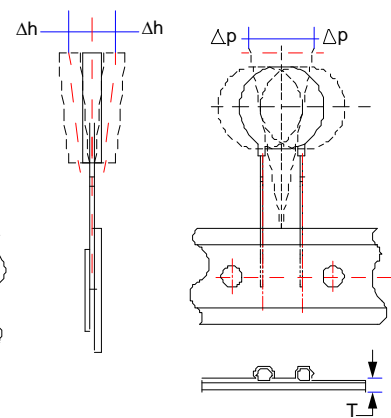


Figure E



(Unit: mm)

Taping Code	Body Size	P ₀	P	P ₃	P ₁	H ₀	H ₁	d	W ₀	W ₁	W ₂	W	ΔP	Δh	D ₀	T	Figure
		±0.3	±1	±1	±1	±0.5	Max.	±0.02	±1	+0.75/-0.5	Max	+1/-0.5	Max.	Max.	±0.2	±0.2	
A (P ₀ :12.7)	05	12.7	5.0	12.7	3.55	16	28.0	0.6	12	9	3	18	1	2	4	0.6	D
	07	12.7	5.0	12.7	3.55	16	30.0	0.6	12	9	3	18	1	2	4	0.6	D
	10	12.7	7.5	12.7	8.55	16	33.5	0.8	12	9	3	18	1	2	4	0.6	A
	14	12.7	7.5	25.4	8.55	16	38.0	0.8	12	9	3	18	1	2	4	0.6	B
	20	12.7	10.0	25.4	7.20	16	44.5	1.0	12	9	3	18	1	2	4	0.6	C
E (P ₀ :15.0)	05	15	5.0	15.0	4.70	16	28.0	0.6	12	9	3	18	1	2	4	0.6	D
	07	15	5.0	15.0	4.70	16	30.0	0.6	12	9	3	18	1	2	4	0.6	D
	10	15	7.5	15.0	3.35	16	33.5	0.8	12	9	3	18	1	2	4	0.6	D
	14	15	7.5	30.0	3.35	16	38.0	0.8	12	9	3	18	1	2	4	0.6	E
	20	15	10.0	30.0	9.50	16	44.5	1.0	12	9	3	18	1	2	4	0.6	B

Metal Oxide Varistor : TVR Series



Disc Type Varistor for Surge Protection

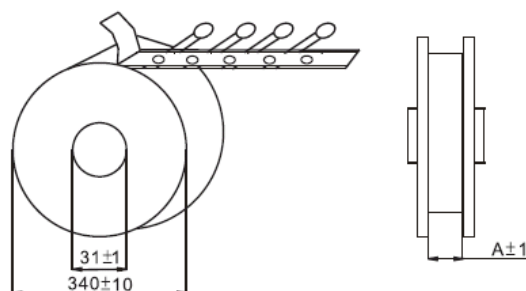
■ Quantity

● Bulk Packing

Series	Straight Lead Type Quantity (pcs/bag)	Cut Lead Type Quantity (pcs/bag)	Kink Type Quantity (pcs/bag)
TVR05	250	250	---
TVR07	250	250	200
TVR10 (180~751)	200	200	200
TVR10 (821~182)	100	100	100
TVR14	100	100	100
TVR20	50	50	50

● Reel Packing

Series	A (mm)	Quantity (pcs/reel)
TVR05(180~391)	46	1,500
TVR05(431~751)		1,000
TVR07(180~391)		1,500
TVR07(431~821)		1,000
TVR10(180~911)		1,000
TVR10(102~112)		750
TVR10(122~182)		500
TVR14(180~470)		800
TVR14(560~391)		750
TVR14(431~182)		500
TVR20(180~431)	55	500
TVR20(471~681)		400
TVR20(751~182)		250



(Unit: mm)

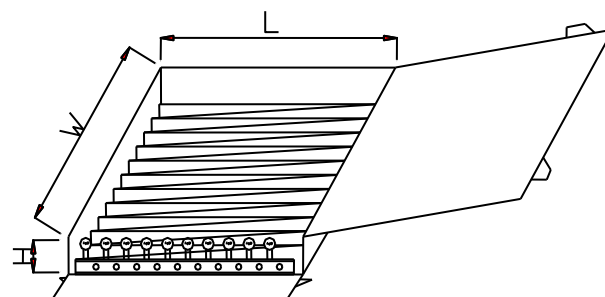
Metal Oxide Varistor : TVR Series



Disc Type Varistor for Surge Protection

● Ammo Packing

Series	Quantity (pcs/box) P0=12.7mm	Quantity (pcs/box) P0=15.0mm
TVR05(180~391)	1,500	1,500
TVR05(431~751)	1,200	1,000
TVR07(180~391)	1,500	1,500
TVR07(431~511)	1,200	1,200
TVR07(561~821)	1,000	1,200
TVR10(180~361)	1,200	950
TVR10(391~621)	1,200	750
TVR10(681~112)	800	600
TVR10(122~182)	700	400
TVR14(180~271)	650	500
TVR14(301~561)	500	450
TVR14(621~751)	400	350
TVR14(821~112)	300	300
TVR14(122~182)	300	250
TVR20(180~751)	300	300
TVR20(821~182)	250	250



(Unit: mm)

Series	W±5	L±5	H±5
TVR05 ~ TVR20	345	275	55

■ Warehouse Storage Conditions of Products

- Storage Conditions:
 1. Storage Temperature: -10°C ~ +40°C
 2. Relative Humidity: ≤ 75%RH
 3. Keep away from corrosive atmosphere and sunlight.
- Period of Storage: 1 year

Looking for pricing, stock, or lifecycle information?

Click below to explore more details on WIN SOURCE:

- ⊖ [View TVR14681KSY on WIN SOURCE](#)
- ⊖ [Thinking Electronic Industrial Co.,Ltd Information](#)

Optimize Your Supply Chain with WIN SOURCE Solutions

- ✓ Global Sourcing Solution
- ✓ Obsolete Management
- ✓ Cost Control Management
- ✓ Shortage Management
- ✓ Alternative Solution
- ✓ Excess Inventory Management