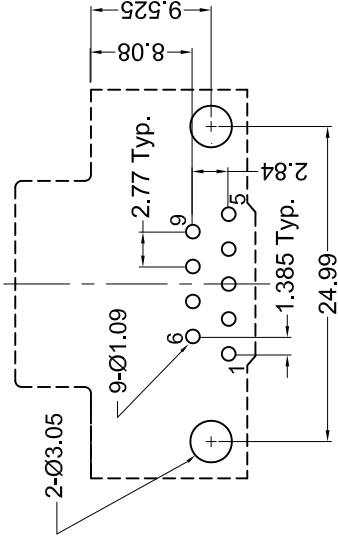
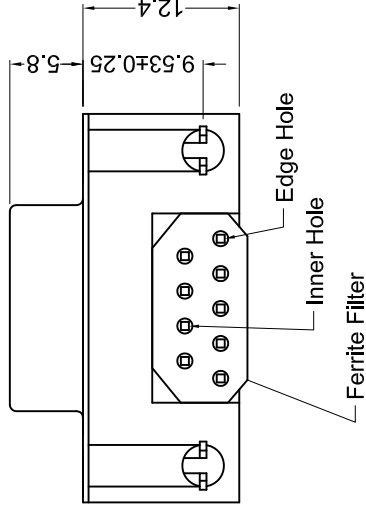
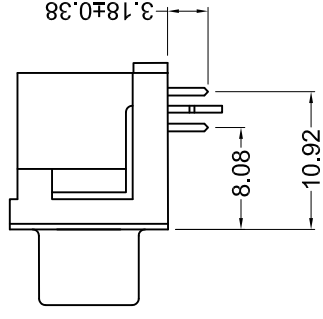
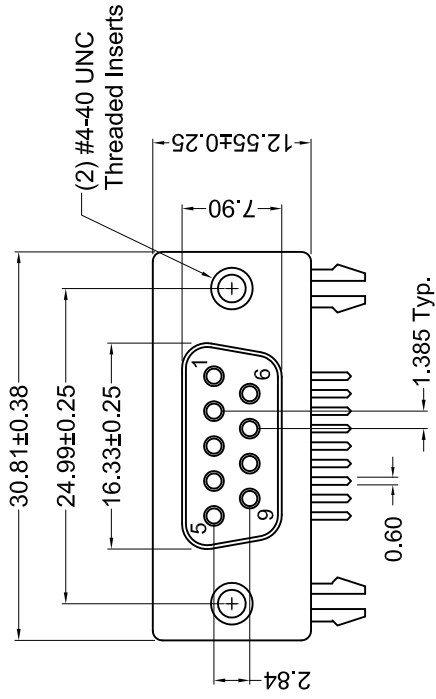




**THE DATASHEET OF  
KF22X-E9S-N**





Recommended PCB Layout  
(Top View)

Ferrite Specifications		
Test Frequency	Edge Hole	Inner Hole
30 Mhz	17-27 Ohms	22-30 Ohms
50 Mhz	22-30 Ohms	29-37 Ohms
100 Mhz	29-34 Ohms	35-40 Ohms

Part Number	Contact Area Plating Finish
KF22X-E9S-N	Gold Flash (Standard)
KF22X-E9S-N15	15u" Gold (15 Option)
KF22X-E9S-N30	30u" Gold (30 Option)

REV.	DATE	DESCRIPTION	REV. BY	CHK. BY	DRAWN BY	DATE
A1	02/15/06	New Drawing	R. Aguirre	H. MA	R. Aguirre	10/10/05
A2	02/21/08	ECO #07-049	S. Vien	H. MA		
A3	08/09/13	ECO #12-018	S. Vien	P. DalCanto		
A4	12/31/17	ECO #17-027	J. Elbanna	C. Furumasa		

	UNITS
	mm

**KF22X-E9S-N**

Right Angle, Ferrite D-Sub, RoHS

9 Position, Female, 0.318"

R0

## Looking for pricing, stock, or lifecycle information?

Click below to explore more details on WIN SOURCE:

 [View KF22X-E9S-N on WIN SOURCE](#)

 [Kycon, Inc. Information](#)

## Optimize Your Supply Chain with WIN SOURCE Solutions

-  Global Sourcing Solution
-  Obsolete Management
-  Cost Control Management
-  Shortage Management
-  Alternative Solution
-  Excess Inventory Management