



**THE DATASHEET OF  
A9PS26-0011**



## Ultra subminiature Pushbutton Switch

## A9PS

### Ultra subminiature size.

- Gold-plated clip contact ensure high reliability.
- The sealed bottom prevents flux penetration.
- Washable, equivalent to IP64 (IEC-60529).
- A9PS is smaller than A9P.  
Height: A9P 13.3mm, A9PS 10.5mm (30% smaller than A9P)






RoHS Compliant

### Typical Applications

Security Control Boards  
Electric Power Instrumentation  
Program Controllers



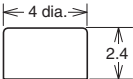
### List of Models

Terminal Shape	DIP Terminal		Right Angle Terminal		Vertical Mount Terminal		
							
Switching Functions							
		SPST	DPST	SPST	DPST	SPST	DPST
OFF	(ON)	A9PS16-0011	A9PS26-0011	A9PS16-0012	A9PS26-0012	A9PS16-0013	A9PS26-0013
Quantity per tray		100		25		50	

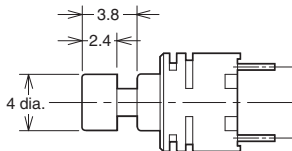
Note: (ON) shows Momentary.

### Caps

Available wide range of colors.

Colors	White	Black	Blue	Green	Yellow	Red
Models	A9PS-011	A9PS-021	A9PS-041	A9PS-051	A9PS-061	A9PS-071
Dimension						

Dimension with the cap.

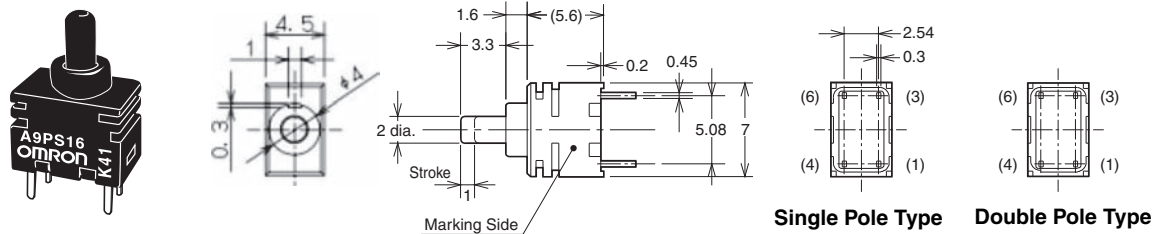


■ Ratings/Characteristics

Rating (resistive load)	14 mA at 28 VAC/DC, 0.1 μA (minimum current) at 20 mVAC/DC	
Ambient operating temperature	-20 °C to +80 °C 60% RH max. (with no icing or condensation)	
Ambient operating humidity	45 to 85% RH (at +5 to +35 °C)	
Insulation resistance	500 MΩ min. (at 500 VDC with insulation tester)	
Contact resistance (initial value)	80 mΩ max.	
Dielectric strength	500 VAC for 1min between terminals, between terminals and ground	
Vibration resistance	Malfunction	10 to 55 Hz, 1.5-mm double amplitude
Shock resistance	Malfunction	500 m/s <sup>2</sup> min.
Durability	Mechanical	50,000 operations min.
	Electrical	50,000 operations min.
Degree of protection	IEC IP64	
Washing	Possible	
Operating force	4.9 N max.	
Weight	0.3 g	

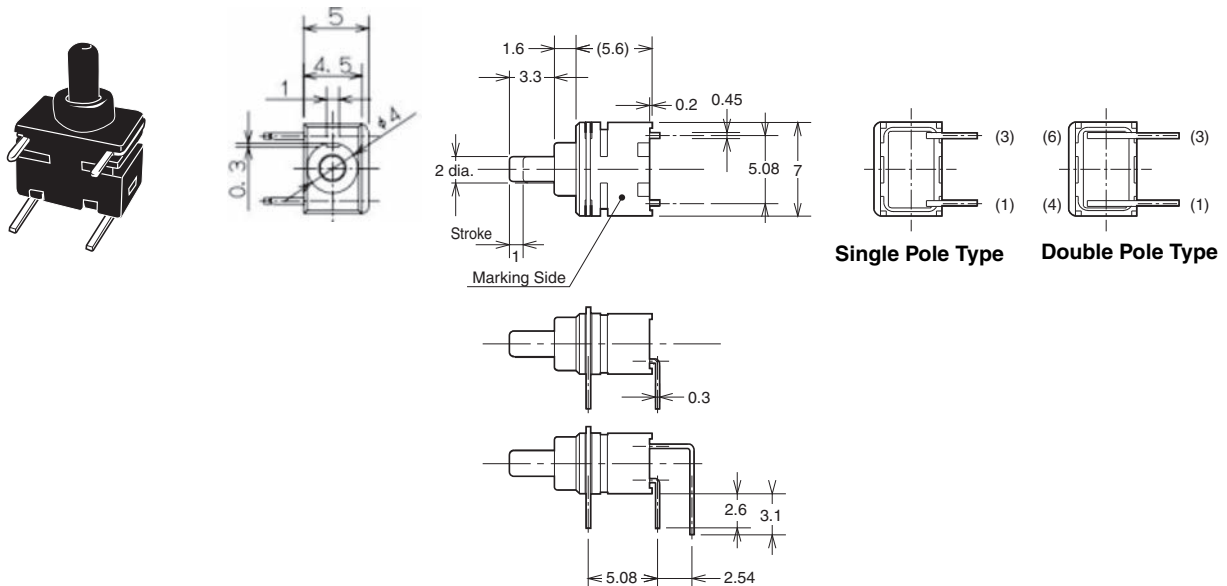
■ Dimensions (Unit: mm)

● DIP Terminal Models



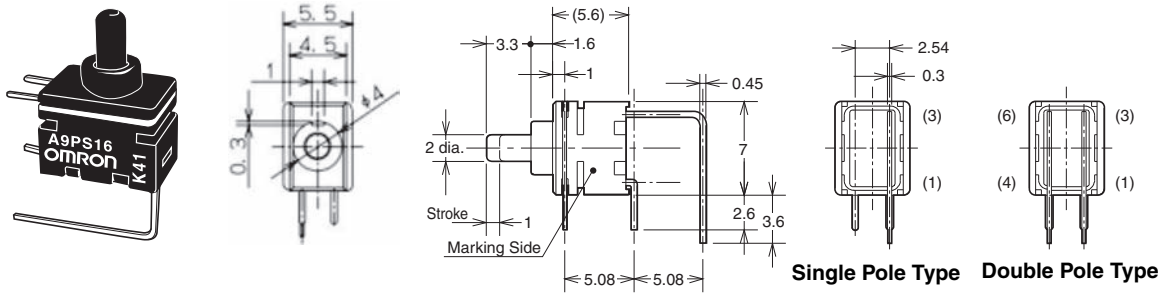
Note: NO.(4) and (6) terminals in the SPDT models are dummies to support the Switch case.

● Right Angle Terminal Models



Note: Unless otherwise specified, a tolerance of ±0.4 mm applies to all dimensions.

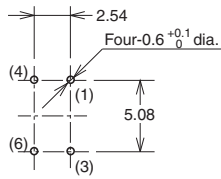
● Vertical Mount Terminal Models



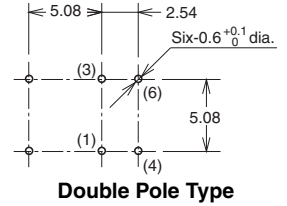
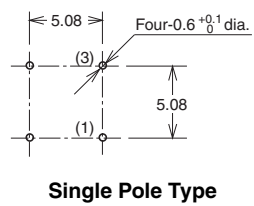
Note: Unless otherwise specified, a tolerance of  $\pm 0.4$  mm applies to all dimensions.

■ PCB Dimensions (Top View)

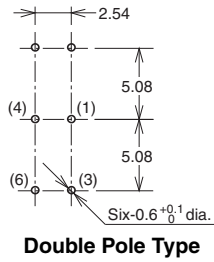
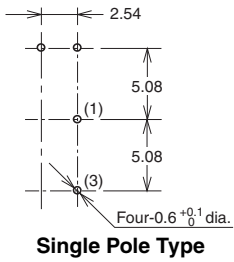
DIP Terminal Models



Right Angle Terminal Models



Vertical Mount Terminal Models



■ Switching Function / Internal Connections

	Switching Functions			
SPST Models	OFF	(ON)		
DPST Models				

Note: (ON) shows Momentary.

## ■ Safety Precautions

Be sure to read the Safety precautions common to all PCB-mount Manual Switch for correct use.

### ● Cautions

Use the switch within the rated voltage and current ranges, otherwise the Switch may have a shortened life expectancy, radiate heat, or burn out. This particularly applies to the instantaneous voltages and currents when switching.

### ● Handling

Do not apply excessive operating force to the Switch. Otherwise the Switch may be damaged or deformed, and the switch mechanism may malfunction as a result. Apply an operating force not exceeding 9.8N {1,000gf}. Apply the operating load from the top of the actuator. Do not apply a load from angle or from side the actuator. Doing so may deform the Switch contact.

### ● Soldering

Observe the following conditions when soldering the Switch.

#### Automatic Soldering Bath

Soldering temperature: 260 °C max. (Preheating: 100 °C 120s max.)

Soldering time: 5s max.

#### Manual Soldering

Soldering temperature: 350 °C at the tip of the soldering iron.

Soldering time: 3s max.

### ● Washing

Apply alcohol based solvents to clean.

Do not clean the Switch immediately after soldering. Wait for at least five minutes after soldering before cleaning.

Ultrasonic cleaning is not available dip into Switch washing agents for two minutes maximum.

### ● Using Flux

Making mistakes in the type of flux or in the amount or method in which it is applied can cause flux to enter the interior of the Switch, with adverse effects on Switch performance. Assess the proper flux, conditions, and methods prior to using it.

### ● RoHS Compliant

The "RoHS Compliant" designation indicates that the listed models do not contain the six hazardous substances covered by the RoHS Directive.

Reference: The following standards are used to determine compliance for the six substances.

- Lead: 1,000 ppm max.
- Mercury: 1,000 ppm max.
- Cadmium: 100 ppm max.
- Hexavalent chromium: 1,000 ppm max.
- PBB: 1,000 ppm max.
- PBDF: 1,000 ppm max.

### ● Environment for Storage and Use

To prevent discoloration of the terminals and other problems during storage, do not store the Switch in locations subject to the following conditions.

1. High temperature or humidity
2. Corrosive gases
3. Direct sunlight

Also, the Switch is not waterproof or splash-resistance.

Do not use the Switch in locations that are subject to contact with water. Do not subject the Switch to freezing or condensation.

• Application examples provided in this document are for reference only. In actual applications, confirm equipment functions and safety before using the product.  
• Consult your OMRON representative before using the product under conditions which are not described in the manual or applying the product to nuclear control systems, railroad systems, aviation systems, vehicles, combustion systems, medical equipment, amusement machines, safety equipment, and other systems or equipment that may have a serious influence on lives and property if used improperly. Make sure that the ratings and performance characteristics of the product provide a margin of safety for the system or equipment, and be sure to provide the system or equipment with double safety mechanisms.

**Note: Do not use this document to operate the Unit.**

## Looking for pricing, stock, or lifecycle information?

Click below to explore more details on WIN SOURCE:

 [View A9PS26-0011](#) on WIN SOURCE

 [Omron](#) Information

## Optimize Your Supply Chain with WIN SOURCE Solutions

-  Global Sourcing Solution
-  Obsolete Management
-  Cost Control Management
-  Shortage Management
-  Alternative Solution
-  Excess Inventory Management