



**THE DATASHEET OF
RSM-108-02-L-D-K-TR**

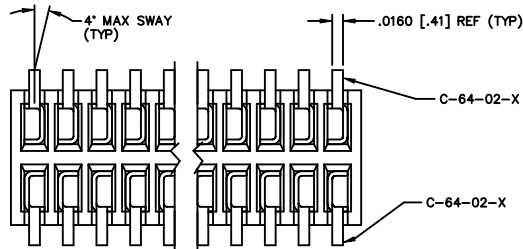
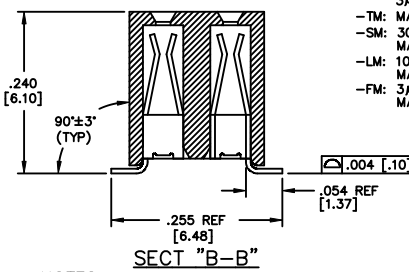
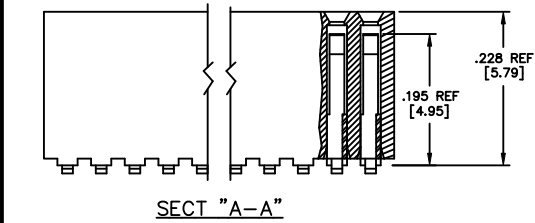
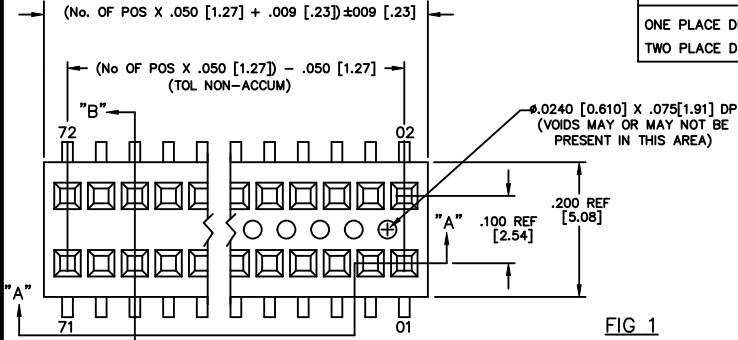


REVISION AX

UNLESS OTHERWISE NOTED
 DIMENSIONS ARE IN INCHES
 TOLERANCES ARE:
 ONE PLACE DECIMALS: ± .1
 TWO PLACE DECIMALS: ± .01
 THREE PLACE DECIMALS: ± .005
 FOUR PLACE DECIMALS: ± .0020
 ANGLES
 ± 5°

TITLE: RECEPTACLE
 SURFACE MOUNT
 (DOUBLE ROW)

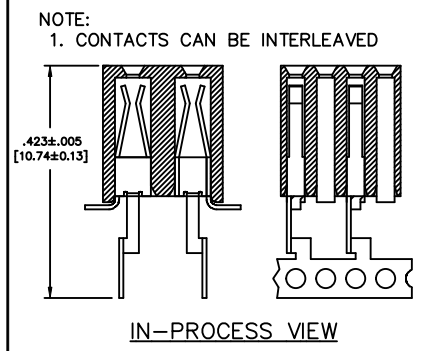
DWG NO: RSM-1XX-XX-XXX-D-XX-X-XX
 SHEET 1 OF 2



NOTES:

1. WILL LOSE A POSITION FOR EVERY CUT MADE ON A SOCKET STRIP; CUT FLASH TO BE .010 [.25] MAX WITH NO FLASH ALLOWED IN HOLES OR EXTENDING BELOW LEADS.
2. Ⓞ REPRESENTS A CRITICAL DIMENSION.
3. MINIMUM RETENTION FORCE: 1.0 LB.
4. DUE TO THE HIGH AMOUNT OF INSERTION FORCE NEEDED, THE -LC OPTION IS NOT COMPATIBLE WITH AUTO PLACEMENT. SAMTEC RECOMMENDS MANUAL PLACEMENT FOR ALL ASSEMBLIES WITH THE -LC OPTION.
5. INSULATOR MATERIAL: LCP, UL 94 V0
6. LAYER PACKAGE POSITIONS 2-4, TUBE PACKAGE POSITIONS 5-36.
7. ORDERS WILL BE PACKAGED ACCORDING TO THE SAMTEC PACKAGING EFFICIENCY STANDARDS (SPES) FOUND ON WWW.SAMTEC.COM.
8. ATTACH LABEL TO EACH REEL.

- RSM-1XX-XX-XXX-D-XX-X-XX
- BODY LENGTH SPECIFICATION**
 -02 THRU -40 POSITIONS
- LEAD STYLE**
 -02: C-64-02-X
- PLATING SPECIFICATIONS**
- S: 30μ SELECTIVE GOLD IN CONTACT AREA MATTE TIN ON TAIL
 - F: 3μ FLASH SELECTIVE GOLD IN CONTACT AREA MATTE TIN ON TAIL
 - L: 10μ LIGHT SELECTIVE GOLD IN CONTACT AREA MATTE TIN ON TAIL
 - T: MATTE TIN CONTACT AND TAIL
 - STL: 30μ SELECTIVE GOLD IN CONTACT AREA TIN/LEAD (90%/10 +/-5%) TAIL
 - H: 30μ HEAVY GOLD IN CONTACT AREA 3μ ON TAIL
 - TM: MATTE TIN CONTACT AND TAIL
 - SM: 30μ SELECTIVE GOLD IN CONTACT AREA MATTE TIN ON TAIL
 - LM: 10μ LIGHT SELECTIVE GOLD IN CONTACT AREA MATTE TIN ON TAIL
 - FM: 3μ FLASH SELECTIVE GOLD IN CONTACT AREA MATTE TIN ON TAIL
- PACKAGING**
- BLANK: TUBES (SEE NOTE 6)
 - TR: TAPE & REEL (SEE NOTES 7 & 8)
 - FR: FULL REEL QTY TAPE & REEL (SEE NOTES 7 & 8)
- PICK AND PLACE OPTION**
- P: PICK AND PLACE PAD (AVAILABLE ON POS. 5 THRU 40 ONLY) (USE LMP-02)(SEE FIG 3, SHT 2)
 - K: POLYAMIDE FILM PAD (AVAILABLE ON POS. 5 THRU 40 ONLY) (.005 [.13] THICKNESS WITH SILICONE ADHESIVE)(SEE FIG 4, SHT 2) (USE K-DOT-.246-.375-.005)
- OPTIONS**
- LC: LOCKING CLIP (USE LC-05-TM)(SEE FIG 2, SHT 2)(SEE NOTE 4)
- BODY SPECIFICATION**
- D: DOUBLE ROW (USE RSM-XX-D)



PACKAGING

NOTES:

1. 1st POSITION TO BE LOADED IN TUBE IN THE DIRECTION OF THE ARROW.
2. NOTE DELETED.
3. ENDWALLS TO BE .020±.003"

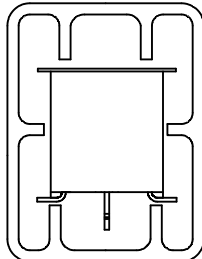
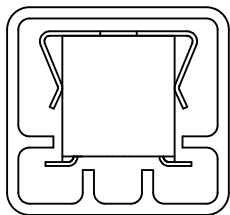


TABLE 1

OPTION	TUBE	PLUG
-K, -LC, -K-LC	PT-1-24-04-64	TP-03
NONE, -P, -P-LC	PT-1-24-05-38	TP-09

samtec

520 PARK EAST BLVD. NEW ALBANY, INDIANA 47150
 PHONE (812) 944-6733 P.O. BOX 1147
 CODE 55322



MADE BY: GREG REIDINGER 11-24-92

RSM-1XX-XX-XXX-D-XX-X-XX
 SHEET 1 OF 2

PROPRIETARY NOTE
 THIS DOCUMENT CONTAINS CONFIDENTIAL AND PROPRIETARY INFORMATION AND ALL RIGHTS, INCLUDING PATENT RIGHTS AND TRADE SECRET RIGHTS, ARE EXPRESSLY RESERVED BY SAMTEC, INC. THIS DOCUMENT SHALL NOT BE DISCLOSED, IN WHOLE OR PART, TO ANY UNAUTHORIZED PERSON OR ENTITY NOR REPRODUCED, TRANSMITTED OR INCORPORATED IN ANY OTHER PROJECT IN ANY MANNER WITHOUT THE EXPRESS WRITTEN CONSENT OF SAMTEC, INC.

Looking for pricing, stock, or lifecycle information?

Click below to explore more details on WIN SOURCE:

-  [View RSM-108-02-L-D-K-TR on WIN SOURCE](#)
-  [Samtec Inc. Information](#)

Optimize Your Supply Chain with WIN SOURCE Solutions

-  Global Sourcing Solution
-  Obsolete Management
-  Cost Control Management
-  Shortage Management
-  Alternative Solution
-  Excess Inventory Management