

Relay Module - RIF-1-RPT-LDP-24DC/1X21 - 2903342

Please be informed that the data shown in this PDF Document is generated from our Online Catalog. Please find the complete data in the user's documentation. Our General Terms of Use for Downloads are valid (<http://download.phoenixcontact.com>)



Pre-assembled relay module with push-in connection, consisting of: relay base, power contact relay, plug-in display/suppressor module, and retaining bracket. Contact type: 1 PDT. Input voltage: 24 V DC



Key commercial data

| | |
|--------------------------------------|----------|
| Packing unit | 1 pc |
| Weight per Piece (excluding packing) | 70.0 GRM |
| Custom tariff number | 85364110 |
| Country of origin | China |

Technical data

Dimensions

| | |
|--------|-------|
| Width | 16 mm |
| Height | 93 mm |
| Depth | 75 mm |

Ambient conditions

| | |
|---|------------------|
| Ambient temperature (operation) | -40 °C ... 70 °C |
| Ambient temperature (storage/transport) | -40 °C ... 85 °C |

Coil side

| | |
|---|---------------|
| Nominal input voltage U_N | 24 V DC |
| Input voltage range in reference to U_N | (see diagram) |
| Nominal input current at U_{IN} | 18 mA |
| Typical response time | 8 ms |
| Typical release time | 10 ms |
| Operating voltage display | Yellow LED |

Relay Module - RIF-1-RPT-LDP-24DC/1X21 - 2903342

Technical data

Coil side

| | |
|--------------------|---------------------------|
| Protective circuit | Damping diode |
| | Polarity protection diode |

Contact side

| | |
|--|---------------------------|
| Contact type | 1 PDT |
| Contact material | AgNi |
| Maximum switching voltage | 250 V AC/DC |
| Minimum switching voltage | 12 V (at 10 mA) |
| Maximum inrush current | 50 A (20 ms, N/O contact) |
| Min. switching current | 10 mA (at 12 V) |
| Limiting continuous current | 11 A (see diagram) |
| Interrupting rating (ohmic load) max. | 264 W (at 24 V DC) |
| | 58 W (at 48 V DC) |
| | 48 W (at 60 V DC) |
| | 50 W (at 110 V DC) |
| | 80 W (at 220 V DC) |
| | 2750 VA (for 250 V AC) |
| Switching capacity in acc. with DIN VDE 0660/IEC 60947 | 2 A (24 V (DC13)) |
| | 6 A (230 V (AC 15)) |

Connection data

| | |
|--|----------------------|
| Connection method | Push-in connection |
| Conductor cross section solid min. | 0.14 mm ² |
| Conductor cross section solid max. | 1.5 mm ² |
| Conductor cross section stranded min. | 0.14 mm ² |
| Conductor cross section stranded max. | 1.5 mm ² |
| Conductor cross section stranded, with ferrule with plastic sleeve min. | 0.14 mm ² |
| Conductor cross section stranded, with ferrule with plastic sleeve max. | 1.5 mm ² |
| Conductor cross section stranded, with ferrule without plastic sleeve min. | 0.14 mm ² |
| Conductor cross section stranded, with ferrule without plastic sleeve max. | 1.5 mm ² |
| Conductor cross section AWG/kcmil min. | 26 |
| Conductor cross section AWG/kcmil max | 16 |
| Stripping length | 8 mm |

General

| | |
|--|---|
| Type of note | Notes on operation |
| Note | FBS 2-6... plug-in bridge for the input side (A2) and FBS-2-8... plug-in bridge for the output side (11/21) |
| Test voltage relay winding/relay contact | 4 kV _{rms} (50 Hz, 1 min.) |

Relay Module - RIF-1-RPT-LDP-24DC/1X21 - 2903342

Technical data

General

| | |
|----------------------------------|--------------------------------|
| Operating mode | 100% operating factor |
| Degree of protection | IP20 (Relay socket) |
| | RT III (Relay) |
| Mechanical service life | Approx. 3×10^7 cycles |
| Standards/regulations | DIN EN 50178 |
| | IEC 62103 |
| Rated surge voltage / insulation | 6 kV/safe isolation |
| Rated insulation voltage | 250 V AC |
| Pollution degree | 2 |
| Surge voltage category | III |
| Mounting position | any |
| Assembly instructions | In rows with zero spacing |

Articles in set

Relay socket - RIF-1-BPT/2X21 - 2900931



RIF-1... relay base, for miniature power relay with 1 or 2 PDTs or solid-state relays of the same design, push-in connection, plug-in option for input/suppressor modules, for mounting on NS 35/7,5

Single relay - REL-MR- 24DC/21HC - 2961312



Pluggable miniature relays, with power contact for high continuous current, 1 PDT, input voltage 24 V DC

Plug-in module - RIF-LDP-12-24 DC - 2900939



Plug-in module, for mounting on RIF-1, RIF-2, RIF-3, and RIF-4, with freewheeling diode and yellow LED, polarity: A1+, A2-, input voltage: 12 - 24 V DC $\pm 20\%$

Relay Module - RIF-1-RPT-LDP-24DC/1X21 - 2903342

Articles in set

Retaining bracket - RIF-RH-1 - 2900953



Relay retaining bracket, with ejector function and holder for marking material, suitable for RIF-1 relay base, for 16 mm tall miniature power relay and solid-state relay

Classifications

eCl@ss

| | |
|------------|----------|
| eCl@ss 4.0 | 27371102 |
| eCl@ss 4.1 | 27371102 |
| eCl@ss 5.0 | 27371603 |
| eCl@ss 5.1 | 27371603 |
| eCl@ss 6.0 | 27371603 |
| eCl@ss 7.0 | 27371603 |
| eCl@ss 8.0 | 27371603 |

ETIM

| | |
|----------|----------|
| ETIM 3.0 | EC001456 |
| ETIM 4.0 | EC001456 |
| ETIM 5.0 | EC001437 |

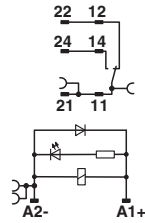
UNSPSC

| | |
|---------------|----------|
| UNSPSC 6.01 | 30211917 |
| UNSPSC 7.0901 | 39121516 |
| UNSPSC 11 | 39121516 |
| UNSPSC 12.01 | 39121516 |
| UNSPSC 13.2 | 39121516 |

Drawings

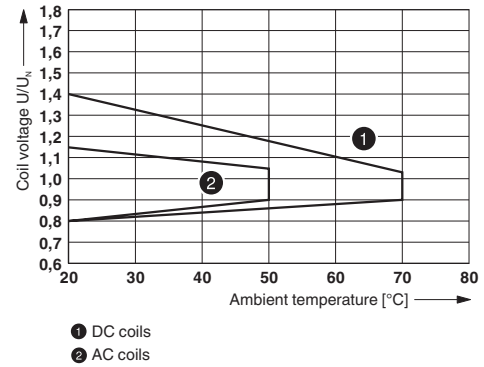
Relay Module - RIF-1-RPT-LDP-24DC/1X21 - 2903342

Circuit diagram



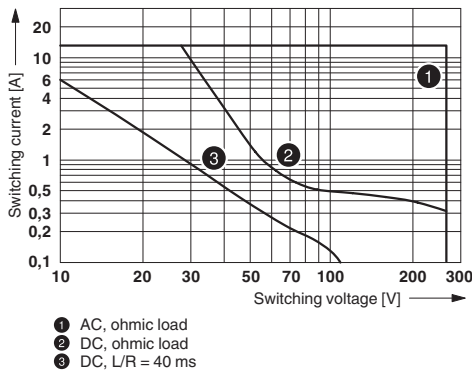
DC coils

Diagram



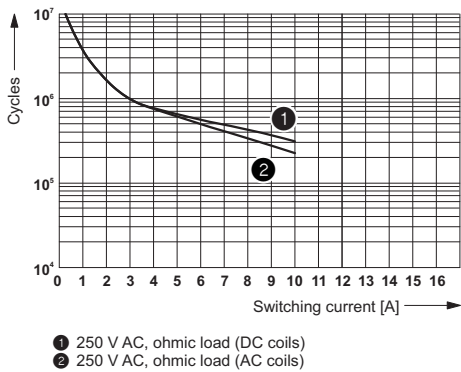
Operating voltage range

Diagram



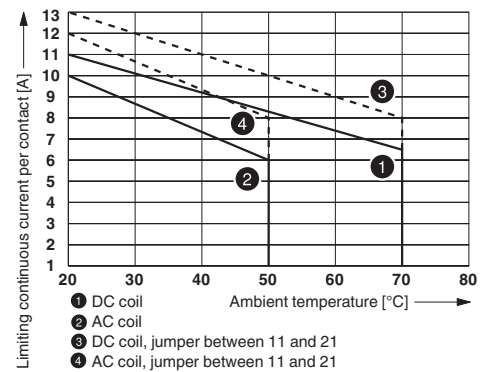
Interrupting rating

Diagram



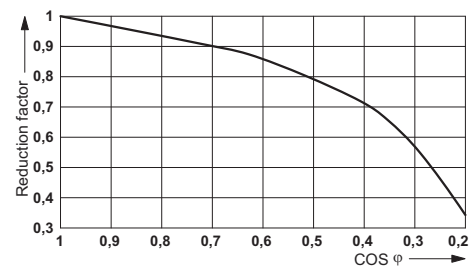
Electrical service life

Diagram



Contact derating


Diagram



Service life reduction factor

Looking for pricing, stock, or lifecycle information?

Click below to explore more details on WIN SOURCE:

 [View 2903342 on WIN SOURCE](#)

 [Phoenix Contact Information](#)

Optimize Your Supply Chain with WIN SOURCE Solutions

-  Global Sourcing Solution
-  Obsolete Management
-  Cost Control Management
-  Shortage Management
-  Alternative Solution
-  Excess Inventory Management