




**THE DATASHEET OF  
DPP2S22K-F**



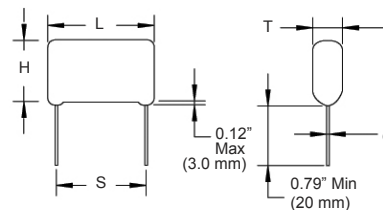
# Type DPP Polypropylene Radial Leaded Film Capacitors



**Type DPP** radial leaded polypropylene film/foil capacitors are non-inductively wound. Very low dissipation factor and high insulation resistance contribute to excellent performance and long-term stability characteristics. Low ESR, DF and its inherent stability make **Type DPP** an ideal choice for tight tolerance, pulse and high-frequency applications.

## Film/Foil Radial Leaded

NOTE: Other capacitance values, sizes and performance specifications are available. Please contact CDE.



## High Frequency Precise Values

Capacitance Range	0.001 to 0.47 $\mu$ F																															
Capacitance Tolerance	$\pm$ 10% (K) standard, $\pm$ 5% (J) optional																															
Rated Voltage	100 to 630 Vdc (70 to 250 Vac, 60 Hz)																															
Operating Temperature Range	-55 $^{\circ}$ C to +105 $^{\circ}$ C Full rated voltage at 85 $^{\circ}$ C, derated linearly to 50% rated voltage at +105 $^{\circ}$ C																															
Dielectric Strength	200% (1 minute)																															
Dissipation Factor	.10% Max. (25 $^{\circ}$ C, 1kHz)																															
Insulation Resistance	50,000 M $\Omega$ x $\mu$ F, 100,000 M $\Omega$ Min																															
Life Test	1000 Hours at 85 $^{\circ}$ C at 125% Rated Voltage																															
Pulse Capability	<table border="1"> <thead> <tr> <th colspan="4">Pulse Capability</th> </tr> <tr> <th rowspan="2">Rated Volts</th> <th colspan="3">Body Length</th> </tr> <tr> <th>0.630</th> <th>.790 - .940</th> <th><math>\geq</math>1.02</th> </tr> <tr> <td colspan="4">dV/dt — volts per microsecond, max.</td> </tr> </thead> <tbody> <tr> <td>100</td> <td>4200</td> <td>4000</td> <td>1900</td> </tr> <tr> <td>250</td> <td>6900</td> <td>4100</td> <td>2400</td> </tr> <tr> <td>400</td> <td>19000</td> <td>10000</td> <td>3200</td> </tr> <tr> <td>630</td> <td>60000</td> <td>20000</td> <td>6700</td> </tr> </tbody> </table>	Pulse Capability				Rated Volts	Body Length			0.630	.790 - .940	$\geq$ 1.02	dV/dt — volts per microsecond, max.				100	4200	4000	1900	250	6900	4100	2400	400	19000	10000	3200	630	60000	20000	6700
Pulse Capability																																
Rated Volts	Body Length																															
	0.630	.790 - .940	$\geq$ 1.02																													
dV/dt — volts per microsecond, max.																																
100	4200	4000	1900																													
250	6900	4100	2400																													
400	19000	10000	3200																													
630	60000	20000	6700																													
<a href="#">Regulatory Information</a>																																

## Ratings

Cap ( $\mu$ F)	Catalog Part Number	T Max. Inches (mm)	H Max. Inches (mm)	L Max. Inches (mm)	S $\pm$ 0.06 ( $\pm$ 1.5) Inches (mm)	d $\pm$ 0.05 (1.27) Inches (mm)
<b>100 Vdc (70 Vac 60 Hz)</b>						
.033	DPP1S33K-F	0.315 (8.0)	0.532 (13.5)	0.768 (19.5)	0.591 (15.0)	.024 (.6)
.047	DPP1S47K-F	0.335 (8.5)	0.610 (15.5)	0.768 (19.5)	0.591 (15.0)	.024 (.6)
.068	DPP1S68K-F	0.374 (9.5)	0.650 (16.5)	0.788 (20.0)	0.591 (15.0)	.024 (.6)
.10	DPP1P1K-F	0.394 (10.4)	0.670 (17.0)	1.024 (26.0)	0.788 (20.0)	.024 (.6)
.15	DPP1P15K-F	0.433 (11.0)	0.748 (19.0)	1.024 (26.0)	0.788 (20.0)	.032 (.8)
.22	DPP1P22K-F	0.512 (13.0)	0.748 (19.0)	1.024 (26.0)	0.788 (20.0)	.032 (.8)
.33	DPP1P33K-F	0.551 (14.0)	0.827 (21.0)	1.260 (32.0)	1.083 (27.5)	.032 (.8)
.47	DPP1P47K-F	0.630 (16.0)	0.945 (24.0)	1.260 (32.0)	1.083 (27.5)	.032 (.8)
<b>250 Vdc (140 Vac 60 Hz)</b>						
.010	DPP2S1K-F	0.276 (7.0)	0.473 (12.0)	0.591 (15.0)	0.394 (10.0)	0.024 (.6)
.015	DPP2S15K-F	0.295 (7.5)	0.473 (12.0)	0.591 (15.0)	0.394 (10.0)	0.024 (.6)
.022	DPP2S22K-F	0.315 (8.0)	0.512 (13.0)	0.591 (15.0)	0.394 (10.0)	0.024 (.6)

# Type DPP Polypropylene Radial Leaded Film Capacitors

Cap ( $\mu$ F)	Catalog Part Number	T Max.	H Max.	L Max.	S $\pm 0.06$ ( $\pm 1.5$ )	d $\pm 0.05$ (1.27)
		Inches (mm)	Inches (mm)	Inches (mm)	Inches (mm)	Inches (mm)
<b>250 Vdc (140 Vac 60 Hz)</b>						
.033	DPP2S33K-F	0.335 (8.5)	0.551 (14.0)	0.788 (20.0)	0.591 (15.0)	0.024 (.6)
.047	DPP2S47K-F	0.354 (9.0)	0.630 (16.0)	0.788 (20.0)	0.591 (15.0)	0.024 (.6)
.068	DPP2S68K-F	0.433 (11.0)	0.630 (16.0)	0.788 (20.0)	0.591 (15.0)	0.024 (.6)
.10	DPP2P1K-F	0.394 (10.0)	0.709 (18.0)	1.024 (26.0)	0.788 (20.0)	0.032 (.8)
.15	DPP2P15K-F	0.473 (12.0)	0.866 (22.0)	1.024 (26.0)	0.788 (20.0)	0.032 (.8)
.22	DPP2P22K-F	0.551 (14.0)	0.945 (24.0)	1.024 (26.0)	0.788 (20.0)	0.032 (.8)
.33	DPP2P33K-F	0.591 (15.0)	0.985 (25.0)	1.260 (32.0)	1.083 (27.5)	0.032 (.8)
.47	DPP2P47K-F	0.680 (16.0)	1.063 (27.0)	1.260 (32.0)	1.083 (27.5)	0.032 (.8)
<b>400 Vdc (250 Vac 60 Hz)</b>						
.010	DPP4S1K-F	0.335 (8.5)	0.551 (14.0)	0.591 (15.0)	0.394 (10.0)	0.024 (.6)
.015	DPP4S15K-F	0.354 (9.0)	0.591 (15.0)	0.591 (15.0)	0.394 (10.0)	0.024 (.6)
.022	DPP4S22K-F	0.394 (10.0)	0.670 (17.0)	0.768 (19.5)	0.591 (15.0)	0.024 (.6)
.033	DPP4S33K-F	0.394 (10.0)	0.670 (17.0)	0.768 (19.5)	0.591 (15.0)	0.024 (.6)
.047	DPP4S47K-F	0.354 (9.0)	0.630 (16.0)	1.024 (26.0)	0.788 (20.0)	0.032 (.8)
.068	DPP4S68K-F	0.433 (11.0)	0.709 (18.0)	1.024 (26.0)	0.788 (20.0)	0.032 (.8)
.10	DPP4P1K-F	0.473 (12.0)	0.788 (20.0)	1.260 (32.0)	1.083 (27.5)	0.032 (.8)
.15	DPP4P15K-F	0.473 (12.0)	0.906 (23.0)	1.260 (32.0)	1.083 (27.5)	0.032 (.8)
<b>630 Vdc (250 Vac 60 Hz)</b>						
.0010	DPP6 D1K-F	0.256 (6.5)	0.492 (12.5)	0.591 (15.0)	0.394 (10.0)	.024 (.6)
.0015	DPP6 D15K-F	0.276 (7.0)	0.492 (12.5)	0.591 (15.0)	0.394 (10.0)	.024 (.6)
.0022	DPP6 D22K-F	0.276 (7.0)	0.492 (12.5)	0.591 (15.0)	0.394 (10.0)	.024 (.6)
.0033	DPP6 D33K-F	0.295 (7.5)	0.473 (12.0)	0.768 (19.5)	0.591 (15.0)	.024 (.6)
.0047	DPP6 D47K-F	0.315 (8.0)	0.492 (12.5)	0.768 (19.5)	0.591 (15.0)	.024 (.6)
.0068	DPP6 D68K-F	0.354 (9.0)	0.551 (14.0)	0.768 (19.5)	0.591 (15.0)	.024 (.6)
.010	DPP6S1K-F	0.354 (9.0)	0.551 (14.0)	1.024 (26.0)	0.788 (20.0)	.024 (.6)
.015	DPP6S15K-F	0.394 (10.0)	0.630 (16.0)	1.024 (26.0)	0.788 (20.0)	.024 (.6)
.022	DPP6S22K-F	0.433 (11.0)	0.670 (17.0)	1.024 (26.0)	0.788 (20.0)	.024 (.6)
.033	DPP6S33K-F	0.433 (11.0)	0.670 (17.0)	1.260 (32.0)	1.083 (27.5)	.032 (.8)
.047	DPP6S47K-F	0.492 (12.5)	0.748 (19.0)	1.260 (32.0)	1.083 (27.5)	.032 (.8)
.068	DPP6S68K-F	0.551 (14.0)	0.866 (22.0)	1.260 (32.0)	1.083 (27.5)	.032 (.8)
.100	DPP6P1K-F	0.512 (13.0)	0.866 (22.0)	1.260 (32.0)	1.083 (27.5)	.032 (.8)



# Type DPP Polypropylene Radial Leaded Film Capacitors

---

**Notice and Disclaimer:** All product drawings, descriptions, specifications, statements, information and data (collectively, the "Information") in this datasheet or other publication are subject to change. The customer is responsible for checking, confirming and verifying the extent to which the Information contained in this datasheet or other publication is applicable to an order at the time the order is placed. All Information given herein is believed to be accurate and reliable, but it is presented without any guarantee, warranty, representation or responsibility of any kind, expressed or implied. Statements of suitability for certain applications are based on the knowledge that the Cornell Dubilier company providing such statements ("Cornell Dubilier") has of operating conditions that such Cornell Dubilier company regards as typical for such applications, but are not intended to constitute any guarantee, warranty or representation regarding any such matter – and Cornell Dubilier specifically and expressly disclaims any guarantee, warranty or representation concerning the suitability for a specific customer application, use, storage, transportation, or operating environment. The Information is intended for use only by customers who have the requisite experience and capability to determine the correct products for their application. Any technical advice inferred from this Information or otherwise provided by Cornell Dubilier with reference to the use of any Cornell Dubilier products is given gratis (unless otherwise specified by Cornell Dubilier), and Cornell Dubilier assumes no obligation or liability for the advice given or results obtained. Although Cornell Dubilier strives to apply the most stringent quality and safety standards regarding the design and manufacturing of its products, in light of the current state of the art, isolated component failures may still occur. Accordingly, customer applications which require a high degree of reliability or safety should employ suitable designs or other safeguards (such as installation of protective circuitry or redundancies or other appropriate protective measures) in order to ensure that the failure of an electrical component does not result in a risk of personal injury or property damage. Although all product-related warnings, cautions and notes must be observed, the customer should not assume that all safety measures are indicated in such warnings, cautions and notes, or that other safety measures may not be required.

## Looking for pricing, stock, or lifecycle information?

Click below to explore more details on WIN SOURCE:

-  [View DPP2S22K-F on WIN SOURCE](#)
-  [Manufacturer Information](#)

## Optimize Your Supply Chain with WIN SOURCE Solutions

-  Global Sourcing Solution
-  Obsolete Management
-  Cost Control Management
-  Shortage Management
-  Alternative Solution
-  Excess Inventory Management