



**THE DATASHEET OF  
RV6NAYSD103A**



**PRODUCT SPECIFICATION**

# Series RV6 Military

Precision series RV6 potentiometers are suitable for both military and commercial applications.

RoHS and REACH Complaint and contain no Conflict minerals.

These Products meet Military Specifications, Custom made parts available on request.



## Electrical Specification

**Resistance tolerance:** ±10% or ±20%

**Power rating:** 0.5 watts at 70°C derated to 0 watts at 120°C

**Insulation resistance:**

dry: 10K MegΩ

wet: 100K MegΩ

**Dielectric strength:** 750 V RMS at sea level

**Operating voltage:** 350 V, subject to power rating

This product is non-electrostatic discharge sensitive (non-ESD)

## Mechanical Specification

**Mechanical rotation:** 295°

**Operating torque:** 0.5 oz/in to 6 oz/in

**Rotational life:** 25,000 cycles

**Electrical Rotation:** 270

## Environmental Specification

**Operating temperature:** -65°C to +125°C

**Resistance to soldering heat:** 350°C for 5 seconds

**Humidity range:** per MIL-R-94

**Vibration range:** per MIL-R-94

**Shock resistance:** per MIL-R-94

**Load life:** 1000 hours at 70°C

## Table RV6 1

Designation	Flat Bushing N&S	Slotted Bushing N&S	Slotted Bushing L
A		0.625	0.625
B		0.5	
D	0.875	0.875	0.875
L		0.375	

## Features



hot molded carbon element



gold-plated terminals



stainless-steel shaft and housing



quality meeting or exceeding MIL-R-94 - QPL listed

## RV6 Resistance Available in Ohms

100	5 000	250 000
200	10 000	500 000
250	20 000	1 000 000
500	25 000	2 000 000
1 000	50 000	2 500 000
2 000	100 000	5 000 000
2 500	200 000	

## PRODUCT DRAWINGS

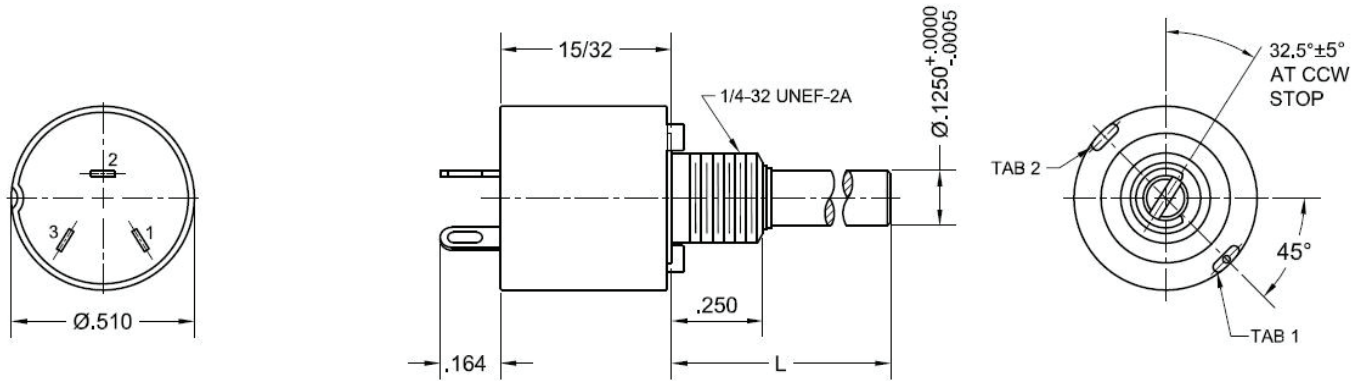
# Series RV6 Military

Precision series RV6 potentiometers are suitable for both military and commercial applications.

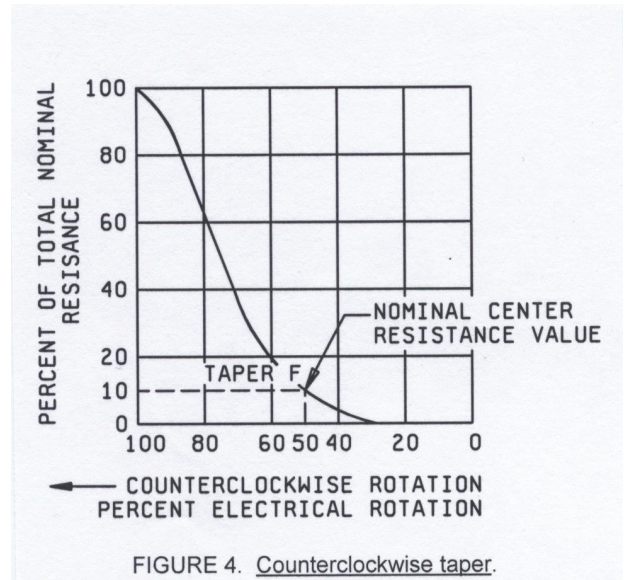
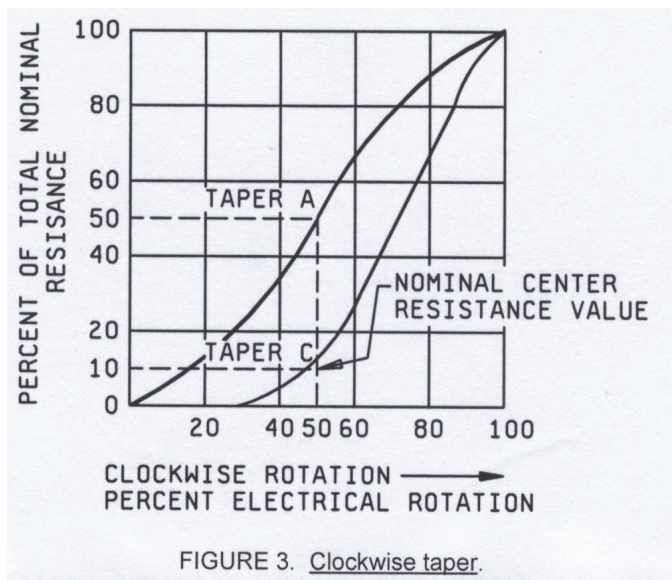
RoHS and REACH Complaint and contain no Conflict minerals.

These Products meet Military Specifications, Custom made parts available on request.

### Standard Bushing



### Percent Of Total Nominal Resistance



### Ordering Information - Military Part Numbers

Style	Bushing	Switch	Temperature and moisture characteristics	Shaft Style	Shaft Length	Resistance Value	Taper and tolerance
RV6 = MIL style RV6	N = standard L = locking S = panel & shaft seal	A = without switch	Y = as per MIL-R-94	S = slotted F = flatted	A = 5/8" B = 1/2" D = 7/8" L = 3/8" see table RV6 1 for possibilities	<b>total resistance value in Ω:</b> first two digits significant, third digit = number of zeroes See RV resistance available	A = linear 10% B = linear 20% C = logarithmic 10% D = logarithmic 20% E = reverse logarithmic 10% F = reverse logarithmic 20%

Example: RV6NAYS000A

note: not all part number combinations are valid

## Looking for pricing, stock, or lifecycle information?

Click below to explore more details on WIN SOURCE:

- [⊖ View RV6NAYSD103A on WIN SOURCE](#)
- [⊖ Precision Electronics Corporation Information](#)

## Optimize Your Supply Chain with WIN SOURCE Solutions

- ✓ Global Sourcing Solution
- ✓ Obsolete Management
- ✓ Cost Control Management
- ✓ Shortage Management
- ✓ Alternative Solution
- ✓ Excess Inventory Management