



**THE DATASHEET OF
76STC02T**




SERIES 76 AND 78

SPDT

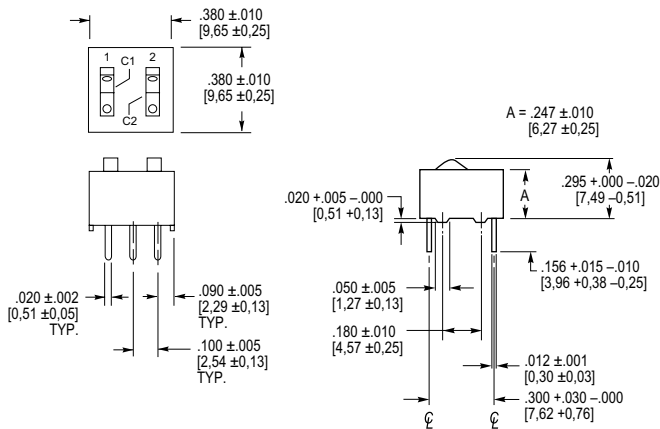
FEATURES

- Raised and recessed rocker, and toggle actuated styles
- SPDT with a common pole, or SPDT with 2 isolated circuits
- Spring and ball contact
- Top tape seal option for most styles
- RoHS compliant

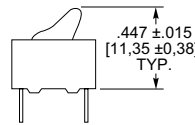


DIMENSIONS: Series 76 in inches [and millimeters]

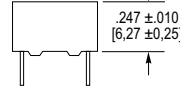
Series 76 Raised Rocker



Toggle-DIP

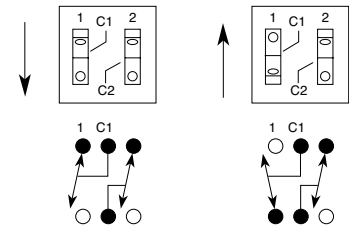


Recessed Rocker



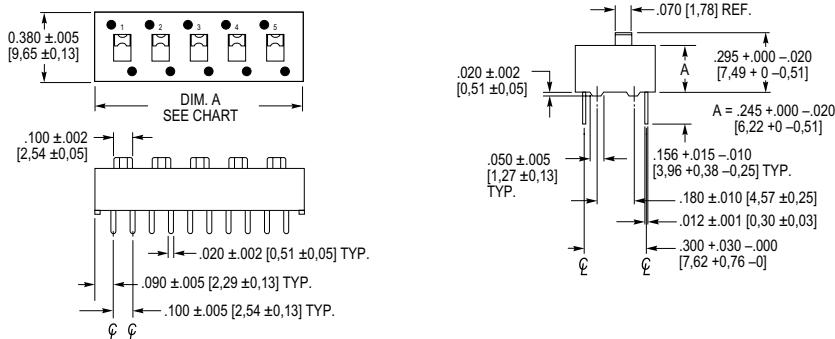
CIRCUITRY: Series 76

SPDT with Common True Form C Switching



DIMENSIONS: Series 78 in inches [and millimeters]

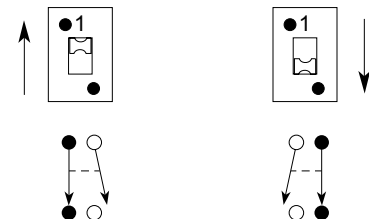
Series 78 Slide



CIRCUITRY: Series 78

SPDT, 2 Circuits (No Commons)

Dot on cover indicates active terminal when slide is on that side of switch. Contact is made with terminal on opposite side.



To create common poles, tie together 2 adjoining terminals on 1 (either) side of switch.

SPECIFICATIONS: Standard Styles
Ratings

Mechanical Life	76	78	90B
Operations per switch position	2,000	2,000	2,000

Make-and-Break Current Rating

Operations per switch position at these resistive loads

1 mA, 5 Vdc; 50 mA, 30 Vdc; or 150 mA, 30 Vdc:	2,000	2,000	—
10 mA, 30 Vdc; or 10 mA, 50 mVdc:	—	—	2,000
10 mA, 50 mVdc; or 25 mA, 24 Vdc; or 100 mA, 6 Vdc:	—	—	2,000

Contact Resistance	≤ 30 mΩ	≤ 30 mΩ	≤ 20 mΩ
Initially:	≤ 100 mΩ	≤ 100 mΩ	≤ 100 mΩ
After life, at 10 mA, 50 mVdc, open circuit:	≤ 100 mΩ	≤ 100 mΩ	≤ 100 mΩ

Insulation Resistance

Minimum, at 100 Vdc between adjacent closed contacts and also across open switch contacts

Initially (Mohms):	5,000	5,000	5,000
After life (Mohms):	1,000	1,000	1,000

Dielectric Strength

Minimum voltage (AC, RMS) measured between adjacent closed contacts and also across open switch contacts.

Initially:	750 V	750 V	500 V
After life:	500 V	500 V	500 V

Current Carry Rating Maximum rise of 20 °C	5 A	4 A	3 A
--	-----	-----	-----

Switch Capacitance: At 1 megahertz	2 pF	2 pF	2 pF
---	------	------	------

Operating Temperature Range:	-40 °C to + 85 °C	-40 °C to + 85 °C	-40 °C to + 85 °C
-------------------------------------	-------------------	-------------------	-------------------

Storage Temperature Range:	-55 °C to + 85 °C	-55 °C to + 85 °C	-55 °C to + 85 °C
-----------------------------------	-------------------	-------------------	-------------------

Mechanical Ratings

Vibration Resistance	Per Method 204, Test Condition B, 1 mS opening (10 mS allowed)
Mechanical Shock	Per Method 213, Test Condition A. 1 mS opening (10 mS allowed)
Thermal Shock Resistance	Per specification; no failures; passes contact resistance
Terminal Strength	Per specification
Thermal Aging	1,000 hours at 85 °C; no failures

Materials and Finishes

Shorting Member (Ball)	Brass, gold-plated over nickel barrier
Base Contacts	Copper alloy, gold-plated over nickel barrier
Terminals	Copper alloy, matte tin plated over nickel barrier
Non-Conductive Parts	Thermoplastic (UL94V-O)
Potting Material	Epoxy, 76, 78 only
Protective Cover	76, 78, only: Polycarbonate
Tape Seal	76, 78: Polyester film 90: Polyimide film
Tape Seal Integrity	Passes gross leak test using 125 °C flourinert for 20 seconds minimum. Reference MIL-STD-202, Method 112.

Environmental Ratings

Meets all requirements of MIL-S-83504. Where Grayhill performance is superior, the MIL spec is listed in parentheses.

Moisture Resistance	Per MIL-STD-202, Method 106
----------------------------	-----------------------------

Soldering Information

Series 90 MIDIP® and Series 76 recessed rocker (76RSB style) sealed switches have been tested to EIA Standard RS-448-2. Similar performance can be expected from other sealed Series 76 and 78 DIP switches.

Solderability	Per MIL-STD-202, Method 208
Resistance to Soldering Heat	76RSB: Passes EIA Standard using two, four, and six second soldering time. 90: Per MIL-S-83504, six second test
Fluxing	Per EIA RS-448-2 with flux touching switch body
Cleaning	76, 78 and 90 series tape sealed products: Passes immersion test using water/detergent. Acceptable solutions include 1-1-1 trichlorethane, freon, (TF, TE, or TMS), isopropyl alcohol, detergent (140 °F maximum). Terpene acceptable for Series 90 only. Solutions which are not recommended include acetone, methylene chloride, freon TMC.

ORDERING INFORMATION
Available from your local Grayhill Distributor.

For prices and discounts, contact a local Sales Office, an authorized local Distributor or Grayhill.

Circuitry	Positions	Length Inches	Length Metric	No./ Tube	Raised Type*	Recessed Rockers*	Toggle-DIP*
SPDT Form C	2	0.380"	9,7 mm	27	76SC02T	76RSC02T	76STC02T
	4	0.780"	19,8 mm	13	76SC04T	76RSC04T	76STC04T
SPDT 2 Circuits	1	0.280"	7,1 mm	35	78J01T	—	—
	2	0.480"	12,2 mm	21	78J02T	—	—
	3	0.680"	17,3 mm	15	78J03T	—	—
	4	0.880"	22,4 mm	12	78J04T	—	—
	5	1.080"	27,4 mm	9	78J05T	—	—
	6	1.280"	32,5 mm	8	78J06T	—	—

*To order top seal versions, add "S" before the "T" in the Grayhill part number. Not available on Toggle-DIP.

Grayhill DIP Switch Processing Information

The information provided within is intended as processing guidelines for the assembly, soldering, cleaning, and use of Grayhill DIP switches. This information supersedes any other process information that is available in Grayhill Inc. catalogs or data sheets as related to Grayhill Inc. standard DIP switch products. Please contact Grayhill Inc. for any questions related to the information in this document.

Mounting

Unless otherwise noted, Grayhill DIP switches are shipped with slides or rockers in the ON position and rotary DIP switches are shipped with the actuators in the 0 position. It is recommended that they be solder processed in those positions to ensure proper performance without issue.

Soldering

Wave Solder

Switches that can be processed using wave solder equipment (thru hole soldering) are as follows:

Grayhill Series 76SB, 76PSB, 76PSB, 76RSB, 76SC, 76RSC, 76RSD, 76SD, 76STC, 76STD, 78B, 78RB, 78F, 78G, 78H, 78J, 78K, 90B, 94H (thru hole models), and 94R

Wave Soldering Guidelines

Soldering temperature is 260 °C max. for 5 seconds max. (0.063" thick PCB). Exposure to flux should be kept to a minimum.

Manual Soldering Guidelines (for thru hole switches)

Soldering temperature is 350 °C for soldering iron tip with 3 seconds maximum of dwell time.

Reflow Solder

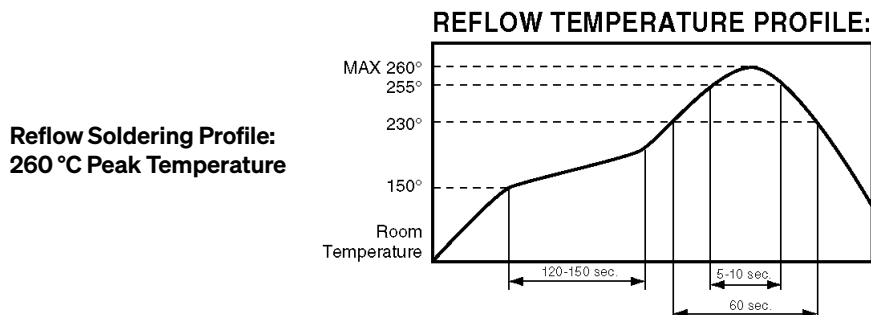
Switches that can be processed using reflow process equipment are as follows:

Grayhill Series 76HP, 78HF, 78HJ, 90B, 90HB, 94H, 94R, 97C, and 97R

Reflow Soldering Guidelines

Soldering temperature is 260 °C max. for 5 seconds, with a maximum of two reflow cycles at the maximum conditions. Switches should be allowed to cool for 3 to 5 minutes between reflow cycles. Reflow soldering should not be done to any Grayhill DIP switch products not listed directly above as the exposure to higher surface temperatures could cause permanent deformation of the plastic materials.

Recommended Maximum Soldering Conditions



PCB Cleaning

In-line DIP switches that are tape sealed can be processed using certain washing processes as described below. Tape sealed switches can typically be identified by a suffix of ST or PT that follows after the series, switch style, and number of position identifiers (i.e., 76SB08ST). Non-tape sealed switches should not be subjected to any washing processes as they can introduce contaminants into the contact area of the switches. Rotary DIP products (94H & 94R) are internally sealed and can be processed the same as tape sealed products.

Tape sealed and rotary DIP switch products are qualified for immersion cleaning processes using alcohol or detergent based cleaning solvents at temperatures up to 140 °F. maximum. Tape seal products must have the tape seal undisturbed until after any cleaning process. Cleaning processes that use ultrasonic agitation or that use pressurized sprays can defeat the tape and / or internal seals and allow contamination of the switches. They are not recommended for use on inline or rotary DIP products. Switches should not be washed directly after a soldering process. There should be a delay of at least three minutes to allow adequate time for cooling after soldering.

Tape Seal Integrity

Inline DIP products that are tape sealed are tested to meet and pass a gross leak test using 125 °C Fluorinert for 20 seconds minimum. Reference MIL-202, Method 112.

Tape Seal Material

76, 78: Polyester film, rated to 170 °F maximum temperature

90: Polyimide film, rated to 260 °C maximum temperature

OPTIONS

Position Identification Line Option


For Series 76RSB, 76RSC, 76RSD, & 90B
 A line can be added to the recessed rocker or Series 90 slide actuator to provide positive identification of the actuator position. To order, add L as a final suffix to the part number. For example, 76RSB08 becomes 76RSB08L; and, 90B08S becomes 90B08SL.

Available from a local Grayhill Distributor.

Other Switch Markings

For Series 76, 78, & 90
 We can mark your part number or other wording on the switch, often at no charge. For some markings there will be a nominal charge for tooling plus a set-up charge. In addition, there is a marking charge per side per switch. Add it to the unit price and discount it accordingly.

To order, contact Grayhill.



ACCESSORIES

Protective Cover Accessory

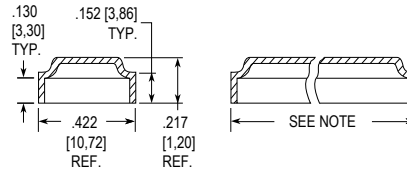
For Series 76 & 78

Rigid, clear plastic cover fits all but toggle actuated switches. It provides a top cover for less strenuous cleaning, serves as a dust cover in dirty environments, and provides protection against accidental actuation.


Material: 76, 78, only-Polycarbonate.

Purchase as a separate item. Check length of the desired DIP Switch, and then select from the ordering information on this page.

Available from a local Grayhill Distributor.



Note: For length, add .042" [1,07 MM] to length of DIP switch.



DIPSTICK Accessory

For All Series

Pen-sized plastic DIPSTICK has a tapered end for actuating DIP Switches.

Part Number..... **90-DIPSTICK**

Available from a local Grayhill Distributor



Ordering Information

Length Inches	Protective Cover Part Number
0.280	76P02
0.380	76P03
0.480	76P04
0.580	76P05
0.680	76P06
0.780	76P07
0.880	76P08
1.080	76P10
1.180	79P10

Available from your local Grayhill Distributor

For prices and discounts, contact a local Sales Office, an authorized local Distributor or Grayhill.

Looking for pricing, stock, or lifecycle information?

Click below to explore more details on WIN SOURCE:

 [View 76STC02T on WIN SOURCE](#)

 [Grayhill Inc. Information](#)

Optimize Your Supply Chain with WIN SOURCE Solutions

-  Global Sourcing Solution
-  Obsolete Management
-  Cost Control Management
-  Shortage Management
-  Alternative Solution
-  Excess Inventory Management