



THE DATASHEET OF CSE186L



CSE186L

Description:

Triad's low frequency current sense transformers are designed to monitor current from 0.1 to 10 ampere at frequencies from 50 Hz to 400 Hz

Electrical Specifications at 25° C:

Turns ratio: Primary to sense 1: 166

Suggested burden resistor: 60Ω

Typical output: See response curve below

Primary DCR: 2.0 mΩ maximum

Sense DCR: 23 Ω maximum

Operating Temperature: -30°C to 95°C

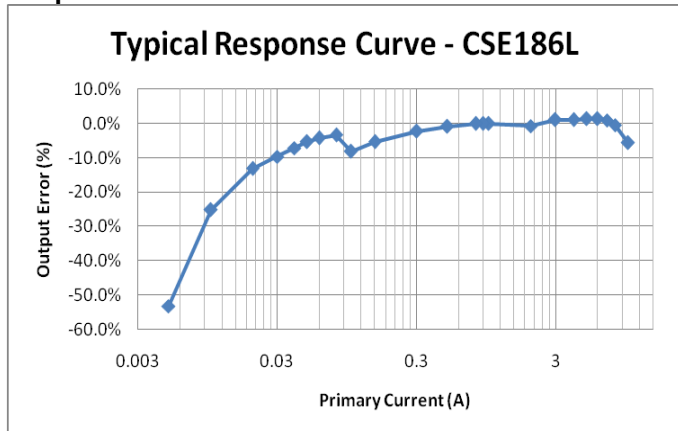
Storage Temperature: -50°C to 125°C

Maximum input: 10Arms, 0-240VAC circuit

Maximum output voltage: 4.0Vrms. Burden resistor value must be selected to not exceed this voltage.

Energy Time (E.T.): 30000V μS Max

Response Curve:



Construction:

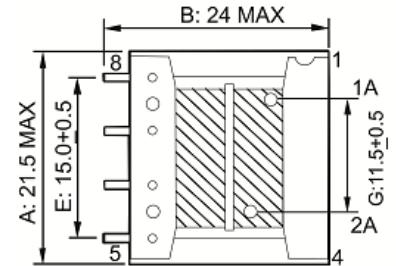
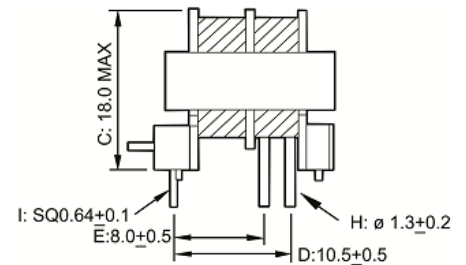
These transformers are provided with Recognized Component electrical insulation system (OBJY2), Class 130 (B), designated "B3". Products are designed, built and 100% tested for a hi-pot of 2500V, winding to winding and 1250V, winding to core.

Agency Files:

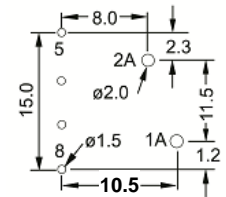
UL file E50476 – Electrical Insulation Systems, Class "B3", 130C
 UL file E205349 – Component, Instrument Transformer (XODW2)

RoHS Compliance: As of manufacturing date February 2016, all standard products meet the requirements of 2015/863/EU, known as the RoHS 3 initiative.

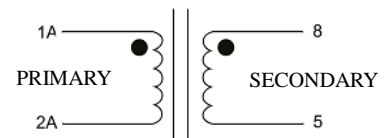
*Upon printing, this document is considered "uncontrolled". Please contact Triad Magnetics website for the most current version. For soldering and washing information please see <http://www.triadmagnetics.com/faq.html>



<Bottom View>



PC BOARD LAYOUT



SCHEMATIC

Looking for pricing, stock, or lifecycle information?

Click below to explore more details on WIN SOURCE:

 [View CSE186L](#) on WIN SOURCE

 [Triad Magnetics](#) Information

Optimize Your Supply Chain with WIN SOURCE Solutions

-  Global Sourcing Solution
-  Obsolete Management
-  Cost Control Management
-  Shortage Management
-  Alternative Solution
-  Excess Inventory Management