






# Series 194

## Side Actuated, Through-Hole DIP Switch

- Contact wiping action on make and break
- Enclosed actuators shield contacts from foreign particles throughout life of switch
- Series 194 – gold plated contacts for long-term contact corrosion resistance and with blue housing
- RoHS compliant
- Optional top tape seal for board spray washing



### Ordering Information

Series	Number of Actuator	Switch Positions Height	Bottom Seal	Top Tape Seal	Shipping Position																																					
194-	XX	M	S	T	N																																					
	<table border="1"> <thead> <tr> <th>Code</th> <th>No. of switch positions</th> </tr> </thead> <tbody> <tr><td>2</td><td>2 positions</td></tr> <tr><td>3</td><td>3 positions</td></tr> <tr><td>4</td><td>4 positions</td></tr> <tr><td>5</td><td>5 positions</td></tr> <tr><td>6</td><td>6 positions</td></tr> <tr><td>7</td><td>7 positions</td></tr> <tr><td>8</td><td>8 positions</td></tr> <tr><td>9</td><td>9 positions</td></tr> <tr><td>10</td><td>10 positions</td></tr> <tr><td>12</td><td>12 positions</td></tr> </tbody> </table>	Code	No. of switch positions	2	2 positions	3	3 positions	4	4 positions	5	5 positions	6	6 positions	7	7 positions	8	8 positions	9	9 positions	10	10 positions	12	12 positions	<table border="1"> <thead> <tr> <th>Code</th> <th>Spec.</th> </tr> </thead> <tbody> <tr> <td>M</td> <td>Medium actuator (1.14mm/.045")</td> </tr> </tbody> </table>	Code	Spec.	M	Medium actuator (1.14mm/.045")	<table border="1"> <thead> <tr> <th>Code</th> <th>Top tape seal</th> </tr> </thead> <tbody> <tr> <td>Blank</td> <td>No top tape seal</td> </tr> <tr> <td>T</td> <td>Top tape seal</td> </tr> </tbody> </table>	Code	Top tape seal	Blank	No top tape seal	T	Top tape seal	<table border="1"> <thead> <tr> <th>Code</th> <th>Spec.</th> </tr> </thead> <tbody> <tr> <td>BLANK</td> <td>Ship at OFF position</td> </tr> <tr> <td>N</td> <td>Ship at ON position</td> </tr> </tbody> </table>	Code	Spec.	BLANK	Ship at OFF position	N	Ship at ON position
Code	No. of switch positions																																									
2	2 positions																																									
3	3 positions																																									
4	4 positions																																									
5	5 positions																																									
6	6 positions																																									
7	7 positions																																									
8	8 positions																																									
9	9 positions																																									
10	10 positions																																									
12	12 positions																																									
Code	Spec.																																									
M	Medium actuator (1.14mm/.045")																																									
Code	Top tape seal																																									
Blank	No top tape seal																																									
T	Top tape seal																																									
Code	Spec.																																									
BLANK	Ship at OFF position																																									
N	Ship at ON position																																									

Notes: Contact CTS for other common features not listed.



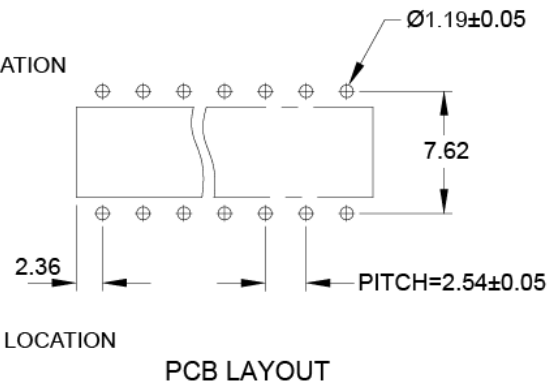
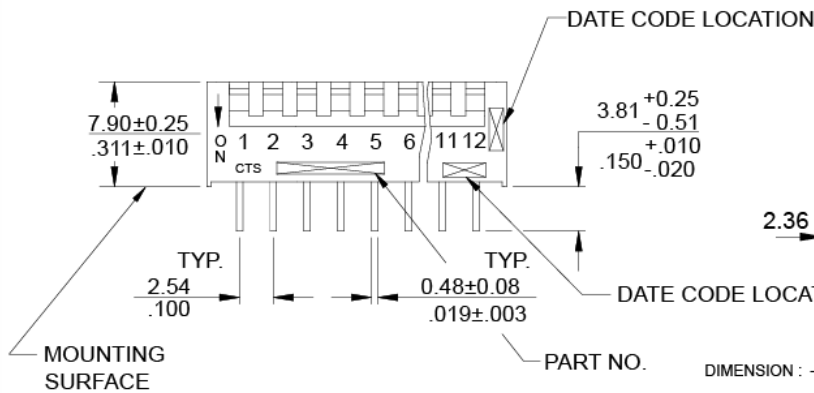
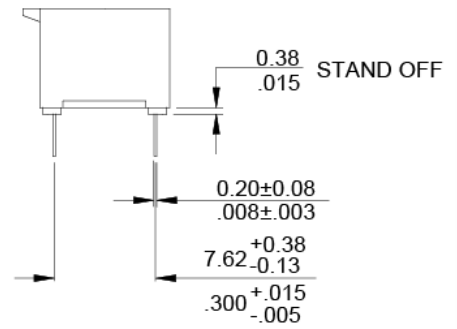
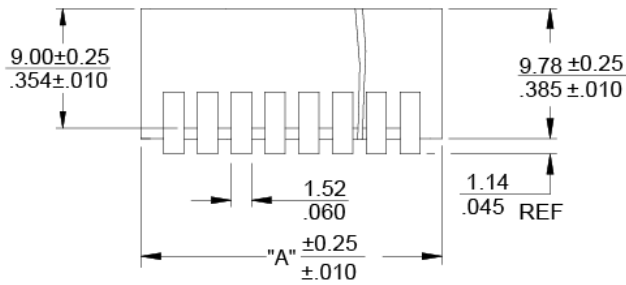
## Electrical Specifications

Parameter	Conditions & Remarks	Min	Max	Unit
Circuit	SPST	2	12	position
Contact Resistance	Initial At end of life		50 100	milliohms
Insulation Resistance	Between insulated terminals	1000		megohms
Dielectric Strength	500 VAC between adjacent switches		1	minute
Switch Capacitance	Between adjacent closed switches		5.0	pF
Nonswitching Rating			100 or 50	mA or VDC

## Mechanical and Environmental

Actuation Life	7000 cycles switching at 50mA and 24 VDC
Soldering	Maximum wave temperature, 260°C for 5 seconds
MSL	Level 1
RoHS	Lead-Free. Fully compliant to RoHS Directive 2011/65/EU
Shock	Per MIL-STD-202F, method 213B, condition A( 50G's) with no contact inconsistencies greater than 1 microsecond
Vibration	Per MIL-STD-202F, method 204D, condition B ( .06" or 15G's between 10 HZ to 2K HZ) with no contact inconsistencies greater than 1 microsecond
Seal	Bottom seal standard Top tape seal optional
Marking	Special side marking available-consult CTS
Packaging:	Standard anti-static tube packaging
Operating Temperature Range	-40°C to +85°C
Storage Temperature Range	-40°C to +85°C

Mechanical Specifications




DIMENSION :  $\frac{\text{mm}}{\text{inch}}$   
 STANDARD TOLERANCE :  
 .X (1 PLACE) :  $\frac{\pm 0.3}{\pm 0.012}$  .XX(2 PLACE) :  $\frac{\pm 0.13}{\pm 0.005}$

"A" Overall Dimensions	No. of Switch Positions	Part Number
7.26 / .286	2	194-2MS
9.80 / .386	3	194-3MS
12.34 / .486	4	194-4MS
14.88 / .586	5	194-5MS
17.42 / .686	6	194-6MS
19.96 / .786	7	194-7MS
22.50 / .886	8	194-8MS
25.04 / .986	9	194-9MS
27.58 / 1.086	10	194-10MS
32.66 / 1.286	12	194-12MS

## Looking for pricing, stock, or lifecycle information?

Click below to explore more details on WIN SOURCE:

-  [View 194-2MST](#) on WIN SOURCE
-  [CTS Electrocomponents](#) Information

## Optimize Your Supply Chain with WIN SOURCE Solutions

-  Global Sourcing Solution
-  Obsolete Management
-  Cost Control Management
-  Shortage Management
-  Alternative Solution
-  Excess Inventory Management