





### ■ Features :

- Constant voltage mode power supply
- Universal AC input / Full range
- Withstand 300VAC Surge input for 5 seconds
- Protections: Short circuit / Over load / Over voltage
- Fully isolated plastic case
- Cooling by free air convection
- Small and compact size
- IP42 design
- Class 2 power unit
- Pass LPS
- 100% full load burn-in test
- Low cost, high reliability
- Suitable for LED related fixture or appliance (such as LED Decoration or Advertisement devices)(Note.10)
- 2 years warranty



### ■ GTIN CODE

MW Search: <https://www.meanwell.com/serviceGTIN.aspx>

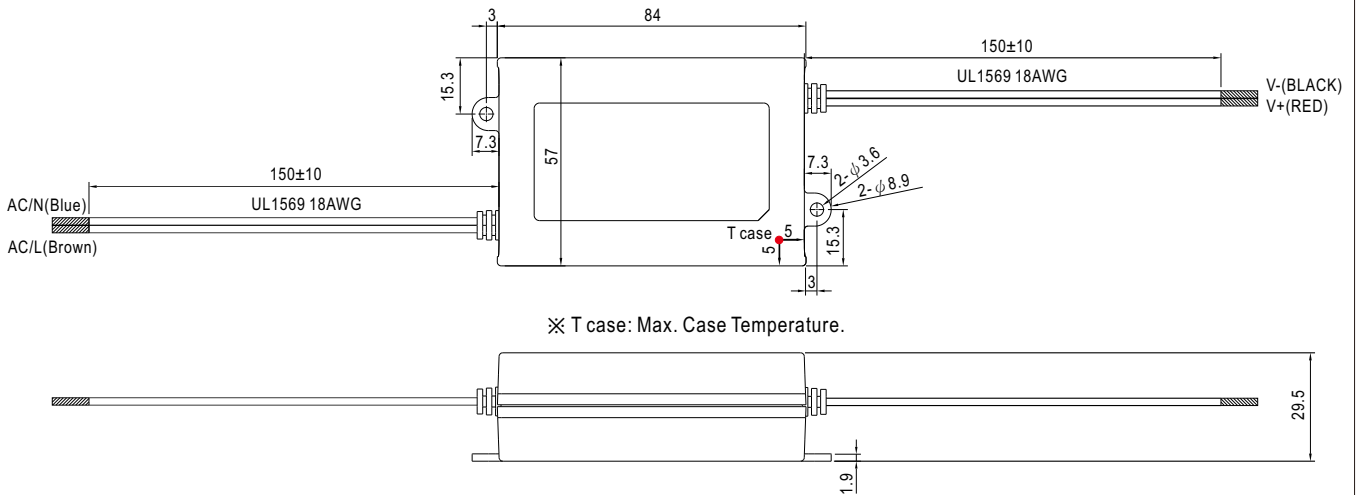
### SPECIFICATION



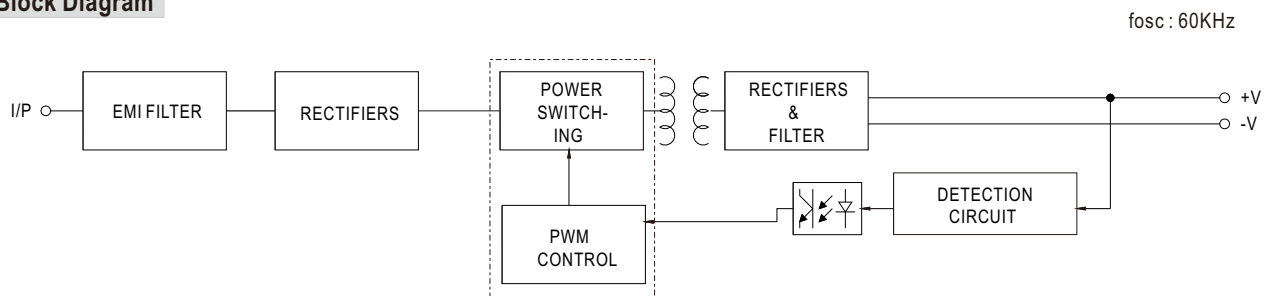
| MODEL               | APV-35-5  | APV-35-12  | APV-35-15    | APV-35-24                          | APV-35-36  |              |
|---------------------|---|--|--------------|------------------------------------|------------|--------------|
| OUTPUT              | DC VOLTAGE  | 5V   | 12V          | 15V                                | 24V        | 36V          |
|                     | RATED CURRENT   | 5A   | 3A           | 2.4A                               | 1.5A       | 1A           |
|                     | CURRENT RANGE   | 0 ~ 5A   | 0 ~ 3A       | 0 ~ 2.4A                           | 0 ~ 1.5A   | 0 ~ 1A       |
|                     | RATED POWER   | 25W  | 36W          | 36W                                | 36W        | 36W          |
|                     | RIPPLE & NOISE (max.) Note.2  | 120mVp-p   | 150mVp-p     | 150mVp-p                           | 180mVp-p   | 180mVp-p     |
|                     | VOLTAGE TOLERANCE Note.3  | ±5.0%  |              |                                    |            |              |
|                     | LINE REGULATION   | ±1.0%  |              |                                    |            |              |
|                     | LOAD REGULATION   | ±2.0%  |              |                                    |            |              |
|                     | SETUP, RISE TIME Note.6   | 1500ms, 40ms / 230VAC  |              | 1500ms, 40ms / 115VAC at full load |            |              |
| HOLD UP TIME (Typ.) | 20ms/230VAC   | 12ms/115VAC at full load   |              |                                    |            |              |
| INPUT               | VOLTAGE RANGE Note.4  | 90 ~ 264VAC  | 127 ~ 370VDC |                                    |            |              |
|                     | FREQUENCY RANGE   | 47 ~ 63Hz  |              |                                    |            |              |
|                     | EFFICIENCY (Typ.)   | 76.5%  | 83%          | 84%                                | 84%        | 85%          |
|                     | AC CURRENT  | 0.5A/230VAC 0.75A/115VAC   |              |                                    |            |              |
|                     | INRUSH CURRENT(Typ.)  | COLD START 45A(twidth=440µs measured at 50% Ipeak) at 230VAC   |              |                                    |            |              |
|                     | MAX. No. of PSUs on 16A CIRCUIT BREAKER   | 6 units (circuit breaker of type B) / 10 units (circuit breaker of type C) at 230VAC                                   |              |                                    |            |              |
| LEAKAGE CURRENT     | 0.25mA / 240VAC   |  |              |                                    |            |              |
| PROTECTION          | OVER LOAD   | 110%~160% rated output power<br>Protection type : Hiccup mode, recovers automatically after fault condition is removed |              |                                    |            |              |
|                     | OVER VOLTAGE  | 5.75 ~ 6.95V   | 13.8 ~ 16.2V | 17.25 ~ 21V                        | 27 ~ 32.4V | 41.4 ~ 48.6V |
|                     |   | Protection type : Shut down o/p voltage, re-power on to recover  |              |                                    |            |              |
| ENVIRONMENT         | WORKING TEMP.   | -30 ~ 70°C (Refer to "Derating Curve")   |              |                                    |            |              |
|                     | WORKING HUMIDITY  | 20 ~ 90% RH non-condensing   |              |                                    |            |              |
|                     | STORAGE TEMP., HUMIDITY   | -40 ~ +80°C, 10 ~ 95% RH   |              |                                    |            |              |
|                     | TEMP. COEFFICIENT   | ±0.03%/°C (0 ~ 50°C)   |              |                                    |            |              |
|                     | VIBRATION   | 10 ~ 500Hz, 2G 10min./1cycle, period for 60min. each along X, Y, Z axes  |              |                                    |            |              |
| SAFETY & EMC        | SAFETY STANDARDS  | UL8750, CSA-C22.2 No. 250.0-13, BIS IS15885, EAC TP TC 004, IP42, BS EN/EN 62368-1 approved                            |              |                                    |            |              |
|                     | WITHSTAND VOLTAGE   | I/P-O/P:3KVAC  |              |                                    |            |              |
|                     | ISOLATION RESISTANCE  | I/P-O/P:>100M Ohms / 500VDC / 25°C / 70% RH  |              |                                    |            |              |
|                     | EMC EMISSION  | Compliance to BS EN/EN55032, BS EN/EN61000-3-2 Class A, BS EN/EN61000-3-3, EAC TP TC 020                               |              |                                    |            |              |
|                     | EMC IMMUNITY  | Compliance to BS EN/EN55035, BS EN/EN61000-4-2, 3, 4, 5, 6, 8, 11; light industry level(surge 2KV), EAC TP TC 020      |              |                                    |            |              |
| OTHERS              | MTBF  | 5489.6K hrs min. Telcordia SR-332 (Bellcore); 600.8K hrs min. MIL-HDBK-217F (25°C)                                     |              |                                    |            |              |
|                     | DIMENSION   | 84*57*29.5mm (L*W*H)   |              |                                    |            |              |
|                     | PACKING   | 0.18Kg; 72pcs / 14Kg/ 0.92CUFT   |              |                                    |            |              |
| NOTE                | <ol style="list-style-type: none"> <li>1. All parameters NOT specially mentioned are measured at 230VAC input, rated load and 25°C of ambient temperature.</li> <li>2. Ripple &amp; noise are measured at 20MHz of bandwidth by using a 12" twisted pair-wire terminated with a 0.1µf &amp; 47µf parallel capacitor.</li> <li>3. Tolerance : includes set up tolerance, line regulation and load regulation.</li> <li>4. Derating may be needed under low input voltage. Please check the static characteristics for more details.</li> <li>5. The power supply is considered as a component that will be operated in combination with final equipment. Since EMC performance will be affected by the complete installation, the final equipment manufacturers must re-qualify EMC Directive on the complete installation again. (as available on <a href="https://www.meanwell.com/Upload/PDF/EMI_statement_en.pdf">https://www.meanwell.com/Upload/PDF/EMI_statement_en.pdf</a>)</li> <li>6. Length of set up time is measured at first cold start. Turning ON/OFF the power supply may lead to increase of the set up time.</li> <li>7. The ambient temperature derating of 3.5°C/1000m with fanless models and of 5°C/1000m with fan models for operating altitude higher than 2000m(6500ft).</li> <li>8. Products sourced from the Americas regions may not have the ENEC/BIS/CCC logo. Please contact your MEAN WELL sales for more information.</li> <li>9. For any application note and IP water proof function installation caution, please refer our user manual before using. <a href="https://www.meanwell.com/Upload/PDF/LED_EN.pdf">https://www.meanwell.com/Upload/PDF/LED_EN.pdf</a></li> <li>10. This product is not intended for LED lighting luminaire applications in the EU and China.(In the EU and China the LPF/NPF/XLG/XLC/XLN series are recommended.)</li> </ol> <p>※ Product Liability Disclaimer : For detailed information, please refer to <a href="https://www.meanwell.com/serviceDisclaimer.aspx">https://www.meanwell.com/serviceDisclaimer.aspx</a></p> |  |              |                                    |            |              |

■ Mechanical Specification

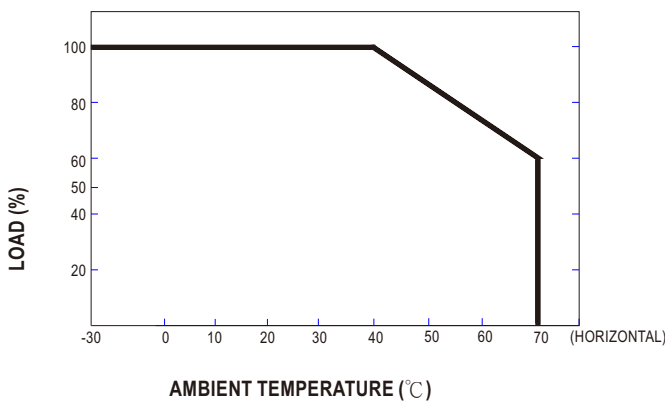
Case No.PCD16A Unit:mm Tolerance:±1



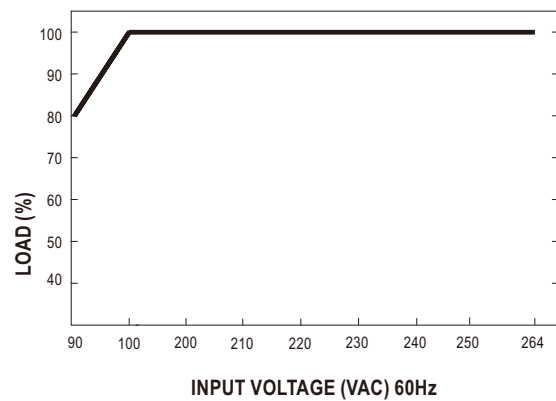
■ Block Diagram



■ Derating Curve



■ Static Characteristics



## Looking for pricing, stock, or lifecycle information?

Click below to explore more details on WIN SOURCE:

- ⊖ [View APV-35-24 on WIN SOURCE](#)
- ⊖ [Mean Well Enterprises Co., Ltd. Information](#)

## Optimize Your Supply Chain with WIN SOURCE Solutions

- ✓ Global Sourcing Solution
- ✓ Obsolete Management
- ✓ Cost Control Management
- ✓ Shortage Management
- ✓ Alternative Solution
- ✓ Excess Inventory Management