



**THE DATASHEET OF
IP4280CZ10,118**



Important notice

Dear Customer,

On 7 February 2017 the former NXP Standard Product business became a new company with the tradename **Nexperia**. Nexperia is an industry leading supplier of Discrete, Logic and PowerMOS semiconductors with its focus on the automotive, industrial, computing, consumer and wearable application markets

In data sheets and application notes which still contain NXP or Philips Semiconductors references, use the references to Nexperia, as shown below.

Instead of <http://www.nxp.com>, <http://www.philips.com/> or <http://www.semiconductors.philips.com/>, use <http://www.nexperia.com>

Instead of sales.addresses@www.nxp.com or sales.addresses@www.semiconductors.philips.com, use salesaddresses@nexperia.com (email)

Replace the copyright notice at the bottom of each page or elsewhere in the document, depending on the version, as shown below:

- © NXP N.V. (year). All rights reserved or © Koninklijke Philips Electronics N.V. (year). All rights reserved

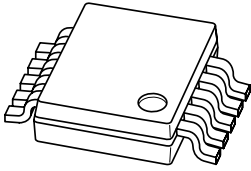
Should be replaced with:

- © **Nexperia B.V. (year). All rights reserved.**

If you have any questions related to the data sheet, please contact our nearest sales office via e-mail or telephone (details via salesaddresses@nexperia.com). Thank you for your cooperation and understanding,

Kind regards,

Team Nexperia



IP4280CZ10

ESD protection for HDMI interface

Rev. 01 — 6 June 2007

Product data sheet

1. Product profile

1.1 General description

The IP4280CZ10 is designed for HDMI interface protection. The device includes high-level ElectroStatic Discharge (ESD) protection diodes for the TMDS signal lines.

Furthermore, all TMDS intra-pairs are protected by a special diode configuration offering a low line capacitance of 0.7 pF only. These diodes provide protection to downstream components from ESD voltages of up to ± 8 kV contact according to IEC 61000-4-2, level 4 standard.

1.2 Features

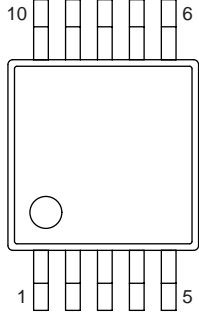
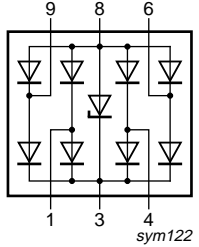
- Pb-free and RoHS compliant, Dark Green
- ESD protection for HDMI
- All TMDS lines with integrated rail-to-rail clamping diodes with downstream ESD protection of ± 8 kV according to IEC 61000-4-2, level 4 standard
- Matched 0.5 mm trace spacing
- TMDS lines with ≤ 0.05 pF matching of capacitance between the TMDS pairs
- Line capacitance of only 0.7 pF per channel
- 4-channel TSSOP10 lead-free package
- HDMI 1.3 compliant

1.3 Applications

- The IP4280CZ10 is designed for HDMI receiver and transmitter port protection e.g.:
 - ◆ TVs, monitors
 - ◆ Notebooks and mainboard graphics cards and ports
 - ◆ Set-top boxes and game consoles
 - ◆ DVD recorders and players

2. Pinning information

Table 1. Pinning

Pin	Description	Simplified outline	Symbol
1	TMDS_CH1+ ESD protection		
2	n.c.		
3	V _{CC} supply voltage		
4	TMDS_CH2+ ESD protection		
5	n.c.		
6	TMDS_CH2- ESD protection		
7	n.c.		
8	GND ground		
9	TMDS_CH1- ESD protection		
10	n.c.		

3. Ordering information

Table 2. Ordering information

Type number	Package		
	Name	Description	Version
IP4280CZ10	TSSOP10	plastic thin shrink small outline package; 10 leads; body width 3 mm	SOT552-1

4. Limiting values

Table 3. Limiting values

In accordance with the Absolute Maximum Rating System (IEC 60134).

Symbol	Parameter	Conditions	Min	Max	Unit
V _{CC}	supply voltage		GND – 0.5	+5.5	V
V _I	input voltage		GND – 0.5	V _{CC} + 0.5	V
V _{esd}	electrostatic discharge voltage	all pins to ground; IEC 61000-4-2, level 4			
		contact	–8	+8	kV
		air discharge	[1] –15	+15	kV
T _{stg}	storage temperature		–55	+125	°C

[1] This measurement is made with a 0.1 μF external capacitor connected between pin 3 (supply voltage) and pin 8 (ground).

5. Recommended operating conditions

Table 4. Recommended operating conditions

Symbol	Parameter	Conditions	Min	Typ	Max	Unit
T _{amb}	ambient temperature		–40	-	+85	°C

6. Characteristics

Table 5. Characteristics

$T_{amb} = 25\text{ }^{\circ}\text{C}$; unless otherwise specified.

Symbol	Parameter	Conditions	Min	Typ	Max	Unit
V_{BRzd}	Zener diode breakdown voltage	$I = 1\text{ mA}$	6	-	9	V
$I_{L(r)}$	reverse leakage current	per TMDS channel; $V = 3.0\text{ V}$	-	-	1	μA
V_F	forward voltage		-	0.7	-	V
$C_{ch(TMDS)}$	TMDS channel capacitance	$V_{CC} = 5\text{ V}$; $f = 1\text{ MHz}$; $V_{bias} = 2.5\text{ V}$	[1] -	0.7	-	pF
$\Delta C_{ch(TMDS)}$	TMDS channel capacitance difference	$V_{CC} = 5\text{ V}$; $f = 1\text{ MHz}$; $V_{bias} = 2.5\text{ V}$	[1] -	0.05	-	pF
$C_{ch(mutual)}$	mutual channel capacitance	between signal pin and pin n.c.; $V_{CC} = 0\text{ V}$; $f = 1\text{ MHz}$; $V_{bias} = 2.5\text{ V}$	[1] -	0.07	-	pF
R_{dyn}	dynamic resistance	$I = 1\text{ A}$, $T_{amb} = 25\text{ }^{\circ}\text{C}$; IEC 61000-4-5/9				
		positive transient	-	2.4	-	Ω
		negative transient	-	1.3	-	Ω
$V_{CL(ch)trt(pos)}$	positive transient channel clamping voltage	$V_{esd} = 8\text{ kV HBM}$; $T_{amb} = 25\text{ }^{\circ}\text{C}$	[2] -	8	-	V

[1] This parameter is guaranteed by design.

[2] This measurement is made with a $0.1\text{ }\mu\text{F}$ external capacitor connected between pin 3 (supply voltage) and pin 8 (ground).

7. Application information

The IP4280CZ10 is mainly designed to act as a high-level ESD protection for high-speed serial data buses such as HDMI, USB 2.0 and other LVDS data lines.

Therefore, a careful printed-circuit board design with respect to impedance matching, coupling to other signals, etc. is recommended. An example showing a basic abstract view of a layout for an HDMI interface is shown in [Figure 1](#).

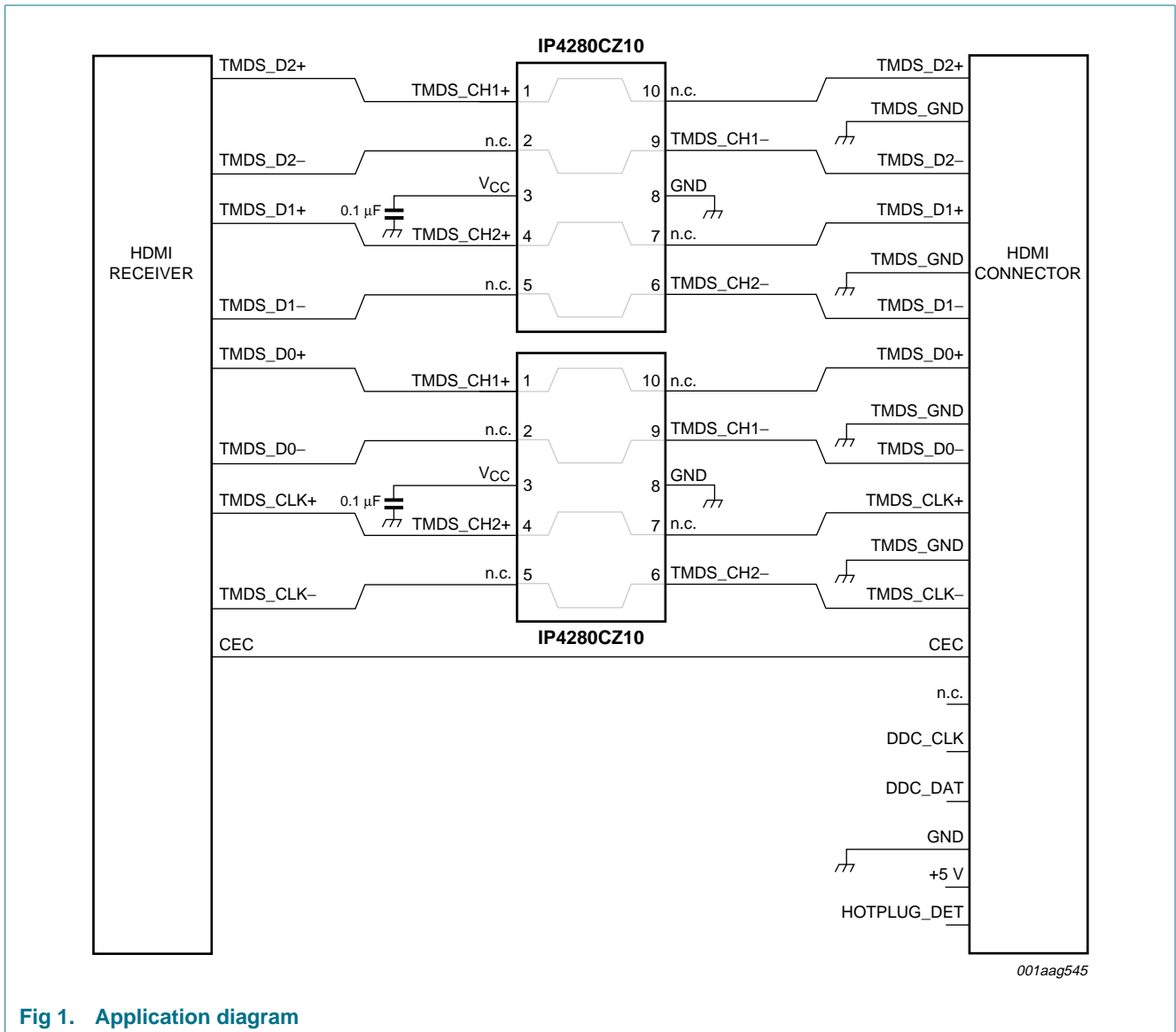


Fig 1. Application diagram

8. Package outline

TSSOP10: plastic thin shrink small outline package; 10 leads; body width 3 mm

SOT552-1

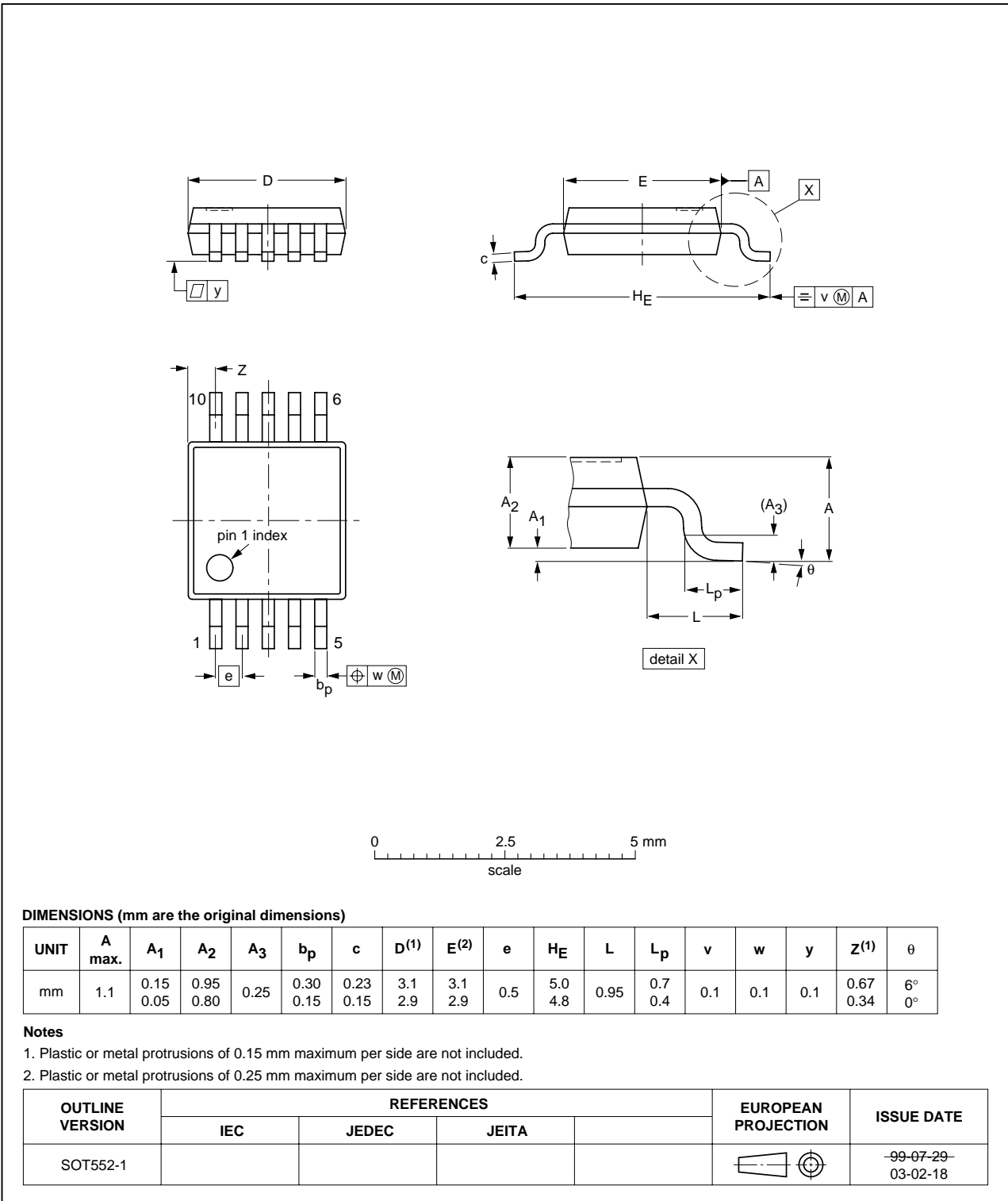


Fig 2. Package outline TSSOP10 (SOT552-1)

9. Abbreviations

Table 6. Abbreviations

Acronym	Description
DVD	Digital Video Disk
ESD	ElectroStatic Discharge
HBM	Human Body Model
HDMI	High-Definition Multimedia Interface
LVDS	Low-Voltage Differential Signaling
RoHS	Restriction of Hazardous Substances
TMDS	Transition Minimized Differential Signaling
USB	Universal Serial Bus

10. Revision history

Table 7. Revision history

Document ID	Release date	Data sheet status	Change notice	Supersedes
IP4280CZ10_1	20070606	Product data sheet	-	-

11. Legal information

11.1 Data sheet status

Document status ^{[1][2]}	Product status ^[3]	Definition
Objective [short] data sheet	Development	This document contains data from the objective specification for product development.
Preliminary [short] data sheet	Qualification	This document contains data from the preliminary specification.
Product [short] data sheet	Production	This document contains the product specification.

[1] Please consult the most recently issued document before initiating or completing a design.

[2] The term 'short data sheet' is explained in section "Definitions".

[3] The product status of device(s) described in this document may have changed since this document was published and may differ in case of multiple devices. The latest product status information is available on the Internet at URL <http://www.nxp.com>.

11.2 Definitions

Draft — The document is a draft version only. The content is still under internal review and subject to formal approval, which may result in modifications or additions. NXP Semiconductors does not give any representations or warranties as to the accuracy or completeness of information included herein and shall have no liability for the consequences of use of such information.

Short data sheet — A short data sheet is an extract from a full data sheet with the same product type number(s) and title. A short data sheet is intended for quick reference only and should not be relied upon to contain detailed and full information. For detailed and full information see the relevant full data sheet, which is available on request via the local NXP Semiconductors sales office. In case of any inconsistency or conflict with the short data sheet, the full data sheet shall prevail.

11.3 Disclaimers

General — Information in this document is believed to be accurate and reliable. However, NXP Semiconductors does not give any representations or warranties, expressed or implied, as to the accuracy or completeness of such information and shall have no liability for the consequences of use of such information.

Right to make changes — NXP Semiconductors reserves the right to make changes to information published in this document, including without limitation specifications and product descriptions, at any time and without notice. This document supersedes and replaces all information supplied prior to the publication hereof.

Suitability for use — NXP Semiconductors products are not designed, authorized or warranted to be suitable for use in medical, military, aircraft, space or life support equipment, nor in applications where failure or

malfunction of a NXP Semiconductors product can reasonably be expected to result in personal injury, death or severe property or environmental damage. NXP Semiconductors accepts no liability for inclusion and/or use of NXP Semiconductors products in such equipment or applications and therefore such inclusion and/or use is at the customer's own risk.

Applications — Applications that are described herein for any of these products are for illustrative purposes only. NXP Semiconductors makes no representation or warranty that such applications will be suitable for the specified use without further testing or modification.

Limiting values — Stress above one or more limiting values (as defined in the Absolute Maximum Ratings System of IEC 60134) may cause permanent damage to the device. Limiting values are stress ratings only and operation of the device at these or any other conditions above those given in the Characteristics sections of this document is not implied. Exposure to limiting values for extended periods may affect device reliability.

Terms and conditions of sale — NXP Semiconductors products are sold subject to the general terms and conditions of commercial sale, as published at <http://www.nxp.com/profile/terms>, including those pertaining to warranty, intellectual property rights infringement and limitation of liability, unless explicitly otherwise agreed to in writing by NXP Semiconductors. In case of any inconsistency or conflict between information in this document and such terms and conditions, the latter will prevail.

No offer to sell or license — Nothing in this document may be interpreted or construed as an offer to sell products that is open for acceptance or the grant, conveyance or implication of any license under any copyrights, patents or other industrial or intellectual property rights.

11.4 Trademarks

Notice: All referenced brands, product names, service names and trademarks are the property of their respective owners.

12. Contact information

For additional information, please visit: <http://www.nxp.com>

For sales office addresses, send an email to: salesaddresses@nxp.com

13. Contents

1 Product profile 1

1.1 General description 1

1.2 Features 1

1.3 Applications 1

2 Pinning information 2

3 Ordering information 2

4 Limiting values 2

5 Recommended operating conditions 2

6 Characteristics 3

7 Application information 4

8 Package outline 5

9 Abbreviations 6

10 Revision history 6

11 Legal information 7

11.1 Data sheet status 7

11.2 Definitions 7

11.3 Disclaimers 7

11.4 Trademarks 7

12 Contact information 7

13 Contents 8

Please be aware that important notices concerning this document and the product(s) described herein, have been included in section 'Legal information'.



© NXP B.V. 2007.

All rights reserved.

For more information, please visit: <http://www.nxp.com>

For sales office addresses, please send an email to: salesaddresses@nxp.com

Date of release: 6 June 2007

Document identifier: IP4280CZ10_1







Looking for pricing, stock, or lifecycle information?

Click below to explore more details on WIN SOURCE:

 [View IP4280CZ10,118 on WIN SOURCE](#)

 [NXP / Nexperia Information](#)

Optimize Your Supply Chain with WIN SOURCE Solutions

-  Global Sourcing Solution
-  Obsolete Management
-  Cost Control Management
-  Shortage Management
-  Alternative Solution
-  Excess Inventory Management