



THE DATASHEET OF UG06D



0.6A, 50V - 200V Ultra Fast Rectifier

FEATURES

- AEC-Q101 qualified available
- Ultrafast recovery time for high efficiency
- Excellent high temperature switching
- RoHS Compliant
- Halogen-free according to IEC 61249-2-21

APPLICATIONS

- DC to DC converter
- Switching mode converters and inverters
- Freewheeling application

MECHANICAL DATA

- Case: TS-1
- Molding compound meets UL 94V-0 flammability rating
- Terminal: Pure tin plated leads, solderable per J-STD-002
- Meet JESD 201 class 2 whisker test
- Polarity: Indicated by cathode band
- Weight: 0.200g (approximately)

KEY PARAMETERS		
PARAMETER	VALUE	UNIT
I_F	0.6	A
V_{RRM}	50 - 200	V
I_{FSM}	40	A
T_{JMAX}	150	°C
Package	TS-1	
Configuration	Single die	



TS-1



ABSOLUTE MAXIMUM RATINGS ($T_A = 25^\circ\text{C}$ unless otherwise noted)						
PARAMETER	SYMBOL	UG06A	UG06B	UG06C	UG06D	UNIT
Marking code on the device		UG06A	UG06B	UG06C	UG06D	
Repetitive peak reverse voltage	V_{RRM}	50	100	150	200	V
Reverse voltage, total rms value	$V_{R(RMS)}$	35	70	105	140	V
Forward current	I_F	0.6				A
Surge peak forward current, 8.3ms single half sine wave superimposed on rated load	I_{FSM}	40				A
Junction temperature	T_J	-55 to +150				°C
Storage temperature	T_{STG}	-55 to +150				°C

THERMAL PERFORMANCE			
PARAMETER	SYMBOL	TYP	UNIT
Junction-to-lead thermal resistance	$R_{\theta JL}$	28	°C/W
Junction-to-ambient thermal resistance	$R_{\theta JA}$	97	°C/W

ELECTRICAL SPECIFICATIONS ($T_A = 25^\circ\text{C}$ unless otherwise noted)					
PARAMETER	CONDITIONS	SYMBOL	TYP	MAX	UNIT
Forward voltage ⁽¹⁾	$I_F = 0.6\text{A}$, $T_J = 25^\circ\text{C}$	V_F	-	0.95	V
Reverse current @ rated V_R ⁽²⁾	$T_J = 25^\circ\text{C}$	I_R	-	5	μA
	$T_J = 125^\circ\text{C}$		-	150	μA
Junction capacitance	1MHz, $V_R = 4.0\text{V}$	C_J	9	-	pF
Reverse recovery time	$I_F = 0.5\text{A}$, $I_R = 1.0\text{A}$ $I_{rr} = 0.25\text{A}$	t_{rr}	-	15	ns

Notes:

1. Pulse test with $PW = 0.3\text{ms}$
2. Pulse test with $PW = 30\text{ms}$

ORDERING INFORMATION		
ORDERING CODE ⁽¹⁾⁽²⁾	PACKAGE	PACKING
UG06x	TS-1	5,000 / Tape & Reel
UG06x A0G	TS-1	3,000 / Ammo box
UG06xH	TS-1	5,000 / Tape & Reel
UG06xHA0G	TS-1	3,000 / Ammo box

Notes:

1. "x" defines voltage from 50V (UG06A) to 200V (UG06D)
2. "H" means AEC-Q101 qualified

CHARACTERISTICS CURVES

($T_A = 25^\circ\text{C}$ unless otherwise noted)

Fig.1 Forward Current Derating Curve

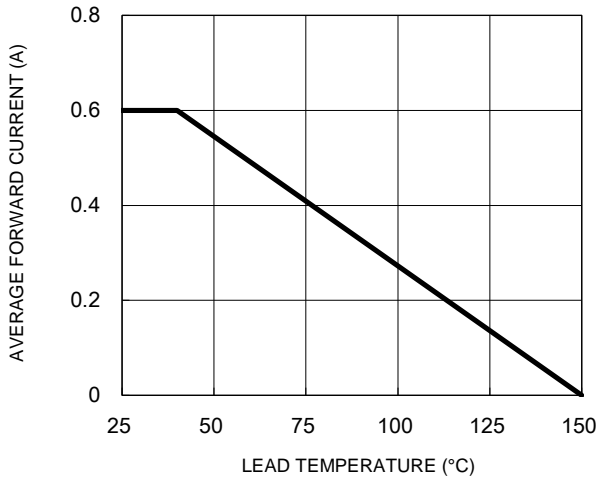


Fig.2 Typical Junction Capacitance

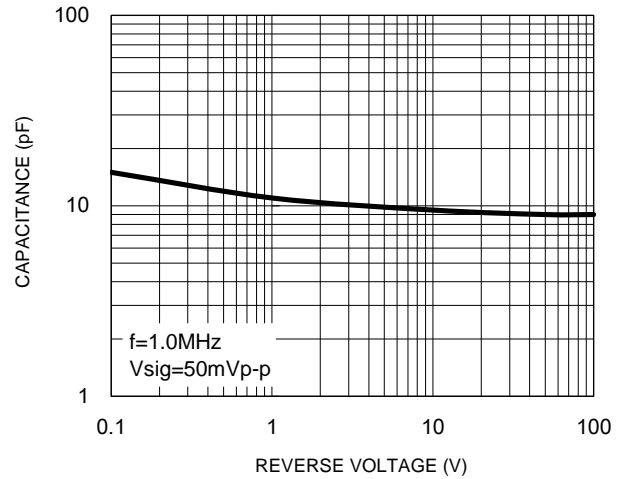


Fig.3 Typical Reverse Characteristics

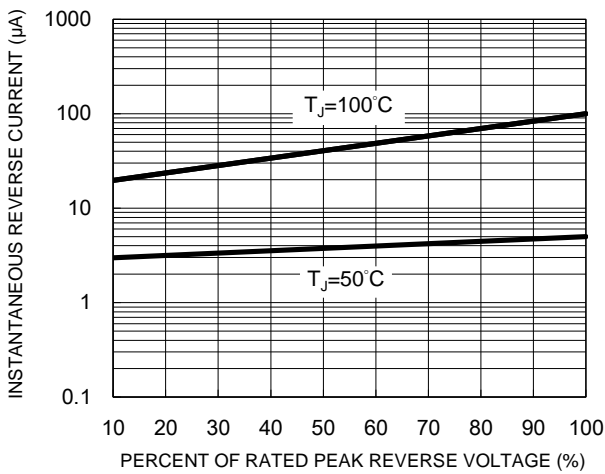


Fig.4 Typical Forward Characteristics

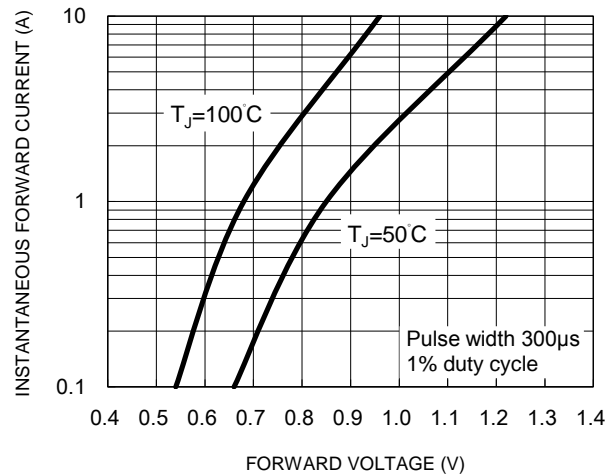
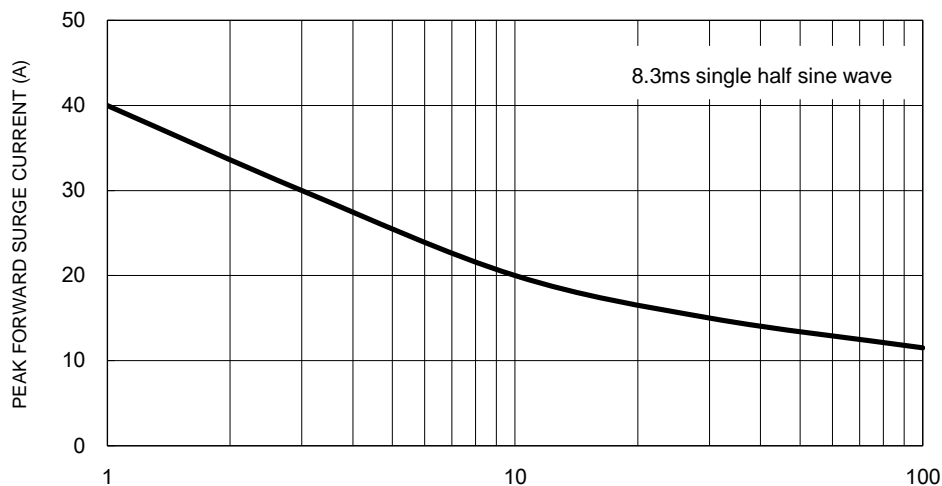


Fig.5 Maximum Non-Repetitive Forward Surge Current



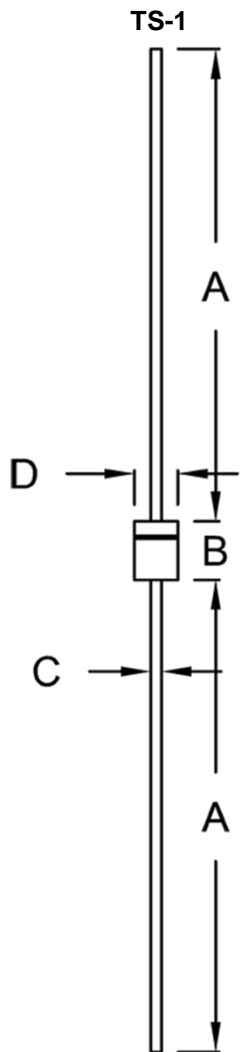
CHARACTERISTICS CURVES

($T_A = 25^\circ\text{C}$ unless otherwise noted)

Fig.6 Reverse Recovery Time Characteristic and Test Circuit Diagram



PACKAGE OUTLINE DIMENSIONS



DIM.	Unit (mm)		Unit (inch)	
	Min.	Max.	Min.	Max.
A	25.40	-	1.000	-
B	3.00	3.30	0.118	0.130
C	0.53	0.64	0.021	0.025
D	2.00	2.70	0.079	0.106

MARKING DIAGRAM



- P/N = Marking Code
- G = Green Compound
- YW = Date Code
- F = Factory Code

Notice

Specifications of the products displayed herein are subject to change without notice. TSC or anyone on its behalf assumes no responsibility or liability for any errors or inaccuracies.



Purchasers are solely responsible for the choice, selection, and use of TSC products and TSC assumes no liability for application assistance or the design of Purchasers' products.

Information contained herein is intended to provide a product description only. No license, express or implied, to any intellectual property rights is granted by this document. Except as provided in TSC's terms and conditions of sale for such products, TSC assumes no liability whatsoever, and disclaims any express or implied warranty, relating to sale and/or use of TSC products including liability or warranties relating to fitness for a particular purpose, merchantability, or infringement of any patent, copyright, or other intellectual property right.

The products shown herein are not designed for use in medical, life-saving, or life-sustaining applications. Customers using or selling these products for use in such applications do so at their own risk and agree to fully indemnify TSC for any damages resulting from such improper use or sale.

Looking for pricing, stock, or lifecycle information?

Click below to explore more details on WIN SOURCE:

-  [View UG06D on WIN SOURCE](#)
-  [Taiwan Semiconductor Information](#)

Optimize Your Supply Chain with WIN SOURCE Solutions

-  Global Sourcing Solution
-  Obsolete Management
-  Cost Control Management
-  Shortage Management
-  Alternative Solution
-  Excess Inventory Management