



THE DATASHEET OF
8020.5020



Cartridge Fuse, 6.3x32 mm, 400-500 VAC, 400 VDC, 1-32 A, High Breaking Capacity up to 3500 A



UL 248-14 · 500 VAC · 400 VDC · Time-Lag T

See below:

[Approvals and Compliances](#)

Description

- 6.3 x 32 mm fuses for primary protection
- 16 rated currents from 0.5 A to 32 A

Unique Selling Proposition

- High rated voltages up to 500 VAC / 400 VDC
- High breaking capacity up to 3500 A
- Suitable for pulse-shaped continuous currents
- Useable for commercial cooking appliances according UL 197

Applications

- 3-phase applications
- DC applications
- Photovoltaic
- Frequency converter
- Power electronics
- Commercial cooking appliances

References

Pigtail Type [SHT 6.3x32 Pigtail](#)


Corresponding Fuseholder [FUA](#); [FUL](#); [FUP](#); [FXP](#); [OGD](#); [CQP](#)

Weblinks

[pdf data sheet](#), [html datasheet](#), [General Product Information](#), [Distributor-Stock-Check](#), [Detailed request for product](#)

[Application Note Primary Protection in Equipment](#) with further information on increased [Pulse Strength](#) and their test conditions according to international standards see [Impulse Withstand Voltage](#)

Technical Data

Rated Voltage	500 VAC, 63 - 400 VDC - 400 VDC
Rated current	0.5 - 32 A
Breaking Capacity	3500 A - 20 kA
Characteristic	Time-Lag T
Mounting	Fuseholder / Clip
Admissible Ambient Temp.	-40 °C to 85 °C
Climatic Category	40/085/21 acc. to IEC 60068-1
Material: Tube	Ceramics
Material: Endcaps	Copper alloy, nickel-plated
Material: Axial Leads	Tin-Plated Copper
Unit Weight	2.84 g
Storage Conditions	0 °C to 60 °C, max. 70% r.h.
Product Marking	 Type, Rated current, Rated Voltage, Characteristic, Breaking capacity, Approvals

Approvals and Compliances


Detailed information on product approvals, code requirements, usage instructions and detailed test conditions can be looked up in [Details about Approvals](#)

SCHURTER products are designed for use in industrial environments. They have approvals from independent testing bodies according to national and international standards. Products with specific characteristics and requirements such as required in the automotive sector according to IATF 16949, medical technology according to ISO 13485 or in the aerospace industry can be offered exclusively with customer-specific, individual agreements by SCHURTER.

Approvals



The approval mark is used by the testing authorities to certify compliance with the safety requirements placed on electronic products.

Approval Reference Type: SHT 6.3x32

Approval Logo	Certificates	Certification Body	Description
	UL Approvals	UL	UR File Number: E41599


Product standards

Product standards that are referenced

Organization	Design	Standard	Description
	Designed according to	UL 248-14	Low voltage fuses - Part 14: Supplemental fuses
	Designed according to	CSA22.2 No. 248.14	Low-Voltage Fuses - Part 14: Supplemental Fuses






Application standards

Application standards where the product can be used


Organization	Design	Standard	Description
	Suitable for applications acc.	IEC/UL 62368-1	Audio/video, information and communication technology equipment - Part 1: Safety requirements

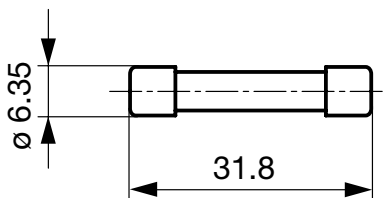
Compliances

The product complies with following Guide Lines

Identification	Details	Initiator	Description
	CE declaration of conformity	SCHURTER AG	The CE marking declares that the product complies with the applicable requirements laid down in the harmonisation of Community legislation on its affixing in accordance with EU Regulation 765/2008.
	UKCA declaration of conformity	SCHURTER AG	The UKCA marking declares that the product complies with the applicable requirements laid down in the British Amendment of Regulation (EC) 765/2008.
	RoHS	SCHURTER AG	Directive RoHS 2011/65/EU, Amendment (EU) 2015/863
	China RoHS	SCHURTER AG	The law SJ / T 11363-2006 (China RoHS) has been in force since 1 March 2007. It is similar to the EU directive RoHS.
	REACH	SCHURTER AG	On 1 June 2007, Regulation (EC) No 1907/2006 on the Registration, Evaluation, Authorization and Restriction of Chemicals 1 (abbreviated as "REACH") entered into force.

Dimension [mm]

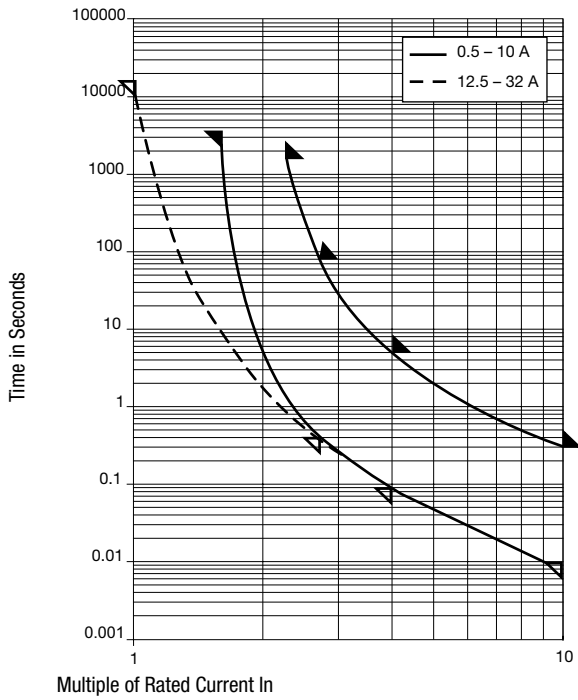
 6.3 mm



Pre-Arcing Time


Rated Current In	1.0 x In min.	1.5 x In min.	2.1 x In max.	2.75 x In min.	2.75 x In max.	4.0 x In min.	4.0 x In max.	10.0 x In min.	10.0 x In max.
0.5 A - 10 A	-	60 min	30 min	400 ms	80 s	95 ms	5 s	10 ms	300 ms
12.5 A - 32 A	4 h	-	30 min	400 ms	80 s	95 ms	5 s	10 ms	300 ms

Time-Current-Curves



Variants

Rated Current [A]	Rated Voltage [VAC]	Rated Voltage [VDC]	Breaking Capacity	Voltage Drop 1.0 I _n max. [mV]	Power Dissipation 1.5 I _n max. [mW]	Melting I ² t 10.0 I _n typ. [A ² s]	Order Number
0.5	500	400	1)	470	600	0.46	● 8020.5008
0.5	500	400	1)	470	600	0.46	● 8020.5008.G
1	500	400	1)	350	900	1.55	● 8020.5011
1	500	400	1)	350	900	1.55	● 8020.5011.G
1.25	500	400	1)	300	1000	3.15	● 8020.5012
1.25	500	400	1)	300	1000	3.15	● 8020.5012.G
1.6	500	400	1)	200	1100	5.4	● 8020.5013
1.6	500	400	1)	200	1100	5.4	● 8020.5013.G
2	500	400	1)	180	1200	10.5	● 8020.5014
2	500	400	1)	180	1200	10.5	● 8020.5014.G
2.5	500	400	1)	160	1300	20	● 8020.5015
2.5	500	400	1)	160	1300	20	● 8020.5015.G
3.15	500	400	1)	150	1400	39	● 8020.5016
3.15	500	400	1)	150	1400	39	● 8020.5016.G
4	500	400	1)	140	1500	71.4	● 8020.5017
4	500	400	1)	140	1500	71.4	● 8020.5017.G
5	500	400	2)	135	2200	271	● 8020.5018
5	500	400	2)	135	2200	271	● 8020.5018.G
6.3	500	400	2)	110	2200	225	● 8020.5019
6.3	500	400	2)	110	2200	225	● 8020.5019.G
8	500	400	2)	110	2600	285	● 8020.5020
8	500	400	2)	110	2600	285	● 8020.5020.G
10	500	400	3)	110	3000	700	● 8020.5021
10	500	400	3)	110	3000	700	● 8020.5021.G
12.5	400	400	4)	120	5000	710	● 8020.5022
12.5	400	400	4)	120	5000	710	● 8020.5022.G
16	400	400	4)	130	5700	1400	● 8020.5023
16	400	400	4)	130	5700	1400	● 8020.5023.G

Rated Current [A]	Rated Voltage [VAC]	Rated Voltage [VDC]	Breaking Capacity	Voltage Drop 1.0 I _n max. [mV]	Power Dissipation 1.5 I _n max. [mW]	Melting Pt 10.0 I _n typ. [A ² s]		Order Number
20	400	63	5)	100	6000	4000	●	8020.5024
20	400	63	5)	100	6000	4000	●	8020.5024.G
25	400	63	5)	100	8000	5400	●	8020.5025
25	400	63	5)	100	8000	5400	●	8020.5025.G
32	400	63	5)	110	10500	8750	●	8020.5026
32	400	63	5)	110	10500	8750	●	8020.5026.G

Availability for all products can be searched real-time: <https://www.schurter.com/en/info-center/support-tools/stock-check-distributors>

- 1) 1500 A @ 500 VAC, cos φ = 0.99 - 1
1500 A @ 250 VAC, cos φ = 0.7 - 0.8
10 kA @ 125 VAC, cos φ = 0.7 - 0.8
1500 A @ 400 VDC
20 kA @ 63 VDC
- 2) 1500 A @ 500 VAC, cos φ = 0.99 - 1
3500 A @ 250 VAC, cos φ = 0.7 - 0.8
10 kA @ 125 VAC, cos φ = 0.7 - 0.8
1000 A @ 400 VDC
20 kA @ 63 VDC
- 3) 1500 A @ 500 VAC, cos φ = 0.99 - 1
1500 A @ 250 VAC, cos φ = 0.7 - 0.8
10 kA @ 125 VAC, cos φ = 0.7 - 0.8
1000 A @ 400 VDC
20 kA @ 63 VDC
- 4) 1500 A @ 400 VAC, cos φ = 0.99 - 1
1000 A @ 250 VAC, cos φ = 0.7 - 0.8
10 kA @ 125 VAC, cos φ = 0.7 - 0.8
1000 A @ 400 VDC
20 kA @ 63 VDC
- 5) 1500 A @ 400 VAC, cos φ = 0.99 - 1
1000 A @ 250 VAC, cos φ = 0.7 - 0.8
10 kA @ 125 VAC, cos φ = 0.7 - 0.8
20 kA @ 63 VDC

Packaging Unit	xxxx.xxxx xxxx.xxxx.G	Small Box Pack (10 pcs.) Bulk (1000 pcs.)
----------------	--------------------------	--

Looking for pricing, stock, or lifecycle information?

Click below to explore more details on WIN SOURCE:

 [View 8020.5020 on WIN SOURCE](#)

 [Schurter Inc. Information](#)

Optimize Your Supply Chain with WIN SOURCE Solutions

-  Global Sourcing Solution
-  Obsolete Management
-  Cost Control Management
-  Shortage Management
-  Alternative Solution
-  Excess Inventory Management