

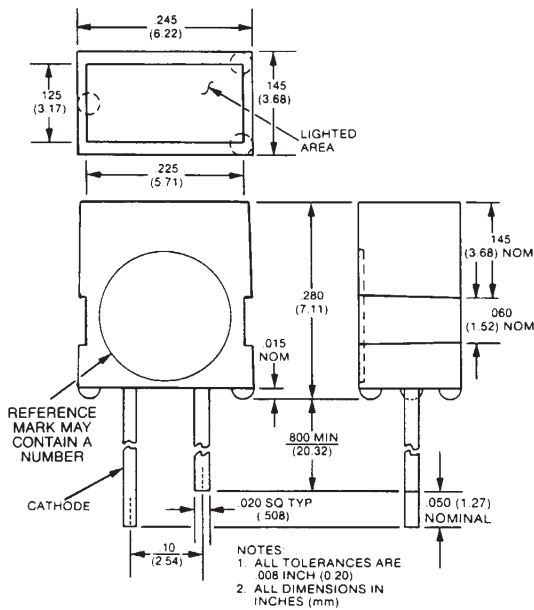


**THE DATASHEET OF
MV53124A**

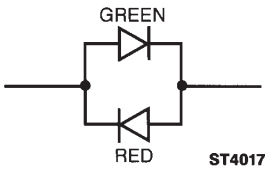


YELLOW MV53124A
HIGH EFFICIENCY GREEN MV54124A
HIGH EFFICIENCY RED MV57124A
HIGH EFFICIENCY GREEN/AlGaAs RED MV49124A

PACKAGE DIMENSIONS



C1245B



FOR MV49124A

DESCRIPTION

The MV5X124A Series of rectangular high performance LED lamps with reflector cap has been engineered for much improved light uniformity which is especially important in direct view and legend backlighting. Includes a Green/Red version—MV49124A. The Green chip is the same as is used in MV54124A, while the Red chip is AlGaAs at 660 nm to achieve a bright Dark Red color in the non-tinted diffused epoxy.

FEATURES

- Uniform illumination
- Increased typical brightness
- Tighter mechanical tolerances for base of design
- Stackable in X or Y direction without crosstalk
- .220" x .125" lighted area for direct view or legend backlighting
- Use Black MP65 two piece grommet for panel mounting
- Superior quality

APPLICATIONS

- Legend backlighting
- Panel indicator
- High quality bargraphs

PHYSICAL CHARACTERISTICS

TYPE	SOURCE COLOR	LENS EFFECT
MV53124A	Yellow	Yellow Diffused
MV53124A	High Eff. Green	Green Diffused
MV57124A	High Eff. Red	Red Diffused
MV49124A	High Eff. Green/AlGaAs Red	White Diffused

ELECTRO-OPTICAL CHARACTERISTICS (25°C Temperature Unless Otherwise Specified)								
PARAMETER	SYMBOL	MV 53124A	MV 54124A	MV 57124A	MV 49124A	UNITS	TEST COND.	NOTES
Luminous Intensity	min.	I_v	1.0	1.0	1.0	mcd	$I_f=20$ mA	
	typ.		6.0	6.0	6.0	mcd	$I_f=20$ mA	
Forward voltage	typ.	V_f	2.0	2.2	2.0	V	$I_f=20$ mA	
	max.		3.0	3.0	3.0	V	$I_f=20$ mA	
Peak wavelength	λ_p	585	562	635	562/660	nm	$I_f=20$ mA	
Spectral line half width		45	30	45	30/45	nm	$I_f=20$ mA	
Reverse voltage	min.	V_{BR}	5	5	5	V	$I_R=100$ μ A	
Reverse current	max.	I_R	100	100	100	μ A	$V_R=5.0$ V	
Capacitance		C	45	20	45	20/30	pF	$V=0, f=1$ MHz
Viewing angle (total)		$2\theta_{1/2}$	100	100	100	100	degrees	

ABSOLUTE MAXIMUM RATINGS (25°C Unless Otherwise Specified)			
PARAMETER	ALL DEVICES	UNITS	NOTES
Power dissipation	120	mW	1
Continuous forward current	30	mA	
Peak forward current (1 μ s, 0.3% DF)	90	mA	
Lead soldering time at 260°C	5	seconds	2
Operating and storage temperatures	-55°C to +100°C		

NOTES
1. Derate linearity from 25°C at 1.6 mW/°C.
2. From a point minimum 1/16 inch (1.6 mm) from the bottom of the lamp.

TYPICAL ELECTRO-OPTICAL CHARACTERISTIC CURVES

(25°C Temperature Unless Otherwise Specified)

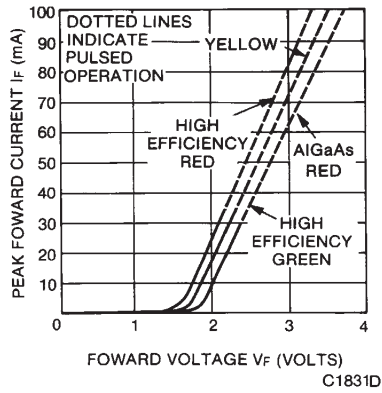


Fig. 1. Forward Current vs. Forward Voltage

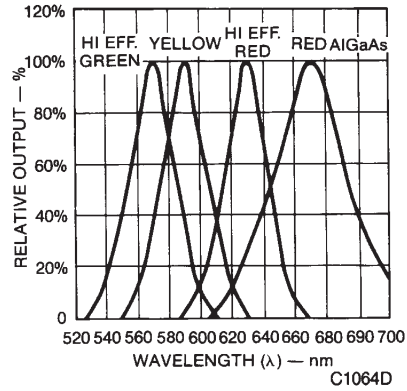


Fig. 2. Spectral Distribution

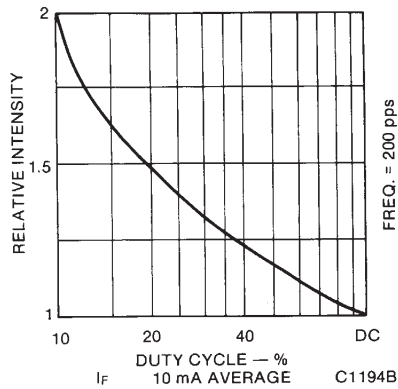


Fig. 3. Luminous Intensity vs. Duty Cycle

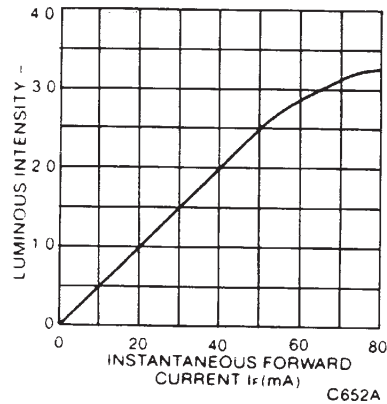


Fig. 4. Luminous Intensity vs. Forward Current

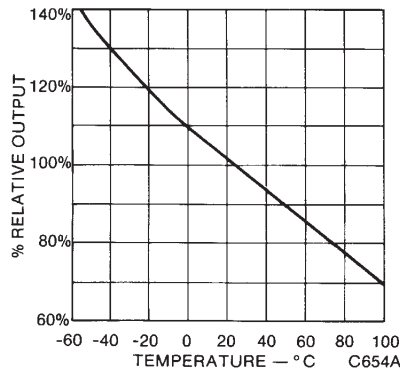


Fig. 5. Output vs. Temperature



RECTANGULAR SOLID STATE LAMPS

DISCLAIMER

FAIRCHILD SEMICONDUCTOR RESERVES THE RIGHT TO MAKE CHANGES WITHOUT FURTHER NOTICE TO ANY PRODUCTS HEREIN TO IMPROVE RELIABILITY, FUNCTION OR DESIGN. FAIRCHILD DOES NOT ASSUME ANY LIABILITY ARISING OUT OF THE APPLICATION OR USE OF ANY PRODUCT OR CIRCUIT DESCRIBED HEREIN; NEITHER DOES IT CONVEY ANY LICENSE UNDER ITS PATENT RIGHTS, NOR THE RIGHTS OF OTHERS.



LIFE SUPPORT POLICY

FAIRCHILD'S PRODUCTS ARE NOT AUTHORIZED FOR USE AS CRITICAL COMPONENTS IN LIFE SUPPORT DEVICES OR SYSTEMS WITHOUT THE EXPRESS WRITTEN APPROVAL OF THE PRESIDENT OF FAIRCHILD SEMICONDUCTOR CORPORATION. As used herein:

1. Life support devices or systems are devices or systems which, (a) are intended for surgical implant into the body, or (b) support or sustain life, and (c) whose failure to perform when properly used in accordance with instructions for use provided in the labeling, can be reasonably expected to result in a significant injury of the user.
2. A critical component in any component of a life support device or system whose failure to perform can be reasonably expected to cause the failure of the life support device or system, or to affect its safety or effectiveness.

Looking for pricing, stock, or lifecycle information?

Click below to explore more details on WIN SOURCE:

-  [View MV53124A on WIN SOURCE](#)
-  [Everlight Electronics Co Ltd Information](#)

Optimize Your Supply Chain with WIN SOURCE Solutions

-  Global Sourcing Solution
-  Obsolete Management
-  Cost Control Management
-  Shortage Management
-  Alternative Solution
-  Excess Inventory Management