



**THE DATASHEET OF**  
**0034.7325**



Subminiature Fuse, 8.5 mm, Time-Lag T, 250 VAC, cULus



Subminiature fuse 8.5 mm, time-lag T,  
250 VAC  
Short terminal  
PCB



Subminiature fuse 8.5 mm, time-lag T,  
250 VAC  
Terminal long  
PCB

UL 248-14 · 250 VAC · Time-Lag T

See below:

[Approvals and Compliances](#)**Description**

- Directly solderable on printed circuit boards
- Low Breaking Capacity

**References**


Last order date: 30.04.2026

Last delivery date: 31.07.2026

**Weblinks**

[pdf data sheet](#), [html datasheet](#), [General Product Information](#), [Distributor-Stock-Check](#), [Detailed request for product](#)

**Technical Data**

|                          |   |                              |   |
|--------------------------|---|------------------------------|---|
| Rated Voltage            | 250 VAC   | Soldering Methods            | Wave<br><a href="#">Soldering Profile</a>                           |
| Rated current            | 0.063 - 10 A  | Solderability                | 235 °C / 2 sec acc. to IEC 60068-2-20, Test Ta                      |
| Breaking Capacity        | 50 A  | Resistance to Soldering Heat | 260 °C / 10 sec acc. to IEC 60068-2-20, Test Tb                     |
| Characteristic           | Time-Lag T  | Case Resistance              | acc. to EIA/IS-722, Test 4.7<br>>100 MΩ (between leads and body)    |
| Mounting                 | PCB, THT  | Flammability                 | UL 94V-0<br>(acc. to EIA/IS-722, Test 4.12)                         |
| Admissible Ambient Temp. | -40 °C to 85 °C   | Current Carrying Capacity    | acc. to EIA/IS-722, Test 4.3.3                                      |
| Climatic Category        | 40/085/21 acc. to IEC 60068-1   | Moisture Sensitivity Level   | MIL-STD-202, Method 106<br>(50 cycles in a temp./mister chamber)    |
| Material: Housing        | Thermoplastic, UL 94V-0   | Vibration, High Frequency    | MIL-STD-202, Method 204 Condition D                                 |
| Material: Terminals      | Tin-Plated Copper   | Mechanical Shock             | (acc. to EIA/IS-722, Test 4.9)                                      |
| Unit Weight              | 0.53 g  | Resistance to Solvents       | MIL-STD-202, Method 215   |
| Storage Conditions       | 0 °C to 40 °C, max. 70% r.h.  | Terminal Strength            | MIL-STD-202, Method 211A<br>(Deflection of board 1 mm for 1 minute) |
| Product Marking          |  Type, Rated current, Rated Voltage, Characteristic, Certification marks |                              |   |

**Approvals and Compliances**


Detailed information on product approvals, code requirements, usage instructions and detailed test conditions can be looked up in [Details about Approvals](#)

SCHURTER products are designed for use in industrial environments. They have approvals from independent testing bodies according to national and international standards. Products with specific characteristics and requirements such as required in the automotive sector according to IATF 16949, medical technology according to ISO 13485 or in the aerospace industry can be offered exclusively with customer-specific, individual agreements by SCHURTER.

**Approvals**



The approval mark is used by the testing authorities to certify compliance with the safety requirements placed on electronic products.

Approval Reference Type: MSTU 250

| Approval Logo   | Certificates                 | Certification Body | Description            |
|---|------------------------------|--------------------|------------------------|
|  | <a href="#">UL Approvals</a> | UL                 | UL File Number: E41599 |

## Product standards

Product standards that are referenced

| Organization   | Design                | Standard           | Description                                     |
|--|-----------------------|--------------------|---|
|  | Designed according to | UL 248-14          | Low voltage fuses - Part 14: Supplemental fuses |
|  | Designed according to | CSA22.2 No. 248.14 | Low-Voltage Fuses - Part 14: Supplemental Fuses |






## Application standards

Application standards where the product can be used

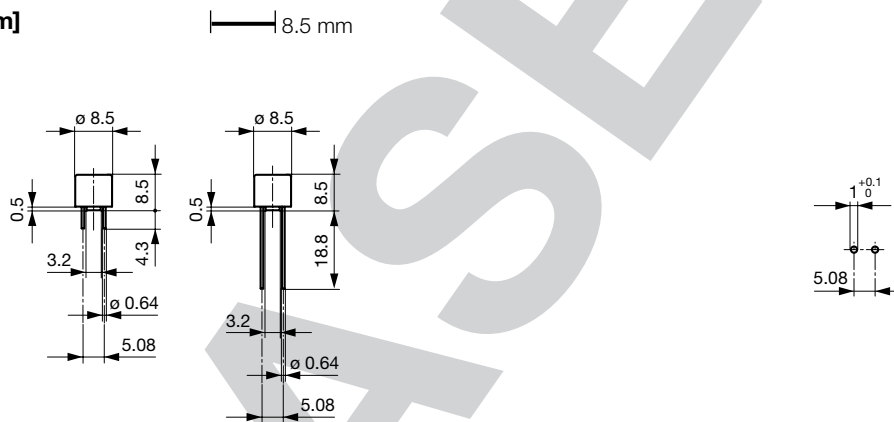
| Organization   | Design                         | Standard       | Description   |
|--|--------------------------------|----------------|---|
|  | Suitable for applications acc. | IEC/UL 62368-1 | Audio/video, information and communication technology equipment - Part 1: Safety requirements |

## Compliances

The product complies with following Guide Lines

| Identification  | Details  | Initiator   | Description   |
|---|--|-------------|---|
|   | <a href="#">CE declaration of conformity</a>   | SCHURTER AG | The CE marking declares that the product complies with the applicable requirements laid down in the harmonisation of Community legislation on its affixing in accordance with EU Regulation 765/2008. |
|   | <a href="#">UKCA declaration of conformity</a> | SCHURTER AG | The UKCA marking declares that the product complies with the applicable requirements laid down in the British Amendment of Regulation (EC) 765/2008.  |
|   | RoHS   | SCHURTER AG | Directive RoHS 2011/65/EU, Amendment (EU) 2015/863  |
|   | China RoHS                                     | SCHURTER AG | The law SJ / T 11363-2006 (China RoHS) has been in force since 1 March 2007. It is similar to the EU directive RoHS.  |
|  | REACH  | SCHURTER AG | On 1 June 2007, Regulation (EC) No 1907/2006 on the Registration, Evaluation, Authorization and Restriction of Chemicals 1 (abbreviated as "REACH") entered into force.                               |

## Dimension [mm]

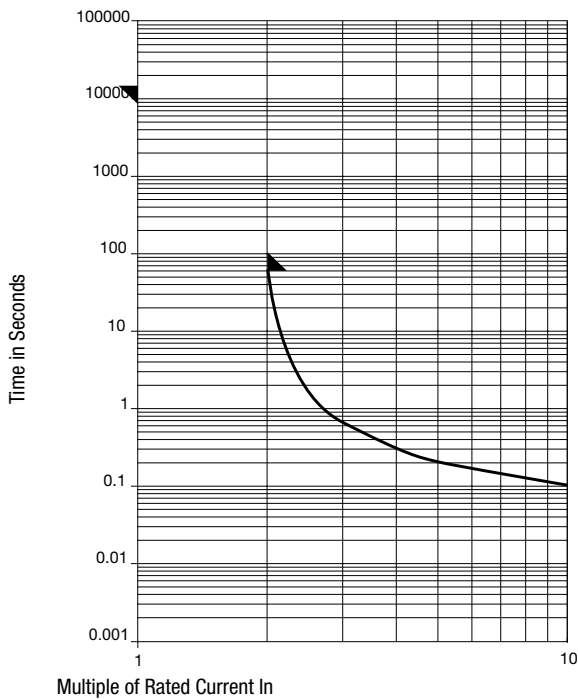


Drilling diagram

## Pre-Arcing Time


| Rated Current $I_n$ | 1.0 x $I_n$ min. | 2.0 x $I_n$ max. |
|---------------------|------------------|------------------|
| 0.063 A - 10 A      | 4 h              | 120 s            |

Time-Current-Curves



Variants

| Rated Current [A] | Rated Voltage [VAC] | Breaking Capacity | Voltage Drop 1.0 I <sub>n</sub> typ. [mV] | Power Dissipation 1.0 I <sub>n</sub> typ. [mW] | Melting I <sup>2</sup> t 10.0 I <sub>n</sub> typ. [A <sup>2</sup> s] | c(U <sub>L</sub> ) <sub>US</sub> | S | L | T | Order Number |
|-------------------|---------------------|-------------------|---|--|--|----------------------------------|---|---|---|--------------|
| 0.063             | 250                 | 1)                | 544                                       | 37   | 0.0176   | ●                                | ● |   |   | 0034.7103    |
| 0.08              | 250                 | 1)                | 413                                       | 38   | 0.0313   | ●                                | ● |   |   | 0034.7104    |
| 0.1               | 250                 | 1)                | 318                                       | 35   | 0.0456   | ●                                | ● |   |   | 0034.7105    |
| 0.125             | 250                 | 1)                | 289                                       | 40   | 0.0567   | ●                                | ● |   |   | 0034.7106    |
| 0.16              | 250                 | 1)                | 219                                       | 38   | 0.0692   | ●                                | ● |   |   | 0034.7107    |
| 0.2               | 250                 | 1)                | 262                                       | 60   | 0.133  | ●                                | ● |   |   | 0034.7108    |
| 0.25              | 250                 | 1)                | 202                                       | 55   | 0.258  | ●                                | ● |   |   | 0034.7109    |
| 0.315             | 250                 | 1)                | 168                                       | 49   | 0.361  | ●                                | ● |   |   | 0034.7110    |
| 0.4               | 250                 | 1)                | 159                                       | 69   | 0.528  | ●                                | ● |   |   | 0034.7111    |
| 0.5               | 250                 | 1)                | 143                                       | 78   | 0.898  | ●                                | ● |   |   | 0034.7112    |
| 0.63              | 250                 | 1)                | 124                                       | 85   | 2.24   | ●                                | ● |   |   | 0034.7113    |
| 0.8               | 250                 | 1)                | 114                                       | 98   | 4.05   | ●                                | ● |   |   | 0034.7114    |
| 1                 | 250                 | 1)                | 100                                       | 107  | 6.85   | ●                                | ● |   |   | 0034.7115    |
| 1.25              | 250                 | 1)                | 94  | 127  | 7.93   | ●                                | ● |   |   | 0034.7116    |
| 1.6               | 250                 | 1)                | 85  | 145  | 17.5   | ●                                | ● |   |   | 0034.7117    |
| 2                 | 250                 | 1)                | 80  | 175  | 28.6   | ●                                | ● |   |   | 0034.7118    |
| 2.5               | 250                 | 1)                | 75  | 205  | 40.9   | ●                                | ● |   |   | 0034.7119    |
| 3.15              | 250                 | 1)                | 71  | 240  | 55   | ●                                | ● |   |   | 0034.7120    |
| 4                 | 250                 | 1)                | 72  | 303  | 67.2   | ●                                | ● |   |   | 0034.7121    |
| 5                 | 250                 | 1)                | 70  | 376  | 142  | ●                                | ● |   |   | 0034.7122    |
| 6.3               | 250                 | 1)                | 68  | 488  | 287  | ●                                | ● |   |   | 0034.7123    |
| 8                 | 250                 | 1)                | 50  | 445  | 422  | ●                                | ● |   |   | 0034.7124    |
| 10                | 250                 | 1)                | 50  | 630  | 564  | ●                                | ● |   |   | 0034.7125    |
| 0.063             | 250                 | 1)                | 544                                       | 37   | 0.0176   | ●                                |   | ● |   | 0034.7203    |
| 0.08              | 250                 | 1)                | 413                                       | 38   | 0.0313   | ●                                |   | ● |   | 0034.7204    |
| 0.1               | 250                 | 1)                | 318                                       | 35   | 0.0456   | ●                                |   | ● |   | 0034.7205    |
| 0.125             | 250                 | 1)                | 289                                       | 40   | 0.0567   | ●                                |   | ● |   | 0034.7206    |

| Rated Current [A] | Rated Voltage [VAC] | Breaking Capacity | Voltage Drop 1.0 I <sub>n</sub> typ. [mV] | Power Dissipation 1.0 I <sub>n</sub> typ. [mW] | Melting I <sup>2</sup> t 10.0 I <sub>n</sub> typ. [A <sup>2</sup> s] |  | S | L | T | Order Number |
|-------------------|---------------------|-------------------|---|--|--|---|---|---|---|--------------|
| 0.16              | 250                 | 1)                | 219                                       | 38   | 0.0692   | ●   | ● |   |   | 0034.7207    |
| 0.2               | 250                 | 1)                | 262                                       | 60   | 0.133  | ●   | ● |   |   | 0034.7208    |
| 0.25              | 250                 | 1)                | 202                                       | 55   | 0.258  | ●   | ● |   |   | 0034.7209    |
| 0.315             | 250                 | 1)                | 168                                       | 49   | 0.361  | ●   | ● |   |   | 0034.7210    |
| 0.4               | 250                 | 1)                | 159                                       | 69   | 0.528  | ●   | ● |   |   | 0034.7211    |
| 0.5               | 250                 | 1)                | 143                                       | 78   | 0.898  | ●   | ● |   |   | 0034.7212    |
| 0.63              | 250                 | 1)                | 124                                       | 85   | 2.24   | ●   | ● |   |   | 0034.7213    |
| 0.8               | 250                 | 1)                | 114                                       | 98   | 4.05   | ●   | ● |   |   | 0034.7214    |
| 1                 | 250                 | 1)                | 100                                       | 107  | 6.85   | ●   | ● |   |   | 0034.7215    |
| 1.25              | 250                 | 1)                | 94  | 127  | 7.93   | ●   | ● |   |   | 0034.7216    |
| 1.6               | 250                 | 1)                | 85  | 145  | 17.5   | ●   | ● |   |   | 0034.7217    |
| 2                 | 250                 | 1)                | 80  | 175  | 28.6   | ●   | ● |   |   | 0034.7218    |
| 2.5               | 250                 | 1)                | 75  | 205  | 40.9   | ●   | ● |   |   | 0034.7219    |
| 3.15              | 250                 | 1)                | 71  | 240  | 55   | ●   | ● |   |   | 0034.7220    |
| 4                 | 250                 | 1)                | 72  | 303  | 67.2   | ●   | ● |   |   | 0034.7221    |
| 5                 | 250                 | 1)                | 70  | 376  | 142  | ●   | ● |   |   | 0034.7222    |
| 6.3               | 250                 | 1)                | 68  | 488  | 287  | ●   | ● |   |   | 0034.7223    |
| 8                 | 250                 | 1)                | 50  | 445  | 422  | ●   | ● |   |   | 0034.7224    |
| 10                | 250                 | 1)                | 50  | 630  | 564  | ●   | ● |   |   | 0034.7225    |
| 0.063             | 250                 | 1)                | 544                                       | 37   | 0.0176   | ●   |   | ● |   | 0034.7303    |
| 0.08              | 250                 | 1)                | 413                                       | 38   | 0.0313   | ●   |   | ● |   | 0034.7304    |
| 0.1               | 250                 | 1)                | 318                                       | 35   | 0.0456   | ●   |   | ● |   | 0034.7305    |
| 0.125             | 250                 | 1)                | 289                                       | 40   | 0.0567   | ●   |   | ● |   | 0034.7306    |
| 0.16              | 250                 | 1)                | 219                                       | 38   | 0.0692   | ●   |   | ● |   | 0034.7307    |
| 0.2               | 250                 | 1)                | 262                                       | 60   | 0.133  | ●   |   | ● |   | 0034.7308    |
| 0.25              | 250                 | 1)                | 202                                       | 55   | 0.258  | ●   |   | ● |   | 0034.7309    |
| 0.315             | 250                 | 1)                | 168                                       | 49   | 0.361  | ●   |   | ● |   | 0034.7310    |
| 0.4               | 250                 | 1)                | 159                                       | 69   | 0.528  | ●   |   | ● |   | 0034.7311    |
| 0.5               | 250                 | 1)                | 143                                       | 78   | 0.898  | ●   |   | ● |   | 0034.7312    |
| 0.63              | 250                 | 1)                | 124                                       | 85   | 2.24   | ●   |   | ● |   | 0034.7313    |
| 0.8               | 250                 | 1)                | 114                                       | 98   | 4.05   | ●   |   | ● |   | 0034.7314    |
| 1                 | 250                 | 1)                | 100                                       | 107  | 6.85   | ●   |   | ● |   | 0034.7315    |
| 1.25              | 250                 | 1)                | 94  | 127  | 7.93   | ●   |   | ● |   | 0034.7316    |
| 1.6               | 250                 | 1)                | 85  | 145  | 17.5   | ●   |   | ● |   | 0034.7317    |
| 2                 | 250                 | 1)                | 80  | 175  | 28.6   | ●   |   | ● |   | 0034.7318    |
| 2.5               | 250                 | 1)                | 75  | 205  | 40.9   | ●   |   | ● |   | 0034.7319    |
| 3.15              | 250                 | 1)                | 71  | 240  | 55   | ●   |   | ● |   | 0034.7320    |
| 4                 | 250                 | 1)                | 72  | 303  | 67.2   | ●   |   | ● |   | 0034.7321    |
| 5                 | 250                 | 1)                | 70  | 376  | 142  | ●   |   | ● |   | 0034.7322    |
| 6.3               | 250                 | 1)                | 68  | 488  | 287  | ●   |   | ● |   | 0034.7323    |
| 8                 | 250                 | 1)                | 50  | 445  | 422  | ●   |   | ● |   | 0034.7324    |
| 10                | 250                 | 1)                | 50  | 630  | 564  | ●   |   | ● |   | 0034.7325    |

Availability for all products can be searched real-time: <https://www.schurter.com/en/info-center/support-tools/stock-check-distributors>

1) 50 A @ 250 VAC, cos φ = 0.95 - 1.0

### Packaging Unit

acc. IEC 60286-2

|             |  |
|-------------|--|
| S = 4.3 mm  | 100 pcs in ESD-plastic bag   |
| L = 18.8 mm | 100 St. (Bulk)   |
| T = 18.8 mm | 750 pcs. in tape [P = P0: 12.7; P1: 3.81; H1: 26.45] on reel [A: 360; W3: 40; W4: 52; C: 30.5] |

## Looking for pricing, stock, or lifecycle information?

Click below to explore more details on WIN SOURCE:

 [View 0034.7325 on WIN SOURCE](#)

 [Schurter Inc. Information](#)

## Optimize Your Supply Chain with WIN SOURCE Solutions

-  Global Sourcing Solution
-  Obsolete Management
-  Cost Control Management
-  Shortage Management
-  Alternative Solution
-  Excess Inventory Management