




**THE DATASHEET OF
J1/6ZCT52R**



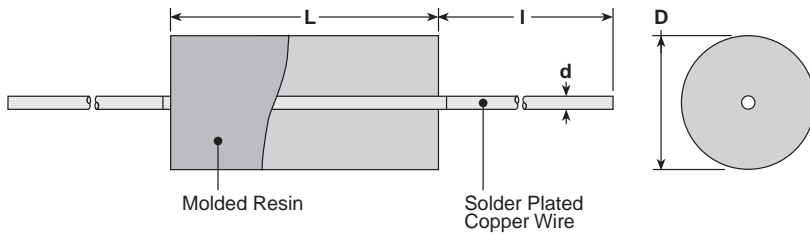


features

- Type J are molded
- Suitable for automatic machine insertion
- Marking: Type J are black, no marking
- Products meet EU RoHS requirements

leaded resistors

dimensions and construction



Type	Dimensions inches (mm)			I ¹ Standard
	L (ref.) ¹	D	d (nom.)	
J1/6Z	.134 ^{+0.004} / _{-0.008} (3.4 ^{+0.1} / _{-0.2})	.067±.008 (1.7±0.2)	.020 (0.5)	1.18±.118 (30.0±3.0)
J1/4Z	.256±.02 (6.5±0.5)	.091 ⁺⁰ / _{-.012} (2.3 ⁺⁰ / _{-.3})	.024 (0.6)	

¹ Lead length changes depending on taping and forming type.

ordering information

1/6Z	C	T52	A
Type	Termination Material	Taping and Forming	Packaging
J1/4Z J1/6Z	C: SnCu	T26, T52	A: Ammo R: Reel

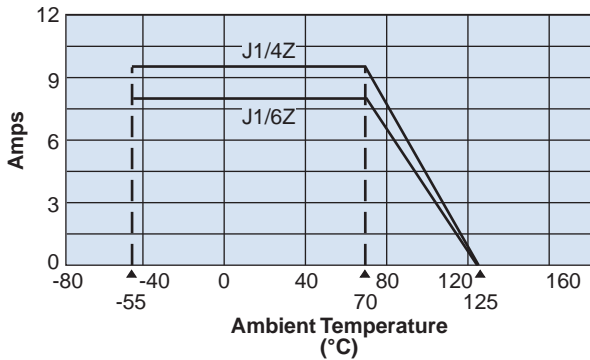
For further information on packaging, please refer to Appendix C.

applications and ratings

Part Designation	Maximum Allowable Current	Rated Ambient Temperature	Operating Temperature Range
J1/6ZC	8A	+70°C	-55°C to +125°C
J1/4ZC	10A		

environmental applications

Derating Curve



For resistors operated at an ambient temperature of 70°C or above, a power rating shall be derated in accordance with the above derating curve.

Looking for pricing, stock, or lifecycle information?

Click below to explore more details on WIN SOURCE:

 [View J1/6ZCT52R on WIN SOURCE](#)

 [KOA Speer Information](#)

Optimize Your Supply Chain with WIN SOURCE Solutions

-  Global Sourcing Solution
-  Obsolete Management
-  Cost Control Management
-  Shortage Management
-  Alternative Solution
-  Excess Inventory Management