




**THE DATASHEET OF  
602SJR00300E**



# 60 Series

## Two Terminal Metal Element Current Sense

These non-inductive, 3-piece welded element resistors offer a reliable low-cost alternative to conventional current sense products. With resistance values as low as 0.005Ω, and wattages from 0.1w to 3w, the 60 Series offers a wide variety of design choices.



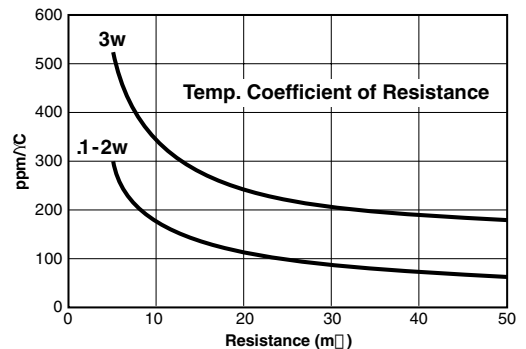
### FEATURES

- Low inductance
- Low cost
- Wirewound performance
- Flameproof

### CHARACTERISTICS

<b>Resistor</b>	Nichrome resistive element
<b>Terminals</b>	Copper clad steel or copper depending on style. RoHS solder composition is 96% Sn, 3.5% Ag, 0.5% Cu
<b>Derating</b>	Linearly from 100% @ +25°C to 0% @ +275°C
<b>Tolerance</b>	±3% standard, others available
<b>Power rating</b>	Based on 25°C ambient
<b>Overload</b>	5x rated power for 5 seconds
<b>Inductance</b>	<10nh
<b>To calculate max amps</b>	use the formula $\sqrt{(P/R)}$

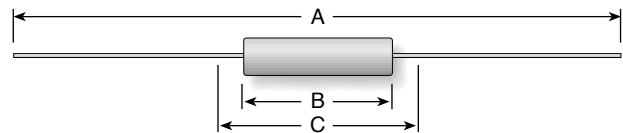
### TCR as a function of resistance



### ORDERING INFORMATION

(Partial listing; contact Ohmite for others)

Part Number	Watts	Ohms	Tolerance	Dimensions			Lead Ga.
				A (ref.)	B (max.)	C (±0.010)	
600HR050E	0.1	0.05	3%	2.440	0.155	0.655	24
600HR033E	0.1	0.033	3%	2.440	0.155	0.655	24
600HR036E	0.1	0.036	3%	2.440	0.155	0.655	24
601HR027E	0.125	0.027	3%	2.440	0.155	0.655	24
601HR030E	0.125	0.03	3%	2.440	0.155	0.655	24
601HR025E	0.125	0.025	3%	2.440	0.155	0.655	24
602HR050E	0.2	0.05	3%	3.530	0.250	0.559	22
603HR005E	0.25	0.005	3%	2.440	0.155	0.655	24
603HR010E	0.25	0.01	3%	2.440	0.155	0.655	24
603HR015E	0.25	0.015	3%	2.440	0.155	0.655	24
603HR050E	0.25	0.05	3%	3.685	0.330	1.310	20
604HR010E	0.375	0.01	3%	3.530	0.250	0.559	22
604HR020E	0.375	0.02	3%	3.530	0.250	0.559	22
604HR025E	0.375	0.025	3%	3.530	0.250	0.559	22
604HR100E	0.375	0.01	3%	3.587	0.65	1.125	20
605HR010E	0.5	0.01	3%	3.685	0.355	1.310	20
605HR020E	0.5	0.02	3%	3.685	0.330	1.310	20
605HR030E	0.5	0.03	3%	3.685	0.330	1.310	20
605HR100E	0.5	0.1	3%	3.981	0.750	1.675	18
607HR050E	0.75	0.05	3%	3.587	0.630	1.106	20
607HR005E	0.75	0.005	3%	3.674	0.320	1.310	20
610HR005E	1	0.005	3%	3.587	0.650	1.125	20
610HR010E	1	0.01	3%	3.587	0.630	1.106	20
610HR020E	1	0.02	3%	3.587	0.630	1.106	20
610HR030E	1	0.03	3%	3.587	0.650	1.106	20
610HR050E	1	0.05	3%	3.981	0.750	1.675	18
615HR010E	1.5	0.01	3%	3.981	0.750	1.675	18
615HR020E	1.5	0.02	3%	3.981	0.750	1.675	18
615HR030E	1.5	0.03	3%	3.981	0.750	1.675	18
620HR005E	2	0.005	3%	3.981	0.750	1.675	18
630HR010E	3	0.01	3%	4.125	0.781	1.68*	18
630HR015E	3	0.015	3%	4.125	1.11	2	18
630HR025E	3	0.025	3%	4.125	1.279	2.125	18
630HR050E	3	0.05	3%	4.125	1.664	2.375	18



E = RoHS compliant

**605HR020E**

Series	605	HR	020	E
Wattage	00 = 1/10	07 = 3/4		
	01 = 1/6	10 = 1.0		
	02 = 1/5	15 = 1.5		
	03 = 1/4	20 = 2.0		
	04 = 3/8	30 = 3.0		
	05 = 1/2			
Tolerance	F = 1%	H = 3%	J = 5%	
Ohms	R005 = .005	R010 = .01	R020 = .02	R050 = .05
				R100 = 0.10

\*Reference dimensions; contact Ohmite for details

## Looking for pricing, stock, or lifecycle information?

Click below to explore more details on WIN SOURCE:

 [View 602SJR00300E](#) on WIN SOURCE

 [Ohmite](#) Information

## Optimize Your Supply Chain with WIN SOURCE Solutions

-  Global Sourcing Solution
-  Obsolete Management
-  Cost Control Management
-  Shortage Management
-  Alternative Solution
-  Excess Inventory Management