



**THE DATASHEET OF
DMT2S47K-F**




Type DMT, Polyester Film Capacitors

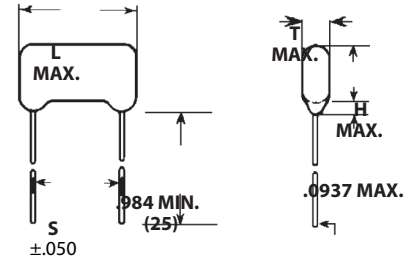
**Film/Foil
Radial Leads**

**General Purpose, High
Peak Currents,
High Insulation Resistance**

Type DMT radial-leaded, polyester film/foil noninductively wound film capacitors feature compact size and moisture-resistive epoxy coating. High insulation resistance and low dissipation factor, **Type DMT** is an ideal choice for most applications, especially with high peak currents.



NOTE: Other capacitance values, sizes and performance specifications are available. Contact us.



d
TINNED COPPER-CLAD
STEEL LEADS

Specifications

Capacitance Range	.01 - 68 μ F
Capacitance Tolerance	\pm 10% (K) standard, \pm 5% (J) optional
Rated Voltage	100 - 600 Vdc
Operating Temperature Range	-55 $^{\circ}$ C to +125 $^{\circ}$ C (*Full-rated voltage at 85 $^{\circ}$ C—Derate linearly to 50%-rated voltage at 125 $^{\circ}$ C)
Dielectric Strength	250% (1 minute)
Dissipation Factor	1% Max. (25 $^{\circ}$ C, 1kHz)
Insulation Resistance	30,000 M Ω x μ F, 100,000 M Ω Min
Life Test	500 Hours at 85 $^{\circ}$ C at 125% Rated Voltage
Regulatory Information	

Ratings

Cap. (μ F)	Catalog Part Number	T Inches (mm)	H Inches (mm)	L Inches (mm)	S Inches (mm)	d Inches (mm)	dV/dt V/ μ s
100 Vdc							
0.0010	DMT1D1K-F	0.197 (5.0)	0.354 (9.0)	0.512 (13.0)	0.394 (10.0)	0.024 (0.6)	4550
0.0015	DMT1D15K-F	0.200 (5.1)	0.354 (9.0)	0.512 (13.0)	0.394 (10.0)	0.024 (0.6)	4550
0.0022	DMT1D22K-F	0.210 (5.3)	0.354 (9.0)	0.512 (13.0)	0.394 (10.0)	0.024 (0.6)	4550
0.0033	DMT1D33K-F	0.210 (5.3)	0.354 (9.0)	0.512 (13.0)	0.394 (10.0)	0.024 (0.6)	4550
0.0047	DMT1D47K-F	0.210 (5.3)	0.354 (9.0)	0.512 (13.0)	0.394 (10.0)	0.024 (0.6)	4550
0.0068	DMT1D68K-F	0.210 (5.3)	0.354 (9.0)	0.512 (13.0)	0.394 (10.0)	0.024 (0.6)	4550
0.0100	DMT1S1K-F	0.220 (5.6)	0.354 (9.0)	0.512 (13.0)	0.394 (10.0)	0.024 (0.6)	4550
0.0150	DMT1S15K-F	0.220 (5.6)	0.370 (9.4)	0.512 (13.0)	0.394 (10.0)	0.024 (0.6)	4550
0.0220	DMT1S22K-F	0.256 (6.5)	0.390 (9.9)	0.512 (13.0)	0.394 (10.0)	0.024 (0.6)	4550
0.0330	DMT1S33K-F	0.250 (6.3)	0.350 (8.9)	0.560 (14.2)	0.400 (10.2)	0.032 (0.8)	3300
0.0470	DMT1S47K-F	0.260 (6.6)	0.433 (11.0)	0.560 (14.2)	0.420 (10.7)	0.032 (0.8)	3300
0.0680	DMT1S68K-F	0.275 (7.0)	0.460 (11.7)	0.560 (14.2)	0.420 (10.7)	0.032 (0.8)	3300
0.1000	DMT1P1K-F	0.290 (7.4)	0.445 (11.3)	0.682 (17.3)	0.545 (13.8)	0.032 (0.8)	2100
0.1500	DMT1P15K-F	0.350 (8.9)	0.490 (12.4)	0.682 (17.3)	0.545 (13.8)	0.032 (0.8)	2100
0.2200	DMT1P22K-F	0.360 (9.1)	0.520 (13.2)	0.820 (20.8)	0.670 (17.0)	0.032 (0.8)	1600
0.3300	DMT1P33K-F	0.390 (9.9)	0.560 (14.2)	0.942 (23.9)	0.795 (20.2)	0.032 (0.8)	1600
0.4700	DMT1P47K-F	0.420 (10.7)	0.600 (15.2)	1.080 (27.4)	0.920 (23.4)	0.032 (0.8)	1050

Type DMT, Polyester Film Capacitors

RoHS Compliant

Cap. (μ F)	Catalog Part Number	T Inches (mm)	H Inches (mm)	L Inches (mm)	S Inches (mm)	d Inches (mm)	dV/dt V/ μ s
0.5000	DMT1P5K-F	0.530 (13.5)	0.690 (17.5)	1.102 (28.0)	0.920 (23.4)	0.032 (0.8)	1050
0.6800	DMT1P68K-F	0.480 (12.2)	0.690 (17.5)	1.140 (28.9)	0.985 (25.0)	0.032 (0.8)	1050
1.0000	DMT1W1K-F	0.520 (13.2)	0.730 (18.5)	1.330 (33.8)	1.170 (29.7)	0.032 (0.8)	800
200/250 Vdc							
0.0010	DMT2D1K-F	0.217 (5.5)	0.374 (9.5)	0.512 (13.0)	0.394 (10.0)	0.024 (0.6)	6000
0.0015	DMT2D15K-F	0.217 (5.5)	0.374 (9.5)	0.512 (13.0)	0.394 (10.0)	0.024 (0.6)	6000
0.0022	DMT2D22K-F	0.217 (5.5)	0.374 (9.5)	0.512 (13.0)	0.394 (10.0)	0.024 (0.6)	6000
0.0033	DMT2D33K-F	0.217 (5.5)	0.374 (9.5)	0.512 (13.0)	0.394 (10.0)	0.024 (0.6)	6000
0.0047	DMT2D47K-F	0.236 (6.0)	0.394 (10.0)	0.512 (13.0)	0.394 (10.0)	0.024 (0.6)	6000
0.0068	DMT2D68K-F	0.236 (6.0)	0.394 (10.0)	0.512 (13.0)	0.394 (10.0)	0.024 (0.6)	6000
0.0100	DMT2S1K-F	0.236 (6.0)	0.394 (10.0)	0.512 (13.0)	0.394 (10.0)	0.024 (0.6)	6000
0.0150	DMT2S15K-F	0.236 (6.0)	0.395 (10.0)	0.512 (13.0)	0.394 (10.0)	0.024 (0.6)	6000
0.0220	DMT2S22K-F	0.275 (7.0)	0.433 (11.0)	0.512 (13.0)	0.394 (10.0)	0.024 (0.6)	6000
0.0330	DMT2S33K-F	0.295 (7.5)	0.453 (11.0)	0.694 (17.6)	0.545 (13.8)	0.024 (0.6)	3000
0.0470	DMT2S47K-F	0.295 (7.5)	0.472 (12.0)	0.694 (17.6)	0.545 (13.8)	0.024 (0.6)	3000
0.0680	DMT2S68K-F	0.335 (8.5)	0.512 (13.0)	0.694 (17.6)	0.545 (13.8)	0.032 (0.8)	3000
0.1000	DMT2P1K-F	0.354 (9.0)	0.512 (13.0)	0.820 (20.8)	0.670 (17.0)	0.032 (0.8)	2100
0.1500	DMT2P15K-F	0.394 (10.0)	0.571 (14.5)	0.820 (20.8)	0.670 (17.0)	0.032 (0.8)	2100
0.2200	DMT2P22K-F	0.413 (10.5)	0.630 (16.0)	0.945 (24.0)	0.795 (20.2)	0.032 (0.8)	2100
0.3300	DMT2P33K-F	0.492 (12.5)	0.689 (17.5)	0.945 (24.0)	0.795 (20.2)	0.032 (0.8)	2100
0.4700	DMT2P47K-F	0.531 (13.5)	0.728 (18.5)	1.110 (28.2)	0.920 (23.4)	0.032 (0.8)	1360
0.6800	DMT2P68K-F	0.630 (16.0)	0.827 (21.0)	1.132 (28.7)	0.984 (25.0)	0.032 (0.8)	1360
400 Vdc							
0.0010	DMT4D1K-F	0.197 (5.0)	0.354 (9.0)	0.569 (14.4)	0.400 (10.2)	0.024 (0.6)	14400
0.0015	DMT4D15K-F	0.221 (5.6)	0.356 (9.0)	0.569 (14.4)	0.400 (10.2)	0.024 (0.6)	14400
0.0022	DMT4D22K-F	0.221 (5.6)	0.356 (9.0)	0.569 (14.4)	0.400 (10.2)	0.024 (0.6)	14400
0.0033	DMT4D33K-F	0.221 (5.6)	0.374 (9.5)	0.569 (14.4)	0.400 (10.2)	0.024 (0.6)	14400
0.0047	DMT4D47K-F	0.241 (6.1)	0.394 (10.0)	0.569 (14.4)	0.400 (10.2)	0.024 (0.6)	14400
0.0068	DMT4D68K-F	0.286 (7.3)	0.411 (10.4)	0.569 (14.4)	0.400 (10.2)	0.024 (0.6)	14400
0.0100	DMT4S1K-F	0.331 (8.4)	0.456 (11.6)	0.569 (14.4)	0.400 (10.2)	0.032 (0.8)	14400
0.0150	DMT4S15K-F	0.368 (9.3)	0.534 (13.6)	0.569 (14.4)	0.400 (10.2)	0.032 (0.8)	14400
0.0220	DMT4S22K-F	0.328 (8.3)	0.479 (12.2)	0.694 (17.6)	0.545 (13.8)	0.032 (0.8)	7200
0.0330	DMT4S33K-F	0.388 (9.9)	0.539 (13.7)	0.694 (17.6)	0.545 (13.8)	0.032 (0.8)	7200
0.0470	DMT4S47K-F	0.338 (8.6)	0.534 (13.6)	0.882 (22.4)	0.733 (18.6)	0.032 (0.8)	4100
0.0680	DMT4S68K-F	0.397 (10.1)	0.593 (15.1)	0.882 (22.4)	0.733 (18.6)	0.032 (0.8)	4100
0.1000	DMT4P1K-F	0.472 (12.0)	0.668 (17.0)	0.882 (22.4)	0.733 (18.6)	0.032 (0.8)	4100
0.1500	DMT4P15K-F	0.408 (10.4)	0.810 (20.6)	1.069 (27.1)	0.920 (23.4)	0.032 (0.8)	2900
0.2200	DMT4P22K-F	0.418 (10.6)	0.811 (20.6)	1.319 (33.5)	1.170 (29.7)	0.032 (0.8)	2100
0.3300	DMT4P33K-F	0.415 (10.5)	0.844 (21.4)	1.569 (39.8)	1.420 (36.1)	0.032 (0.8)	2100
0.4700	DMT4P47K-F	0.541 (13.7)	0.934 (23.7)	1.569 (39.8)	1.420 (36.1)	0.032 (0.8)	2100
600/630 Vdc							
0.0010	DMT6D1K-F	0.218 (5.5)	0.326 (8.3)	0.694 (17.6)	0.545 (13.8)	0.024 (0.6)	15000
0.0015	DMT6D15K-F	0.221 (5.6)	0.329 (8.4)	0.694 (17.6)	0.545 (13.8)	0.024 (0.6)	15000
0.0022	DMT6D22K-F	0.251 (6.4)	0.359 (9.1)	0.694 (17.6)	0.545 (13.8)	0.024 (0.6)	15000
0.0033	DMT6D33K-F	0.251 (6.4)	0.376 (9.5)	0.694 (17.6)	0.545 (13.8)	0.032 (0.8)	15000
0.0047	DMT6D47K-F	0.284 (7.2)	0.409 (10.4)	0.694 (17.6)	0.545 (13.8)	0.032 (0.8)	15000

Type DMT, Polyester Film Capacitors



RoHS Compliant

Cap. (μ F)	Catalog Part Number	T Inches (mm)	H Inches (mm)	L Inches (mm)	S Inches (mm)	d Inches (mm)	dV/dt V/ μ s
600/630 Vdc							
0.0068	DMT6D68K-F	0.313 (7.9)	0.464 (11.8)	0.694 (17.6)	0.545 (13.8)	0.032 (0.8)	15000
0.0100	DMT6S1K-F	0.364 (9.2)	0.515 (13.1)	0.694 (17.6)	0.545 (13.8)	0.032 (0.8)	15000
0.0150	DMT6S15K-F	0.342 (8.7)	0.508 (12.9)	0.820 (20.8)	0.670 (17.0)	0.032 (0.8)	7400
0.0220	DMT6S22K-F	0.402 (10.2)	0.568 (14.4)	0.820 (20.8)	0.670 (17.0)	0.032 (0.8)	7400
0.0330	DMT6S33K-F	0.443 (11.2)	0.609 (15.5)	0.882 (22.4)	0.733 (18.6)	0.032 (0.8)	7400
0.0470	DMT6S47K-F	0.519 (13.2)	0.685 (17.4)	0.882 (22.4)	0.733 (18.6)	0.032 (0.8)	7400
0.0680	DMT6S68K-F	0.453 (11.5)	0.649 (16.5)	1.194 (30.3)	1.045 (26.5)	0.032 (0.8)	4000
0.1000	DMT6P1K-F	0.541 (13.7)	0.737 (18.7)	1.194 (30.3)	1.045 (26.5)	0.032 (0.8)	4000
0.1500	DMT6P15K-F	0.656 (16.7)	0.926 (23.5)	1.194 (30.3)	1.045 (26.5)	0.032 (0.8)	4000
0.2200	DMT6P22K-F	0.630 (16.0)	1.024 (26.0)	1.444 (36.7)	1.295 (32.9)	0.032 (0.8)	3000
0.3300	DMT6P33K-F	0.650 (16.5)	1.010 (25.6)	1.819 (46.2)	1.670 (42.4)	0.032 (0.8)	3000
0.4700	DMT6P47K-F	0.739 (18.8)	1.132 (28.7)	1.819 (46.2)	1.670 (42.4)	0.032 (0.8)	3000

Notice and Disclaimer: All product drawings, descriptions, specifications, statements, information and data (collectively, the "Information") in this datasheet or other publication are subject to change. The customer is responsible for checking, confirming and verifying the extent to which the Information contained in this datasheet or other publication is applicable to an order at the time the order is placed. All Information given herein is believed to be accurate and reliable, but it is presented without any guarantee, warranty, representation or responsibility of any kind, expressed or implied. Statements of suitability for certain applications are based on the knowledge that the Cornell Dubilier company providing such statements ("Cornell Dubilier") has of operating conditions that such Cornell Dubilier company regards as typical for such applications, but are not intended to constitute any guarantee, warranty or representation regarding any such matter – and Cornell Dubilier specifically and expressly disclaims any guarantee, warranty or representation concerning the suitability for a specific customer application, use, storage, transportation, or operating environment. The Information is intended for use only by customers who have the requisite experience and capability to determine the correct products for their application. Any technical advice inferred from this Information or otherwise provided by Cornell Dubilier with reference to the use of any Cornell Dubilier products is given gratis (unless otherwise specified by Cornell Dubilier), and Cornell Dubilier assumes no obligation or liability for the advice given or results obtained. Although Cornell Dubilier strives to apply the most stringent quality and safety standards regarding the design and manufacturing of its products, in light of the current state of the art, isolated component failures may still occur. Accordingly, customer applications which require a high degree of reliability or safety should employ suitable designs or other safeguards (such as installation of protective circuitry or redundancies or other appropriate protective measures) in order to ensure that the failure of an electrical component does not result in a risk of personal injury or property damage. Although all product-related warnings, cautions and notes must be observed, the customer should not assume that all safety measures are indicated in such warnings, cautions and notes, or that other safety measures may not be required.

Looking for pricing, stock, or lifecycle information?

Click below to explore more details on WIN SOURCE:

-  [View DMT2S47K-F on WIN SOURCE](#)
-  [Manufacturer Information](#)

Optimize Your Supply Chain with WIN SOURCE Solutions

-  Global Sourcing Solution
-  Obsolete Management
-  Cost Control Management
-  Shortage Management
-  Alternative Solution
-  Excess Inventory Management