



**THE DATASHEET OF  
DPIULC6-6DJL**



## ESD protection for internal DisplayPort™

### Features

- Compliant with DisplayPort 1.1a
- IEC 61000-4-2 level 4 compliant
- Ultralarge bandwidth (> 5 GHz)
- Low capacitance variation: 0.05 pF
- $100 \Omega \pm 10\%$  differential impedance (100% compatible with  $100 \Omega$  differential layout)
- 500  $\mu\text{m}$  pitch for easy layout

### Complies with the following standards

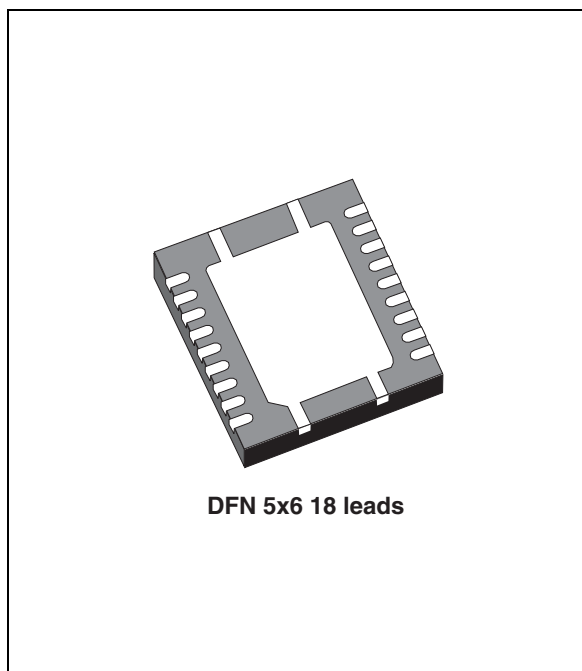
- IEC 61000-4-2 level 4
  - 15 kV (air discharge)
  - 8 kV (contact discharge)
- MIL STD 883G-Method 3015-7: class 3B
  - 8 kV HBM (Human Body Model)
- VESA DisplayPort Standard Version 1.1a

### Description

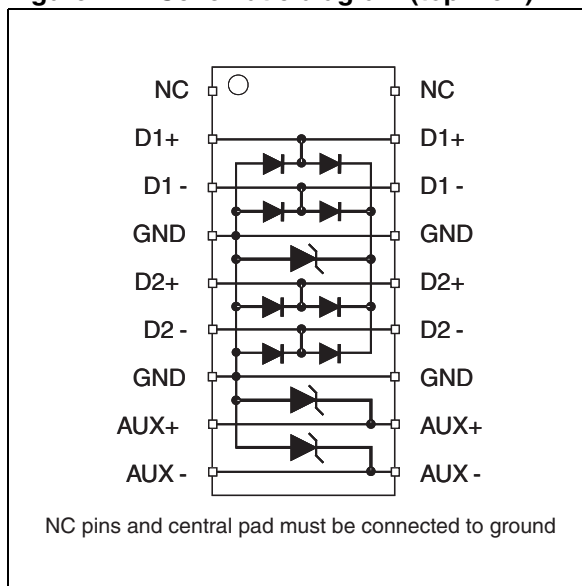
The DPIULC6-6DJL device provides fully integrated ESD protection ensuring full system robustness as required by the DisplayPort specification. Differentiated protection dedicated to each link ensures full compliance with the DisplayPort specification.

The bandwidth of each circuit ensures full transparency to the DisplayPort signals.

The DPIULC6-6DJL is packaged in DFN 5x6.



**Figure 1. Schematic diagram (top view)**



TM: DisplayPort is a trademark of the Video Electronics Standards Association (VESA)

# 1 Characteristics

**Table 1. Absolute maximum ratings ( $T_{amb} = 25\text{ °C}$ )**

Symbol	Parameter	Value	Unit
$T_{stg}$	Storage temperature range	-55 to +150	° C
$T_j$	Operating junction temperature range	-40 to +125	° C
$T_L$	Maximum lead temperature for soldering during 10 s	260	° C

**Table 2. Electrical characteristics: high speed differential pairs ( $T_{amb} = 25\text{ °C}$ )**

Symbol	Parameter	Test conditions	Value			Unit	
			Min.	Typ.	Max.		
$I_{RM}$	Leakage current	$V = 3.0\text{ V}$	-	-	100	nA	
$V_{BR}$	Breakdown voltage	$T_A = 25\text{ °C}, I_R = 1\text{ mA}$	6	-	-	V	
$V_{CL}$	Clamping voltage (Any I/O pin to ground)	$t_p = 8/20\ \mu\text{s}$	$I_{PP} = 1\text{ A}$	-	-	12	V
			$I_{PP} = 5\text{ A}$	-	-	17	
$C_{I/O-GND}$	Capacitance between I/O and ground	$V_R = 0\text{ V}, F = 1\text{ MHz}$	-	-	1.5	pF	
		$V_R = 0\text{ V}, F = 1.4\text{ GHz}$	-	-	1.5		
$\Delta C_{I/O-GND}$	Capacitance variation between 2 lines of the same pair	$V_R = 0\text{ V}, F = 1.4\text{ GHz}$	-	0.05	0.12	pF	
$Z_{Diff}$	Differential impedance between input and output	$t_r(20\%-80\%) = 130\text{ ps}$	90	100	110	$\Omega$	

**Table 3. Electrical characteristics: auxiliary link ( $T_{amb} = 25\text{ °C}$ )**

Symbol	Parameters	Test conditions	Value			Unit	
			Min.	Typ.	Max.		
$I_{RM}$	Leakage current	$V = 3.0\text{ V}$	-	-	100	nA	
$V_{BR}$	Breakdown voltage between $V_{BUS}$ and ground	$T_A = 25\text{ °C}, I_R = 1\text{ mA}$	6	-	-	V	
$V_{CL}$	Clamping voltage	$t_p = 8/20\ \mu\text{s}$	$I_{PP} = 1\text{ A}$	-	-	12	V
			$I_{PP} = 5\text{ A}$	-	-	17	
$C_{i/o-GND}$	Capacitance between I/O and ground	$V_R = 0\text{ V}, F = 1\text{ MHz}$	-	42	50	pF	
$F_c$	Cut-off frequency		-	7.0	-	MHz	

Figure 2. Frequency response (typical value)

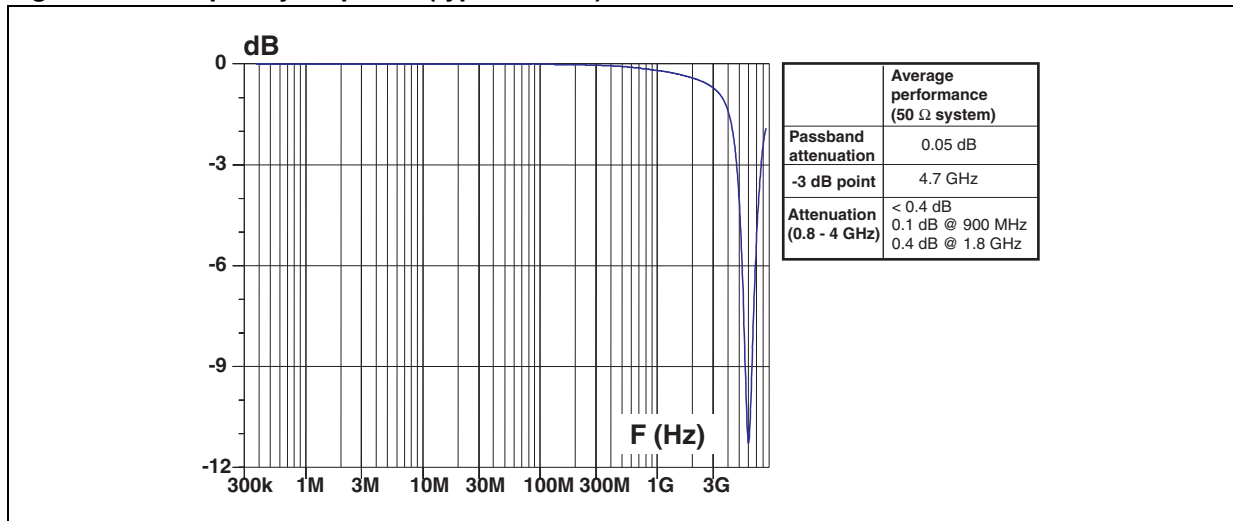


Figure 3. Leakage current versus junction temperature (typical values)

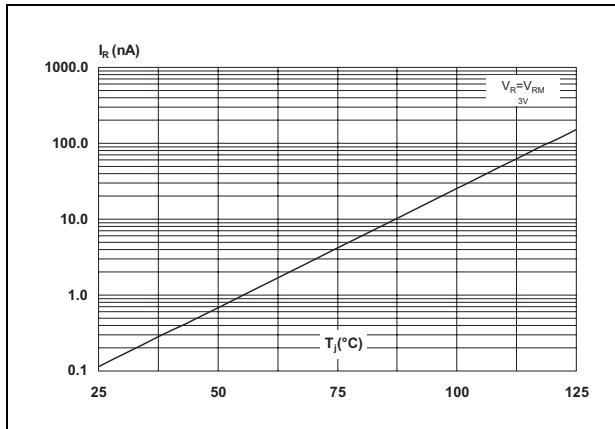


Figure 4. Differential  $T_{dr}$  measurement at 130 ps (20 - 80%)

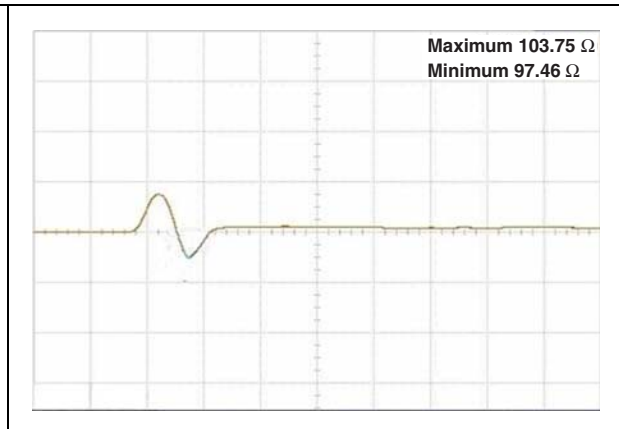


Figure 5. Eye diagram at 2.7 Gbps (PCB alone)

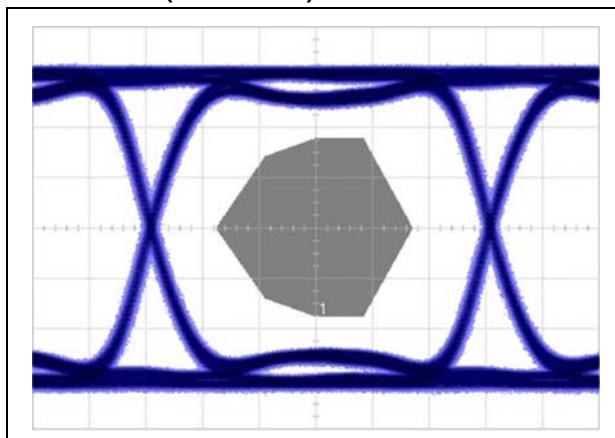


Figure 6. Eye diagram at 2.7 Gbps (PCB + DPIULC6-6DJL)

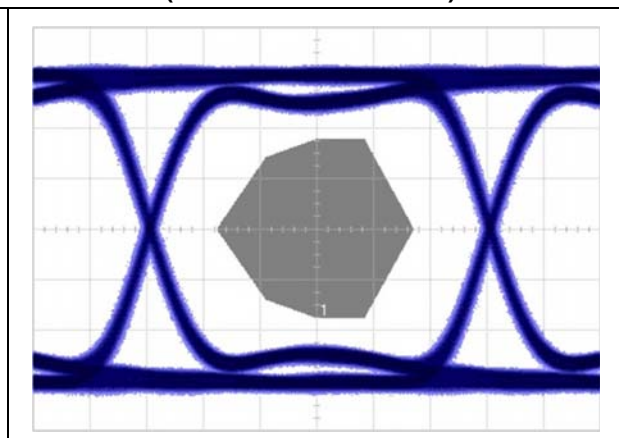


Figure 7. ESD response to IEC 61000-4-2 (+8 kV contact discharge)

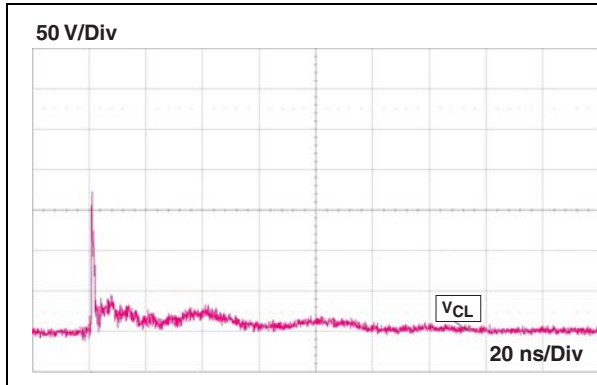
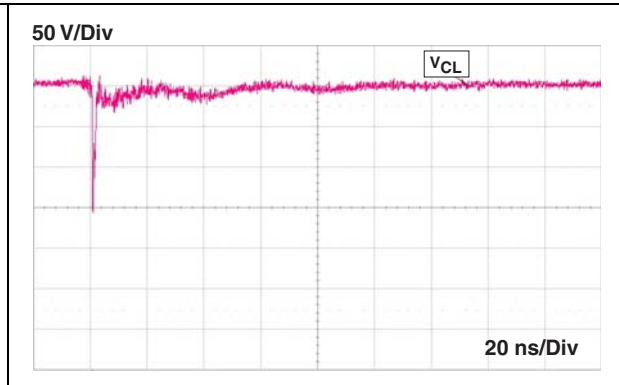


Figure 8. ESD response to IEC 61000-4-2 (+8 kV contact discharge)



## 2 Application information

Figure 9. DisplayPort internal schematic on source side

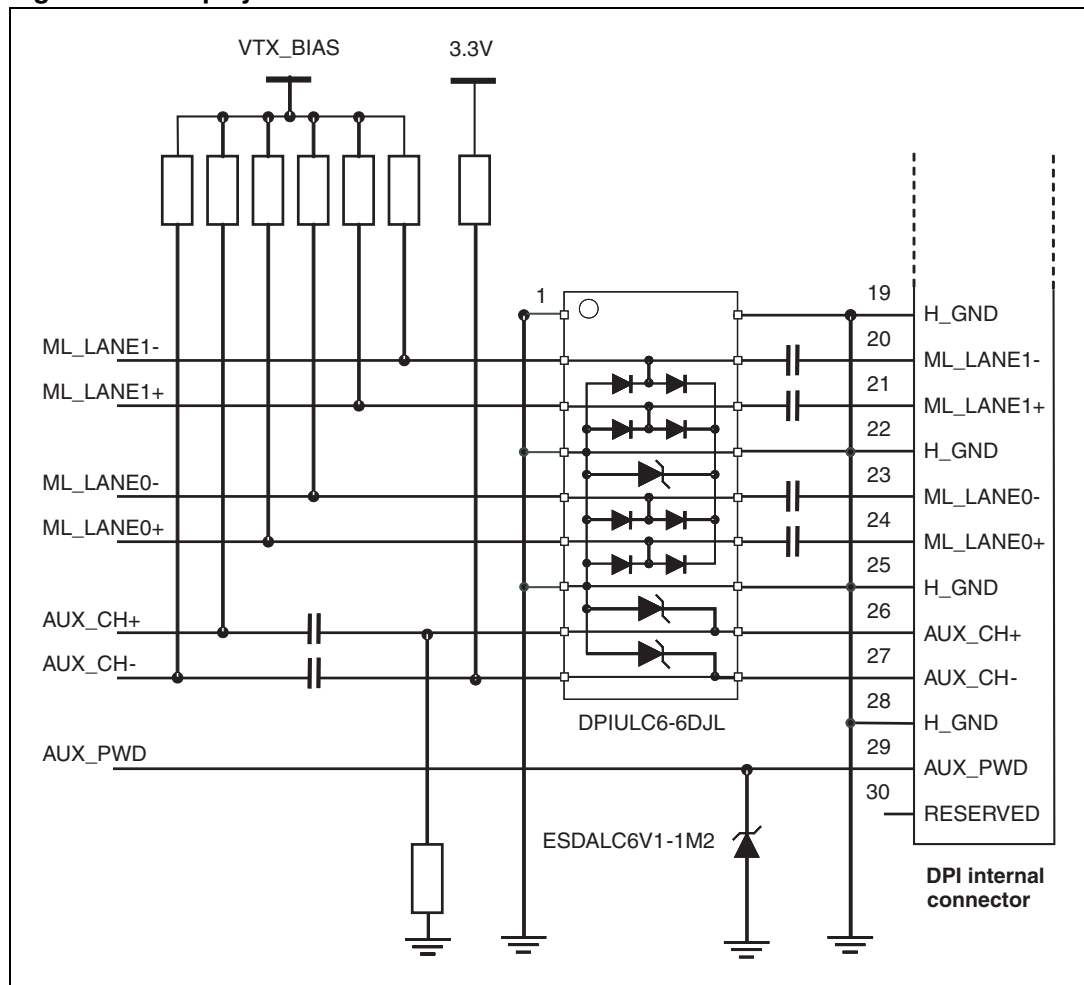
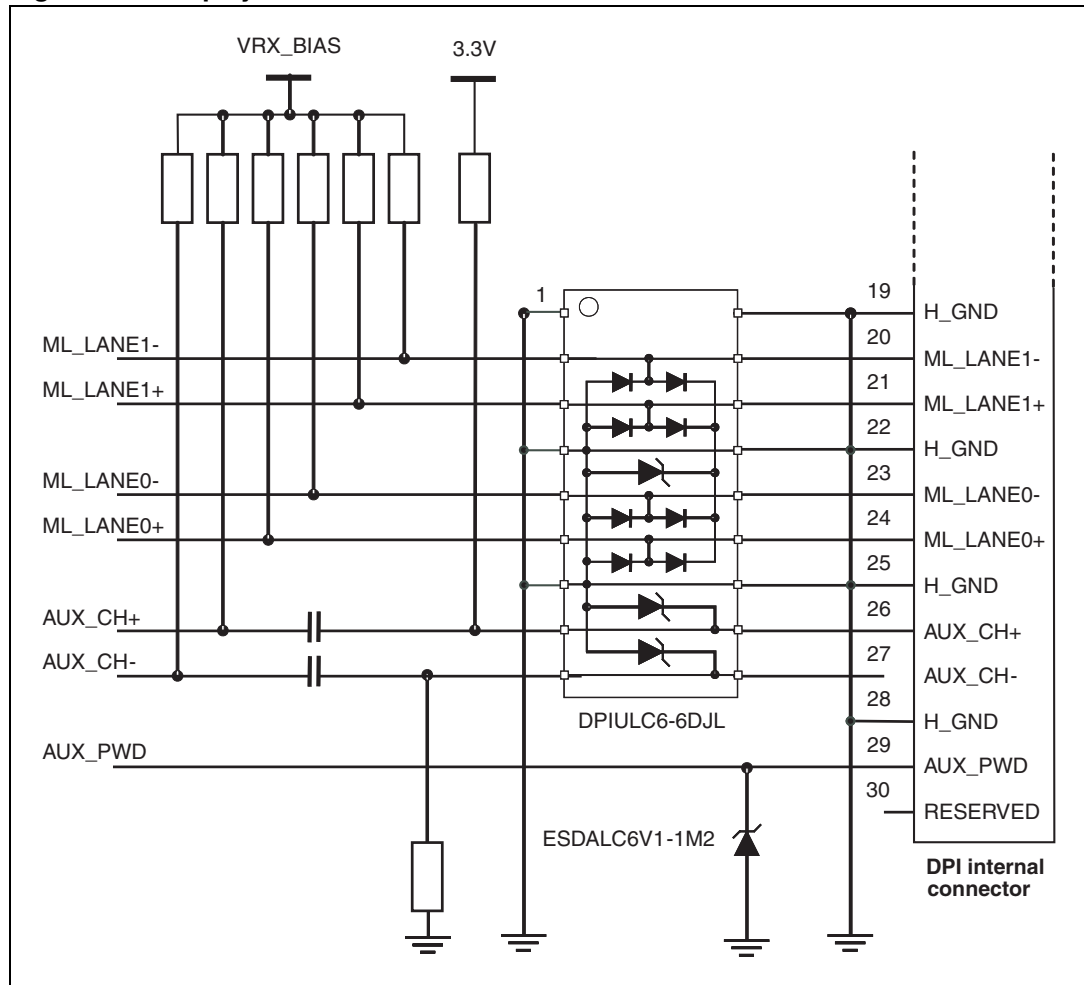
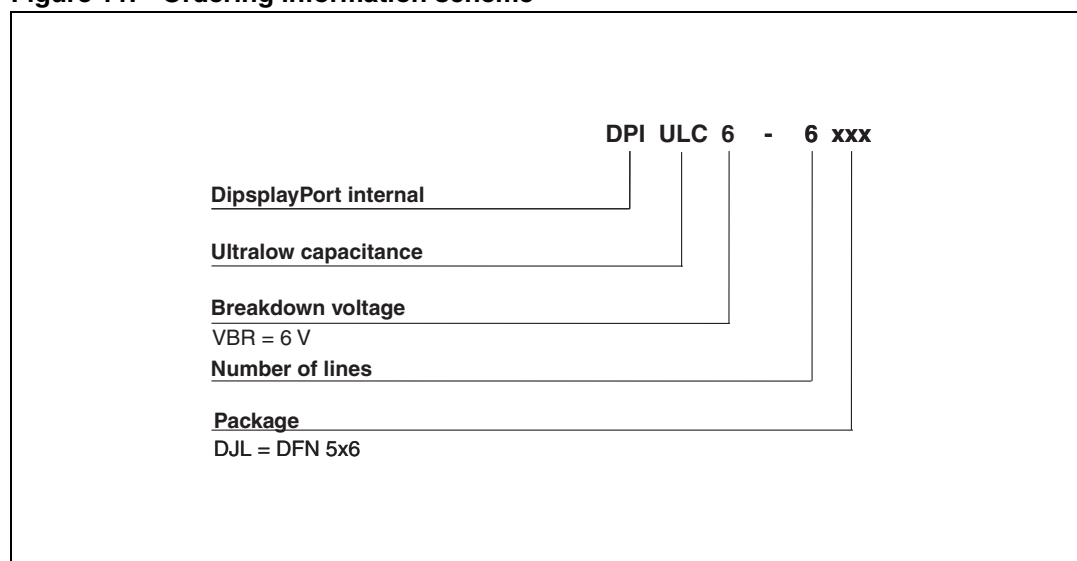


Figure 10. DisplayPort internal schematic on sink side



### 3 Ordering information scheme

Figure 11. Ordering information scheme

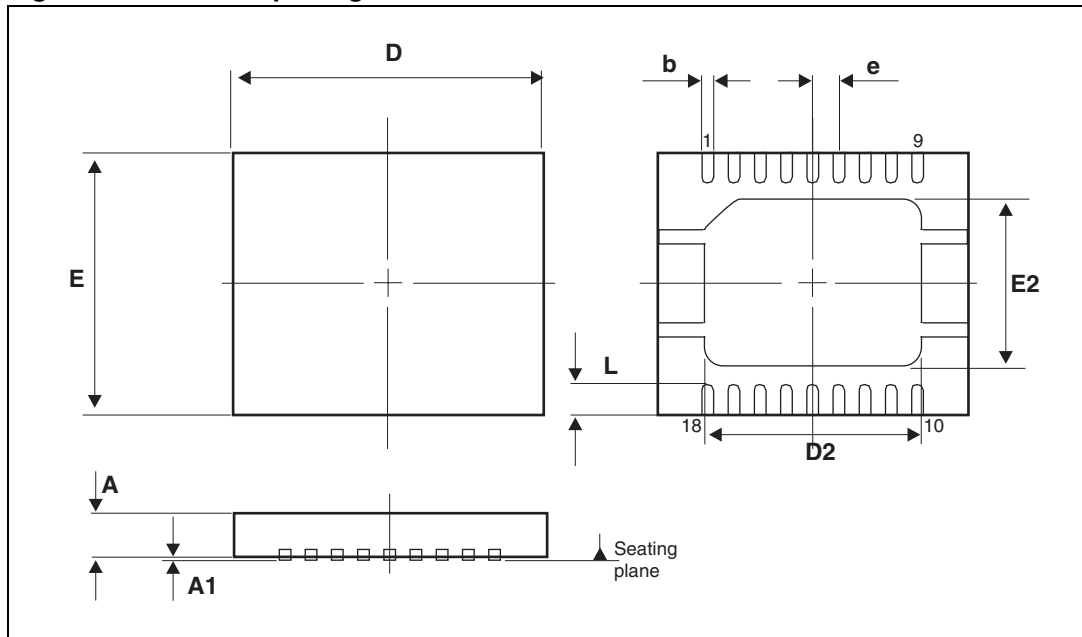


## 4 Package information

- Epoxy meets UL94, V0
- Lead-free package

In order to meet environmental requirements, ST offers these devices in different grades of ECOPACK<sup>®</sup> packages, depending on their level of environmental compliance. ECOPACK<sup>®</sup> specifications, grade definitions and product status are available at: [www.st.com](http://www.st.com). ECOPACK<sup>®</sup> is an ST trademark.

**Figure 12. DFN 5x6 package dimension definitions**



**Table 4. DFN 5x6 package dimension values**

Ref.	Millimetres			Inches		
	Min.	Typ.	Max.	Min.	Typ.	Max.
A	0.80	0.90	1.0	0.031	0.035	0.039
A1	0.00	0.02	0.05	0.000	0.001	0.002
b	0.18	0.25	0.30	0.007	0.010	0.012
D	5.90	6.00	6.10	0.232	0.236	0.240
D2	4.00	4.15	4.25	0.157	0.163	0.167
e	-	0.5	-	-	0.020	-
E	4.90	5.00	5.10	0.193	0.197	0.201
E2	3.00	3.15	3.25	0.118	0.124	0.128
L	0.45	0.55	0.65	0.020	0.022	0.025

Figure 13. Footprint recommendations in millimetres (inches)

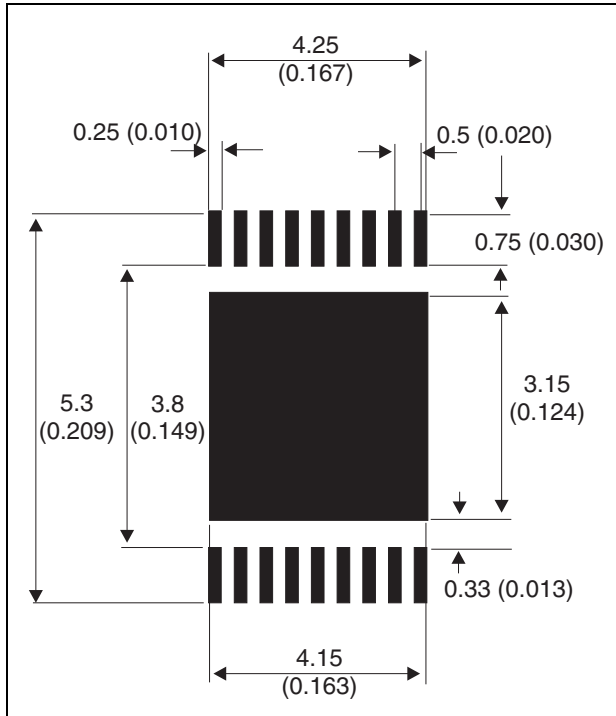
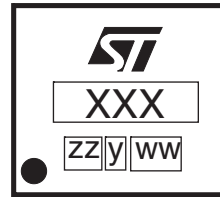


Figure 14. Marking



XXX: Marking  
 ZZ: Manufacturing location  
 Y: Year  
 WW: Week

## 5 Ordering information

Table 5. Ordering information

Order code	Marking	Package	Weight	Base qty	Delivery mode
DPIULC6-6DJL	DPIL66	DFN 5x6 18 leads	78.8 mg	3000	Tape and reel

## 6 Revision history

Table 6. Document revision history

Date	Revision	Changes
27-Nov-2009	1	Initial release.
09-Apr-2010	2	Added central pad to comment in <a href="#">Figure 1</a> .

**Please Read Carefully:**

Information in this document is provided solely in connection with ST products. STMicroelectronics NV and its subsidiaries ("ST") reserve the right to make changes, corrections, modifications or improvements, to this document, and the products and services described herein at any time, without notice.

All ST products are sold pursuant to ST's terms and conditions of sale.

Purchasers are solely responsible for the choice, selection and use of the ST products and services described herein, and ST assumes no liability whatsoever relating to the choice, selection or use of the ST products and services described herein.

No license, express or implied, by estoppel or otherwise, to any intellectual property rights is granted under this document. If any part of this document refers to any third party products or services it shall not be deemed a license grant by ST for the use of such third party products or services, or any intellectual property contained therein or considered as a warranty covering the use in any manner whatsoever of such third party products or services or any intellectual property contained therein.

**UNLESS OTHERWISE SET FORTH IN ST'S TERMS AND CONDITIONS OF SALE ST DISCLAIMS ANY EXPRESS OR IMPLIED WARRANTY WITH RESPECT TO THE USE AND/OR SALE OF ST PRODUCTS INCLUDING WITHOUT LIMITATION IMPLIED WARRANTIES OF MERCHANTABILITY, FITNESS FOR A PARTICULAR PURPOSE (AND THEIR EQUIVALENTS UNDER THE LAWS OF ANY JURISDICTION), OR INFRINGEMENT OF ANY PATENT, COPYRIGHT OR OTHER INTELLECTUAL PROPERTY RIGHT.**

**UNLESS EXPRESSLY APPROVED IN WRITING BY AN AUTHORIZED ST REPRESENTATIVE, ST PRODUCTS ARE NOT RECOMMENDED, AUTHORIZED OR WARRANTED FOR USE IN MILITARY, AIR CRAFT, SPACE, LIFE SAVING, OR LIFE SUSTAINING APPLICATIONS, NOR IN PRODUCTS OR SYSTEMS WHERE FAILURE OR MALFUNCTION MAY RESULT IN PERSONAL INJURY, DEATH, OR SEVERE PROPERTY OR ENVIRONMENTAL DAMAGE. ST PRODUCTS WHICH ARE NOT SPECIFIED AS "AUTOMOTIVE GRADE" MAY ONLY BE USED IN AUTOMOTIVE APPLICATIONS AT USER'S OWN RISK.**

Resale of ST products with provisions different from the statements and/or technical features set forth in this document shall immediately void any warranty granted by ST for the ST product or service described herein and shall not create or extend in any manner whatsoever, any liability of ST.

ST and the ST logo are trademarks or registered trademarks of ST in various countries.

Information in this document supersedes and replaces all information previously supplied.

The ST logo is a registered trademark of STMicroelectronics. All other names are the property of their respective owners.

© 2010 STMicroelectronics - All rights reserved



STMicroelectronics group of companies

Australia - Belgium - Brazil - Canada - China - Czech Republic - Finland - France - Germany - Hong Kong - India - Israel - Italy - Japan - Malaysia - Malta - Morocco - Philippines - Singapore - Spain - Sweden - Switzerland - United Kingdom - United States of America

[www.st.com](http://www.st.com)

## Looking for pricing, stock, or lifecycle information?

Click below to explore more details on WIN SOURCE:

-  [View DPIULC6-6DJL on WIN SOURCE](#)
-  [STMicroelectronics Information](#)

## Optimize Your Supply Chain with WIN SOURCE Solutions

-  Global Sourcing Solution
-  Obsolete Management
-  Cost Control Management
-  Shortage Management
-  Alternative Solution
-  Excess Inventory Management