



**THE DATASHEET OF
UES1H470MPM1TD**




ALUMINUM ELECTROLYTIC CAPACITORS



Bi-Polarized, For Audio Equipment



- Bi-polarized “nichicon MUSE” acoustic series.
- Suited for audio signal circuits.
- Compliant to the RoHS directive (2011/65/EU,(EU)2015/863).

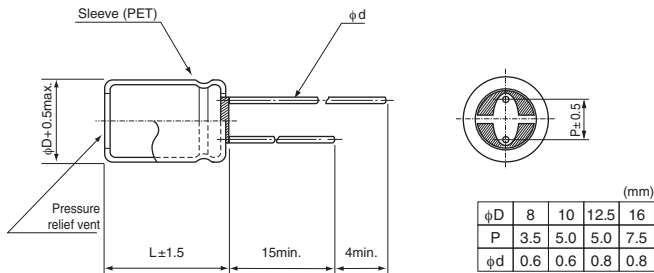


Specifications

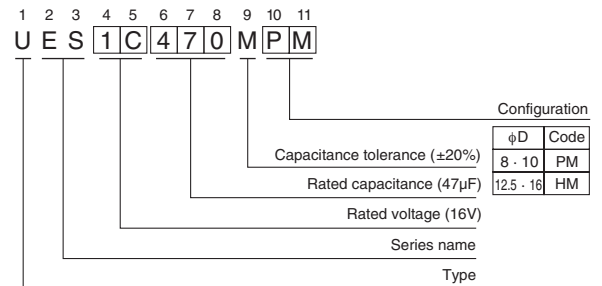
Item	Performance Characteristics											
Category Temperature Range	-40 to +85°C											
Rated Voltage Range	16 to 50V											
Rated Capacitance Range	10 to 1000μF											
Capacitance Tolerance	±20% at 120Hz, 20°C											
Leakage Current ※	After 1 minute's application of rated voltage at 20°C, leakage current is not more than 0.03CV (μA).											
Tangent of loss angle (tan δ)	Rated voltage (V)	16	25	35	50	Measurement frequency : 120Hz at 20°C						
	tan δ (max.)	0.16	0.16	0.14	0.12							
Stability at Low Temperature	Rated voltage (V)		16	25	35	50	Measurement frequency : 120Hz					
	Impedance ratio (max.)	Z(-25°C) / Z(+20°C)	2	2	2	2						
		Z(-40°C) / Z(+20°C)	4	4	4	4						
Endurance	The specifications listed at right shall be met when the capacitors are restored to 20°C after the rated voltage is applied for 1000 hours at 85°C with the polarity inverted every 250 hours.					<table border="1"> <tr> <td>Capacitance change</td> <td>Within ±20% of the initial capacitance value</td> </tr> <tr> <td>tan δ</td> <td>150% or less than the initial specified value</td> </tr> <tr> <td>Leakage current</td> <td>Less than or equal to the initial specified value</td> </tr> </table>	Capacitance change	Within ±20% of the initial capacitance value	tan δ	150% or less than the initial specified value	Leakage current	Less than or equal to the initial specified value
Capacitance change	Within ±20% of the initial capacitance value											
tan δ	150% or less than the initial specified value											
Leakage current	Less than or equal to the initial specified value											
Shelf Life	After storing the capacitors under no load at 85°C for 1000 hours and then performing voltage treatment based on JIS C 5101-4 clause 4.1 at 20°C, they shall meet the specified values for the endurance characteristics listed above.											
Marking	Printed with black color letter on clear green sleeve.											

※ I : Leakage Current (μA), C : Rated Capacitance (μF), V : Rated Voltage (V)

Radial Lead Type



Type numbering system (Example : 16V 47μF)



- Please refer to the Guidelines for Aluminum Electrolytic Capacitors for end seal configuration information.

● Dimension table in next page.

UES

■ Dimensions

Rated Voltage (V) (code)	Rated Capacitance (μ F)	Case Size ϕ D \times L (mm)	$\tan \delta$	Leakage Current (μ A) (at 20°C after 1 minute)	Part Number
16 (1C)	47	8 \times 11.5	0.16	22.56	UES1C470MPM
	100	10 \times 12.5	0.16	48	UES1C101MPM
	220	10 \times 20	0.16	105.6	UES1C221MPM
	330	12.5 \times 20	0.16	158.4	UES1C331MHH
	470	12.5 \times 25	0.16	225.6	UES1C471MHH
	1000	16 \times 25	0.16	480	UES1C102MHH
25 (1E)	33	8 \times 11.5	0.16	24.75	UES1E330MPM
	47	10 \times 12.5	0.16	35.25	UES1E470MPM
	100	10 \times 16	0.16	75	UES1E101MPM
	220	12.5 \times 25	0.16	165	UES1E221MHH
	330	12.5 \times 25	0.16	247.5	UES1E331MHH
	470	16 \times 25	0.16	352.5	UES1E471MHH
	1000	16 \times 30.5	0.16	750	UES1E102MHH
35 (1V)	22	8 \times 11.5	0.14	23.1	UES1V220MPM
	33	10 \times 12.5	0.14	34.65	UES1V330MPM
	47	10 \times 12.5	0.14	49.35	UES1V470MPM
	100	10 \times 20	0.14	105	UES1V101MPM
	220	12.5 \times 25	0.14	231	UES1V221MHH
	330	16 \times 25	0.14	346.5	UES1V331MHH
	470	16 \times 25	0.14	493.5	UES1V471MHH
50 (1H)	10	8 \times 11.5	0.12	15	UES1H100MPM
	22	10 \times 12.5	0.12	33	UES1H220MPM
	33	10 \times 16	0.12	49.5	UES1H330MPM
	47	10 \times 20	0.12	70.5	UES1H470MPM
	100	12.5 \times 25	0.12	150	UES1H101MHH
	220	16 \times 25	0.12	330	UES1H221MHH
	330	16 \times 30.5	0.12	495	UES1H331MHH

For cut leads, formed leads or taped parts, please add the appropriate code after the size code (12th digit).
If there is no size code in the part number, please add size code "1" and then add the appropriate code.

- For formed lead or taped product specifications and minimum order quantity, please refer to the Guidelines for Aluminum Electrolytic Capacitors.

Looking for pricing, stock, or lifecycle information?

Click below to explore more details on WIN SOURCE:

 [View UES1H470MPM1TD on WIN SOURCE](#)

 [Nichicon](#) Information

Optimize Your Supply Chain with WIN SOURCE Solutions

-  Global Sourcing Solution
-  Obsolete Management
-  Cost Control Management
-  Shortage Management
-  Alternative Solution
-  Excess Inventory Management