



THE DATASHEET OF MUR190



1A, 600V - 900V High Efficient Rectifier

FEATURES

- AEC-Q101 qualified available
- High efficiency, Low V_F
- High efficient recovery time
- 175°C operating junction temperature
- RoHS Compliant
- Halogen-free according to IEC 61249-2-21

APPLICATIONS

- DC to DC converter
- Switching mode converters and inverters
- Freewheeling application

MECHANICAL DATA

- Case: DO-204AC (DO-15)
- Molding compound meets UL 94V-0 flammability rating
- Terminal: Pure tin plated leads, solderable per J-STD-002
- Meet JESD 201 class 2 whisker test
- Polarity: Indicated by cathode band
- Weight: 0.400g (approximately)

KEY PARAMETERS		
PARAMETER	VALUE	UNIT
I_F	1	A
V_{RRM}	600 - 900	V
I_{FSM}	35	A
T_{JMAX}	150 - 175	°C
Package	DO-204AC (DO-15)	
Configuration	Single die	



DO-204AC (DO-15)



ABSOLUTE MAXIMUM RATINGS ($T_A = 25^\circ\text{C}$ unless otherwise noted)				
PARAMETER	SYMBOL	MUR160	MUR190	UNIT
Marking code on the device		MUR160	MUR190	
Repetitive peak reverse voltage	V_{RRM}	600	900	V
Reverse voltage, total rms value	$V_{R(RMS)}$	420	630	V
Forward current	I_F	1		A
Surge peak forward current, 8.3ms single half sine wave superimposed on rated load	I_{FSM}	35		A
Junction temperature	T_J	-55 to +175	-55 to +150	°C
Storage temperature	T_{STG}	-55 to +175	-55 to +150	°C

THERMAL PERFORMANCE			
PARAMETER	SYMBOL	TYP	UNIT
Junction-to-ambient thermal resistance	$R_{\theta JA}$	50	°C/W

ELECTRICAL SPECIFICATIONS ($T_A = 25^\circ\text{C}$ unless otherwise noted)						
PARAMETER		CONDITIONS	SYMBOL	TYP	MAX	UNIT
Forward voltage ⁽¹⁾	MUR160	$I_F = 1\text{A}, T_J = 25^\circ\text{C}$	V_F	-	1.25	V
	MUR190			-	1.70	V
	MUR160	$I_F = 1\text{A}, T_J = 150^\circ\text{C}$		-	1.05	V
	MUR190			-	1.50	V
Reverse current @ rated V_R ⁽²⁾		$T_J = 25^\circ\text{C}$	I_R	-	5	μA
		$T_J = 125^\circ\text{C}$		-	150	μA
Junction capacitance	MUR160	1MHz, $V_R = 4.0\text{V}$	C_J	27	-	pF
	MUR190			15	-	pF
Reverse recovery time	MUR160	$I_F = 0.5\text{A}, I_R = 1.0\text{A}, I_{rr} = 0.25\text{A}$	t_{rr}	-	50	ns
	MUR190			-	75	ns

Notes:

1. Pulse test with $PW = 0.3\text{ms}$
2. Pulse test with $PW = 30\text{ms}$

ORDERING INFORMATION		
ORDERING CODE ⁽¹⁾⁽²⁾	PACKAGE	PACKING
MUR1x	DO-204AC (DO-15)	3,500 / Tape & Reel
MUR1x A0G	DO-204AC (DO-15)	1,500 / Ammo box
MUR1xH	DO-204AC (DO-15)	3,500 / Tape & Reel
MUR1xHA0G	DO-204AC (DO-15)	1,500 / Ammo box

Notes:

1. "x" defines voltage from 600V (MUR160) to 900V (MUR190)
2. "H" means AEC-Q101 qualified

CHARACTERISTICS CURVES

($T_A = 25^\circ\text{C}$ unless otherwise noted)

Fig.1 Forward Current Derating Curve

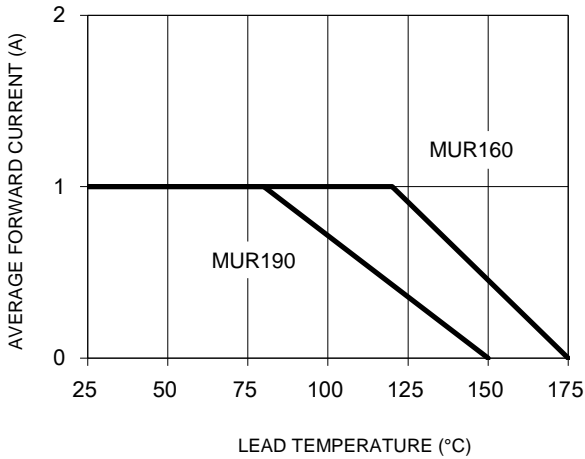


Fig.2 Typical Junction Capacitance

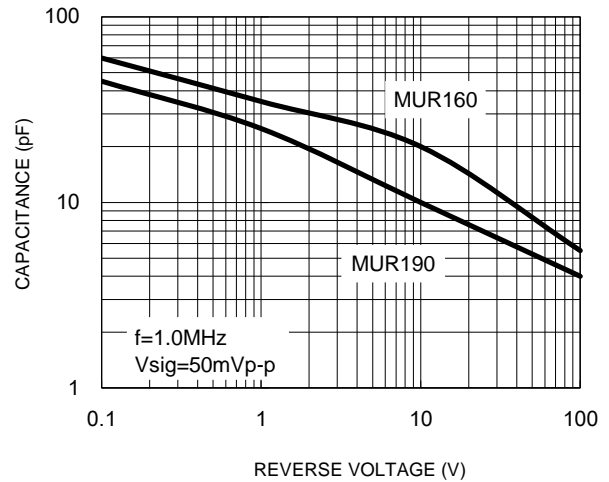


Fig.3 Typical Reverse Characteristics

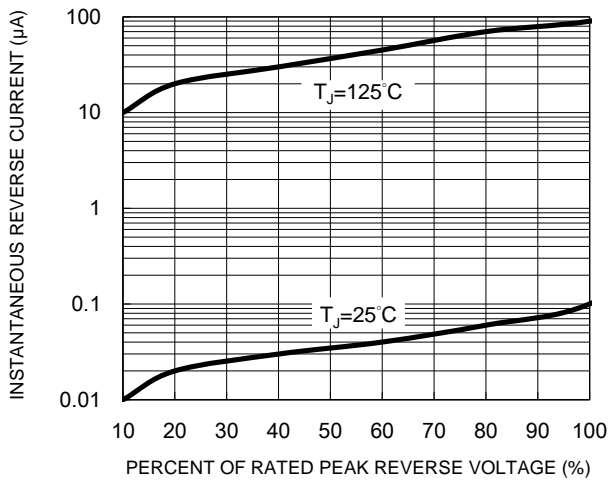


Fig.4 Typical Forward Characteristics

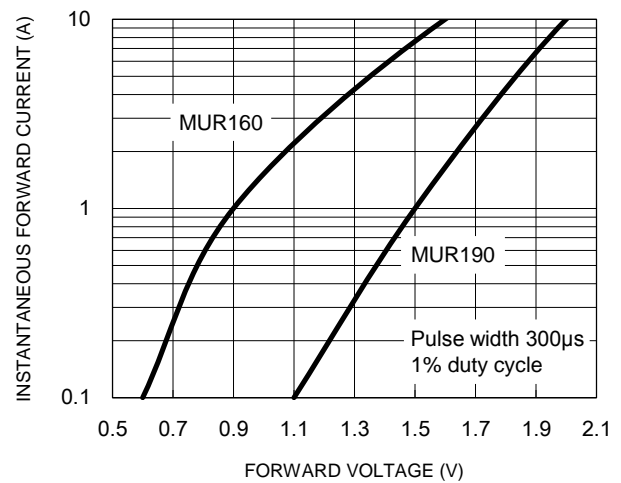
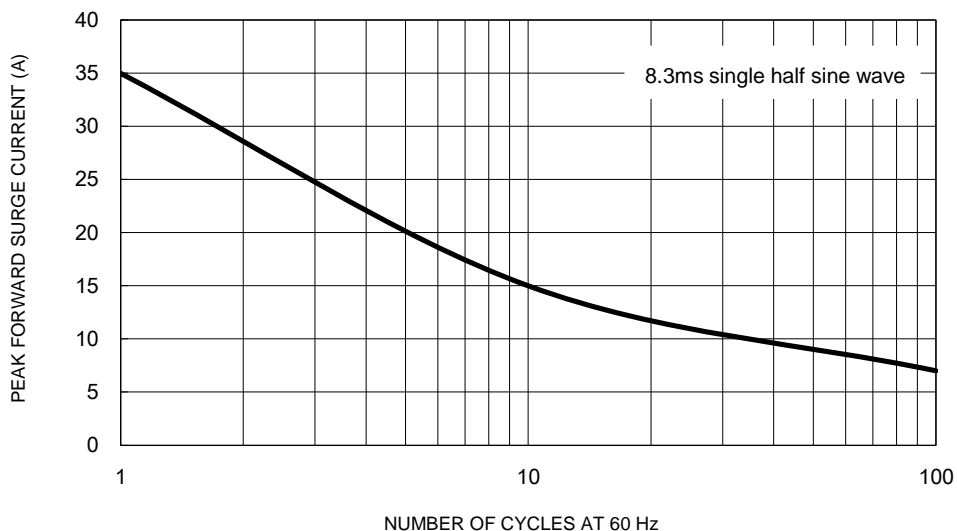


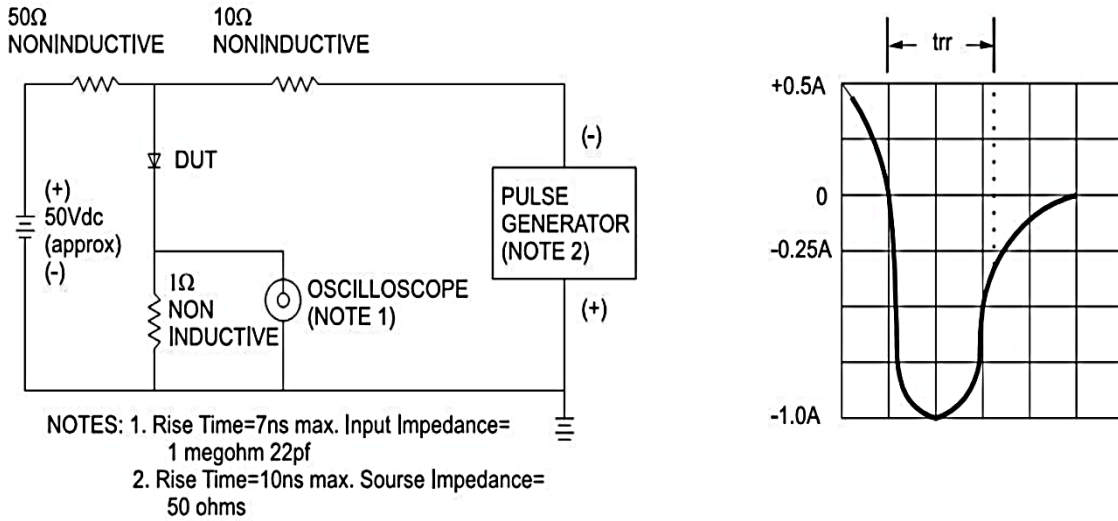
Fig.5 Maximum Non-Repetitive Forward Surge Current



CHARACTERISTICS CURVES

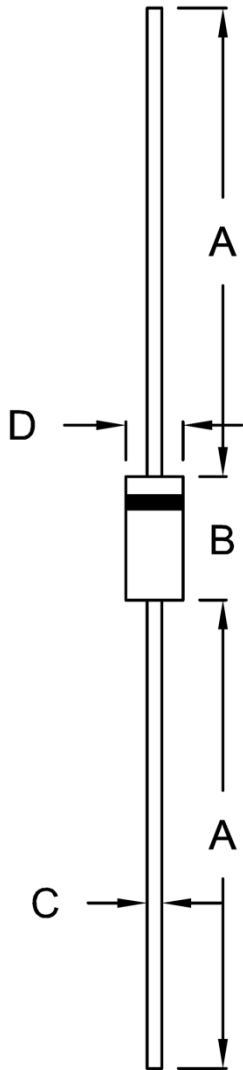
($T_A = 25^\circ\text{C}$ unless otherwise noted)

Fig.6 Reverse Recovery Time Characteristic and Test Circuit Diagram



PACKAGE OUTLINE DIMENSIONS

DO-204AC (DO-15)



DIM.	Unit (mm)		Unit (inch)	
	Min.	Max.	Min.	Max.
A	25.40	-	1.000	-
B	5.80	7.60	0.228	0.299
C	0.70	0.90	0.028	0.035
D	2.60	3.60	0.102	0.142

MARKING DIAGRAM



- P/N = Marking Code
- G = Green Compound
- YWW = Date Code
- F = Factory Code

Notice

Specifications of the products displayed herein are subject to change without notice. TSC or anyone on its behalf, assumes no responsibility or liability for any errors or inaccuracies.

Purchasers are solely responsible for the choice, selection, and use of TSC products and TSC assumes no liability for application assistance or the design of Purchasers' products.

Information contained herein is intended to provide a product description only. No license, express or implied, to any intellectual property rights is granted by this document. Except as provided in TSC's terms and conditions of sale for such products, TSC assumes no liability whatsoever, and disclaims any express or implied warranty, relating to sale and/or use of TSC products including liability or warranties relating to fitness for a particular purpose, merchantability, or infringement of any patent, copyright, or other intellectual property right.

The products shown herein are not designed for use in medical, life-saving, or life-sustaining applications. Customers using or selling these products for use in such applications do so at their own risk and agree to fully indemnify TSC for any damages resulting from such improper use or sale.

Looking for pricing, stock, or lifecycle information?

Click below to explore more details on WIN SOURCE:

- ⊖ [View MUR190 on WIN SOURCE](#)
- ⊖ [Taiwan Semiconductor Information](#)

Optimize Your Supply Chain with WIN SOURCE Solutions

- ✓ Global Sourcing Solution
- ✓ Obsolete Management
- ✓ Cost Control Management
- ✓ Shortage Management
- ✓ Alternative Solution
- ✓ Excess Inventory Management